

# 6<sup>TH</sup> CENSUS OF MINOR IRRIGATION SCHEMES REPORT



Volume-I

Surface Flow &  
Surface Lift

Deep  
Tubewells

Medium  
Tubewells

Shallow  
Tubewells

Dugwells



GOVERNMENT OF INDIA  
DEPARTMENT OF WATER RESOURCES, RIVER DEVELOPMENT AND  
GANGA REJUVENATION  
MINOR IRRIGATION (STATISTICS) WING



# 6<sup>TH</sup> CENSUS OF MINOR IRRIGATION SCHEMES REPORT

Volume - 1



सत्यमेव जयते

GOVERNMENT OF INDIA  
MINISTRY OF JAL SHAKTI  
DEPARTMENT OF WATER RESOURCES, RIVER DEVELOPMENT  
AND GANGA REJUVENATION  
MINOR IRRIGATION (STATISTICS) WING



गजेन्द्र सिंह शेखावत  
Gajendra Singh Shekhawat



सत्यमेव जयते



संयुक्त कुटुम्बकम्  
ONE EARTH • ONE FAMILY • ONE FUTURE



आज़ादी का  
अमृत महोत्सव

जल शक्ति मंत्री  
भारत सरकार  
Minister for Jal Shakti  
Government of India

### **MESSAGE**

Minor Irrigation Schemes play an important role in irrigation and agricultural sector of the country. They involve small investment with short gestation period and the benefits directly reach to the farmers immediately. Precise and authentic information related to statistics is indispensable for framing future plan of actions, policy making and research purposes etc.

The Ministry of Jal Shakti, D/o Water Resources, River Development and Ganga Rejuvenation has brought out the 6<sup>th</sup> census report on Minor Irrigation Schemes. This report provides State-wise detailed information on all the key parameters of Minor Irrigation projects in the country. The data generated from this census will act as an important input for various policy decisions wherein the expansion in irrigation facilities can be envisaged which will enhance the earnings and consequent increase in spending on health and education by the beneficiaries/ farmers.

I wish to congratulate the entire team of MI (Stat) Wing for meticulously carrying out the cumbersome task of conducting 6<sup>th</sup> census of Minor Irrigation Schemes. I am sure that this publication would be beneficial for all the stakeholders in this sector.

**(Gajendra Singh Shekhawat)**



जल शक्ति  
अभियान  
संचय जल, बेहतर कल

Office : 210, Shram Shakti Bhawan, Rafi Marg, New Delhi-110 001  
Tel: No. (011) 23711780, 23714663, 23714200, Fax : (011) 23710804  
E-mail : minister-jalshakti@gov.in



विश्वेश्वर टुडु  
BISHWESWAR TUDU



जल शक्ति एवं  
जनजातीय कार्य राज्य मंत्री  
भारत सरकार  
नई दिल्ली-110001  
MINISTER OF STATE FOR  
JAL SHAKTI & TRIBAL AFFAIRS  
GOVERNMENT OF INDIA  
NEW DELHI - 110001

### Message

Minor Irrigation schemes contribute significantly in the agricultural growth of the country. Usage of these schemes in un-even terrain and hilly areas result in efficient use of water which is a fast depleting natural resource. Considering the need to manage ground water resources in a sustainable manner, periodic review of Minor Irrigation schemes is very important for policy and planning purposes.

I am glad to know that Department of Water Resources, River Development and Ganga Rejuvenation has prepared the 6<sup>th</sup> census report on Minor Irrigation schemes wherein key information on all the Minor Irrigation structures has been collected and meticulously compiled after thorough data scrutiny and data validation. The data generated from this census will act as an important input for various policy decisions wherein the expansion in irrigation facilities can be envisaged.

I acknowledge the sincere efforts of entire team of MI (Stat) Wing for successfully completion of the task of conducting the 6th census of Minor Irrigation schemes in the country. I am hopeful that this census report would help in taking crucial decisions in water and irrigation sector of the country.

  
(Bishweswar Tudu)

New Delhi

Dated:





पंकज कुमार  
PANKAJ KUMAR  
सचिव  
SECRETARY



सत्यमेव जयते

भारत सरकार  
जल शक्ति मंत्रालय  
जल संसाधन, नदी विकास  
और गंगा संरक्षण विभाग  
GOVERNMENT OF INDIA  
MINISTRY OF JAL SHAKTI  
DEPARTMENT OF WATER RESOURCES,  
RIVER DEVELOPMENT & GANGA REJUVENATION

## FOREWORD

Agriculture, in the context of India, is indubitably the largest livelihood provider. It remains a water intensive sector. Keeping in view the variability of monsoon, the impact of climate change on pattern of rainfall, and growing demand for water, augmenting, conserving and efficiently managing the water resources for irrigation is pivotal in ensuring growth in agricultural output and maintaining food security.


Minor irrigation schemes provide a bulwark for the crops against the vagaries of rainfall. Minor irrigation projects, with their short gestation period and lower investments, have been a source of gainful employment and play a significant role in supporting rural economy. A sound and reliable database of minor irrigation is a sine qua non for effective planning and policy making of this sector.

With this objective in view, Government of India has been conducting Census of Minor Irrigation in partnership with the State Governments. So far, 5 Minor Irrigation Census have been conducted with reference year 1986-87, 1993-94, 2001-02, 2006-07 and 2013-14. The present report is for 6<sup>th</sup> Minor Irrigation Census with reference year 2017-18.

Minor Irrigation Census is a large exercise involving State, District and Village level functionaries of the States/ UTs in collection of data relating to various aspects of minor irrigation. The supervision of the conduct of 6<sup>th</sup> MI Census was done by Minor Irrigation Statistics Wing of the Department of Water Resources, River Development & Ganga Rejuvenation with overall guidance of National Informatics Centre (NIC) in data processing to States/UTs. The know-how assimilated through previous censuses along with evolution of data collection and processing methods have contributed in no small measure in the conduct of 6<sup>th</sup> MI Census. Unfortunately, Covid-19 pandemic delayed the census work in almost all the States/UTs.

I am sanguine that the report of the 6<sup>th</sup> MI Census would be useful for planners, policy makers, research scholars, agricultural and ground water scientists, administrators and all concerned with development of irrigation and agricultural economy of the country.



  
(Pankaj Kumar)



**S.R. MEENA, ISS**  
**Additional DG &**  
**Chief Census Commissioner**



भारत सरकार  
जल शक्ति मंत्रालय  
जल संसाधन, नदी विकास और  
गंगा संरक्षण विभाग  
श्रम शक्ति भवन  
रफी मार्ग, नई दिल्ली-110001  
GOVERNMENT OF INDIA  
MINISTRY OF JAL SHAKTI  
DEPARTMENT OF WATER RESOURCES,  
RIVER DEVELOPMENT AND  
GANGA REJUVENATION  
SHRAM SHAKTI BHAWAN  
RAFI MARG, NEW DELHI - 110001

## **PREFACE**

Water is a major input for agricultural production and food security in India. The declining trend of water level in the country along with boundless spatial and temporal variation of precipitation indicates that availability of water will become a concern for country's development. In order to overcome these challenges, the significance of irrigation and need for building sustainable irrigation network needs to be given prime importance. Due to small capital requirement, less execution time and better control over flow, Minor Irrigation (MI) schemes have equal importance as that of major and medium irrigation projects. Minor Irrigation schemes contribute a substantial share of irrigation across the country thereby ensuring sustained agricultural and economic growth. Under the Centrally Sponsored Scheme "Irrigation census", MI census was conducted in the States/UTs by different departments including Agriculture, Irrigation/ Water Resources, Planning, Revenue Department, Land Administration, Public Works Department etc.

Due to changing ground water and surface water scenarios, there is widespread use of modern methods of irrigation, in place of traditional methods, which reflects a paradigm shift in the composition of Minor Irrigation schemes. To have a precise information on the distribution and use of different types of minor irrigation schemes, to assess the factors contributing to the gap between Irrigation Potential Created (IPC) and Irrigation Potential Utilized (IPU) and to identify derelict schemes, there was a need for a sound and reliable data on the minor irrigation sector. This could help in assessing the performance of schemes by identifying the gaps and development of strong policy and planning to bring improvement in the schemes in Minor Irrigation sector. In order to fulfill this objective, Five Minor Irrigation Censuses have been conducted.

Department of Water Resources, River Development and Ganga Rejuvenation conducted the 6<sup>th</sup> Minor Irrigation Census with reference year 2017-18 in 32 States/ UTs except Delhi, Dadra & Nagar Haveli, Daman & Diu and Lakshadweep. Detailed training on concepts & definitions, schedules



वेबसाइट /Website : <http://jalshakti-dowr.gov.in>

& instruction manual used in the 6<sup>th</sup> MI census was provided to State Census Commissioners and Nodal Officers in the All-India Training Workshop organized by the MI(Stat) Wing of Ministry. Further, 6 Regional Training Workshops were organized covering all States/UTs.

The report provides results at the State and all India level by way of integrated tables supported by various statistical graphs and charts. State-wise census data by specific types of schemes, viz. dug-wells, shallow, medium and deep tube-wells, surface flow and lift schemes along with specific features have also been presented. This volume of report contains the All India analysis of the census data. The State wise analysis has been brought out separately in Volume-2 of the publication.

Shri Pankaj Kumar, Secretary, Department of Water Resources, River Development and Ganga Rejuvenation has been a constant source of inspiration and guidance throughout the 6<sup>th</sup> MI Census period and up to the finalization of results and preparation of this report. The Minor Irrigation Census Commissioners in the States/UTs have completed the stupendous task of conducting field work with dedication and focus. I express my sincere gratitude to them and also to the States which have hosted the Regional Training Workshops as well as Data Processing Workshops in association with this Ministry. Data processing and finalization of tables would not have been possible without the help of NIC officers - Dr. Ranjna Nagpal, DDG, Shri A K Chakkara, Senior Technical Director and Shri Girish Tiwari, Technical Director. The officers and staff of MI (Stat.) Wing have tirelessly worked in coordination with all the State Nodal Departments and have shown great sense of commitment and sincerity in completion of Census and finalization of report. I specially acknowledge the contribution made by Shri A. Nanda kumar, ex-DDG, Ms. Priyanka Kulshreshtha, DDG, Ms. Soumya P. Kumar, Director, Shri Mukesh Chandra Kukreti, Principal Staff Officer, Shri Arvind Kumar, Dy. Director, Dr. Anshika Bhatnagar, Dy. Director, Shri Anil Kumar, Assistant Engineer, Ms. Heena Gulati, Senior Technical Assistant, Shri Saurabh Katyal, PA, Shri Vijay Kumar Gupta, Steno, Shri Manish Kumar, Shri Kapil Singh, Shri Love Kumar Sharma, DEOs of this Ministry who were actively involved in various stages of 6<sup>th</sup> MI census work.

The report will help policy makers, planners, researcher scholars, academicians, administrators, scientists, field engineers and all other stakeholders in this field.

  
(S. R. Meena)

**Additional Director General**

## Content

| Sl No.             | Description  | Pages No. |
|--------------------|--|-----------|
| 1                  | Foreword   |           |
| 2                  | Preface  |           |
| 3                  | Highlights   | iii       |
| Chapters           |  |           |
| 4                  | Chapter-I: General background  | 1         |
| 5                  | Chapter-II: Development of Minor Irrigation and its Organizations in the States  | 4         |
| 6                  | Chapter-III: Census of Minor Irrigation Schemes  | 6         |
| 7                  | Chapter-IV: Methodology of Minor Irrigation Census   | 9         |
| 8                  | Chapter-V: Analysis and key Findings   | 13        |
| Statistical Tables |  |           |
| 9                  | Integrated Tables  | 63        |
| 10                 | Scheme-wise tables: Dug wells  | 155       |
| 11                 | Scheme-wise tables: Shallow Tube well  | 209       |
| 12                 | Scheme-wise tables: Medium Tube well   | 267       |
| 13                 | Scheme-wise tables: Deep Tube well   | 315       |
| 14                 | Scheme-wise tables: Surface flow   | 365       |
| 15                 | Scheme-wise tables: Surface lift   | 423       |
| Appendixes         |  |           |
| 16                 | Appendix- I : Tables of MI Schemes, IPC and IPU of Major Districts   | 479       |
| 17                 | Appendix- II : Comments from States/UTs regarding reasons for reduction/increase in number of schemes and other parameters in 6 <sup>th</sup> MI census as compared to 5 <sup>th</sup> MI census | 492       |
| 18                 | Appendix- III: Concepts and Definitions used in 6 <sup>th</sup> MI Census  | 497       |
| 19                 | Appendix- IV: Facsimile of Village, Ground water and Surface water Schedules   | 502       |
| 20                 | 6 <sup>th</sup> MI Census at a Glance- Infographics  | 510       |



## HIGHLIGHTS

- 23.14 million Minor Irrigation (MI) schemes were reported in the country from 695 districts and 6,47,394 villages. Out of all MI schemes, 21.93 million (94.8%) are Ground Water (GW) and 1.21 million (5.2%) are Surface Water (SW) scheme. Dugwell has highest amount of share in total number of MI schemes followed by shallow tubewell, medium tubewell and deep tubewell.
- Uttar Pradesh possesses the largest number of MI schemes in the country (17.2%) followed by Maharashtra (15.4%), Madhya Pradesh (9.9%) and Tamil Nadu (9.1%). Leading States in GW schemes are Uttar Pradesh, Maharashtra, Madhya Pradesh, Tamil Nadu and Telangana whereas Maharashtra, Karnataka, Telangana, Odisha and Jharkhand have the highest share in SW schemes. Out of 32 States/UTs, 10 States have more than 10 lakh MI schemes and 7 States have MI schemes ranging between 1 lakh to 10 lakh. Remaining 15 States/UTs have less than 1 lakh schemes.
- There has been increase of about 1.42 million in MI schemes with their number standing at 23.1 million during 6<sup>th</sup> MI Census as compared to 21.7 million in 5<sup>th</sup> Census. At the national level, both GW and SW schemes have increased by 6.9% and 1.2%, respectively.
- Correspondingly, Irrigation Potential Created (IPC) and Irrigation Potential Utilized (IPU) from GW schemes has increased in the 6<sup>th</sup> MI Census. On the other hand, IPC and IPU from SW schemes have declined in the 6<sup>th</sup> MI Census. This indicates declining dependency of farmers on SW schemes and increasing dependency on GW schemes for meeting their minor irrigation needs.
- At the aggregate level, IPC of MI schemes has marginally decreased (0.76%) from 89.52 million hectares in 5<sup>th</sup> Census to 88.84 million hectares in 6<sup>th</sup> Census. Shallow tubewell scheme has the maximum share in IPC during 6<sup>th</sup> census followed by dugwell and medium tubewell.
- However, IPU has increased (6.1%) from 71.32 million hectares in 5<sup>th</sup> Census to 75.64 million hectares in 6<sup>th</sup> Census. Shallow tubewell scheme has the maximum share in IPU during 6<sup>th</sup> census. Ratio of irrigation potential utilized to potential created has also increased from 79.7% in 5<sup>th</sup> MI census to 85.1% in 6<sup>th</sup>MI census.
- A majority of MI schemes (96.6%) continue to remain under private ownership. Most MI structures in India are, therefore, owned by individual farmers or group of farmers and hence it has maximum outreach for irrigation purposes. Within this, small and marginal farmers (having less than 2 ha of land) still own a major share of MI schemes. This underlines the need for strengthening the network of MI structures for irrigation purposes in the country for improving the livelihood of small and marginal farmers.

- Around 60.2% schemes have single source of finance whereas 39.8% schemes have more than one source of finance. In single source of finance, majority of schemes (79.5%) are being financed by own savings of individual farmer, pointing out the need for more financial support to the farmers by the financial institutions.
- Out of 23.14 million MI schemes, 22.32 million schemes (96.4%) have lifting device installed in them for water lifting purpose. Majority of schemes (57.6%) have submersible pump as lifting device followed by centrifugal pump (37.1%).
- The information on source of energy used for operating lifting device for lifting water from the source was collected for 'in use' and 'temporarily not in use' schemes. Majority of these schemes (76%) utilize electricity as source of energy followed by diesel (22.2%).
- There has been an improvement in water use efficiency and decline in wastage of water through use of improved water distribution devices over the years. During 5<sup>th</sup> MI census, 53% schemes used open channels for conveying water to the fields; this has reduced to 42% in 6<sup>th</sup> MI census. Correspondingly, the share of efficient water distribution systems like surface pipe, underground pipe, drip and sprinklers has increased. Underground pipe has recorded the highest increase followed by surface pipe and drip.
- Out of 22.44 million 'in use' MI schemes in 6<sup>th</sup> MI census, about 3.2 million schemes were having constraints in utilisation due to reasons like mechanical breakdown, non-availability of adequate power supply, less discharge of water, etc. However, the share of underutilized schemes has reduced to 14.1% in 6<sup>th</sup> MI census from 21.1% in 5<sup>th</sup> MI census.
- Out of all the schemes, 97% are 'in use' whereas 2.1% and 0.9% are 'temporarily not in use' and 'permanently not in use', respectively. 'Less discharge of water' is major reason for conversion of 'in use' MI schemes to 'temporarily not in use' category, whereas in the case of 'permanently not in use' schemes, the major reason for not using the structure is that the schemes have dried up.



### 6<sup>th</sup> MI Census Tables: Integrated

| S.No. | Report No.   | Report Name   | Page No. |
|-------|--------------|---|----------|
| 1     | Table.I(A)   | Minor Irrigation schemes at a glance  | 65       |
| 2     | Table.I(B)   | Minor Irrigation schemes for recharge of ground water only  | 67       |
| 3     | Table.II(A)  | Minor Irrigation schemes, CCA and Irrigation Potential in all schemes   | 69       |
| 4     | Table.II(B)  | Minor Irrigation schemes in use, CCA and Irrigation Potential   | 70       |
| 5     | Table.II(C)  | Minor Irrigation schemes temporarily not in use, CCA and Irrigation Potential                                 | 72       |
| 6     | Table.II(D)  | Minor Irrigation schemes permanently not in use, CCA and Irrigation Potential lost                            | 74       |
| 7     | Table.III(A) | Number of Minor Irrigation schemes by cost of scheme - ground water   | 76       |
| 8     | Table.III(B) | Number of Minor Irrigation schemes by cost of scheme - surface water  | 78       |
| 9     | Table.III(C) | Number of Minor Irrigation schemes by cost of scheme  | 80       |
| 10    | Table.IV     | Season wise area irrigated by Minor Irrigation schemes (in use and temporarily not in use)                    | 82       |
| 11    | Table.V      | Season wise area irrigated as supplementary source by Minor Irrigation schemes                                | 83       |
| 12    | Table.VI(A)  | Minor Irrigation schemes (in use and temporarily not in use) according to water lifting devices-ground water  | 84       |
| 13    | Table.VI(B)  | Minor Irrigation schemes (in use and temporarily not in use) according to water lifting devices-surface water | 85       |
| 14    | Table.VI(C)  | Minor Irrigation schemes (in use and temporarily not in use) according to water lifting devices - all schemes | 87       |
| 15    | Table.VII(A) | Minor Irrigation schemes (in use and temporarily not in use) according to source of energy - ground water     | 89       |
| 16    | Table.VII(B) | Minor Irrigation schemes (in use and temporarily not in use) according to source of energy - surface water    | 91       |
| 17    | Table.VII(C) | Minor Irrigation schemes (in use and temporarily not in use) according to source of energy - all schemes      | 93       |

| <b>S.No.</b> | <b>Report No.</b> | <b>Report Name</b>   | <b>Page No.</b> |
|--------------|-------------------|--|-----------------|
| 18           | Table. VIII(A)    | Number of schemes temporarily not in use and potential partially utilised/un-utilised - ground water   | 95              |
| 19           | Table. VIII(B)    | Number of schemes temporarily not in use and potential partially utilised/ un-utilised - surface water | 97              |
| 20           | Table. IX(A)      | Number of schemes permanently not in use by type of reasons - ground water                             | 99              |
| 21           | Table. IX(B)      | Number of schemes permanently not in use by type of reasons - surface water                            | 100             |
| 22           | Table. X(A)       | Number of under utilised in use schemes and under utilised potential - ground water                    | 102             |
| 23           | Table. X(B)       | Number of under utilised in use schemes and under utilised potential - surface water                   | 104             |
| 24           | Table. XI(A)      | Minor Irrigation schemes according to ownership type for ground water scheme                           | 106             |
| 25           | Table. XI(B)      | Minor Irrigation schemes according to ownership type for surface water scheme                          | 108             |
| 26           | Table.XII(A)      | Minor Irrigation schemes under individual ownership according to holding size of owner - ground water  | 110             |
| 27           | Table.XII(B)      | Minor Irrigation schemes under individual ownership according to holding size of owner - surface water | 112             |
| 28           | Table.XII(C)      | Minor Irrigation schemes under individual ownership according to holding size of owner - all schemes   | 114             |
| 29           | Table. XIII(A)    | Minor Irrigation schemes according to social status of individual owner - ground water                 | 116             |
| 30           | Table. XIII(B)    | Minor Irrigation schemes according to social status of individual owner surface water                  | 118             |
| 31           | Table. XIII(C)    | Minor Irrigation schemes according to social status of individual owner - all schemes                  | 120             |
| 32           | Table. XIII(D)    | Minor Irrigation schemes according to social status of female owner - ground water                     | 122             |
| 33           | Table. XIII(E)    | Minor Irrigation schemes according to social status of female owner -surface water                     | 124             |

| S.No. | Report No.     | Report Name  | Page No. |
|-------|----------------|--|----------|
| 34    | Table. XIII(F) | Minor Irrigation schemes according to social status of female owner - all schemes                                    | 126      |
| 35    | Table. XIII(G) | Minor Irrigation schemes according to social status of transgender owner - ground water                              | 128      |
| 36    | Table. XIII(H) | Minor Irrigation schemes according to social status of transgender owner - surface water                             | 130      |
| 37    | Table. XIII(I) | Minor Irrigation schemes according to social status of transgender owner - all schemes                               | 132      |
| 38    | Table.XIV(A)   | Minor Irrigation schemes under individual ownership according to source of finance - ground water                    | 134      |
| 39    | Table.XIV(B)   | Minor Irrigation schemes under individual ownership according to source of finance - surface water                   | 136      |
| 40    | Table.XIV(C)   | Minor Irrigation schemes under individual ownership according to source of finance - all schemes                     | 138      |
| 41    | Table. XV(A)   | Minor Irrigation schemes by tribal & non-tribal villages - ground water  | 140      |
| 42    | Table. XV(B)   | Minor Irrigation schemes by tribal & non-tribal villages - surface water   | 142      |
| 43    | Table.XVI(A)   | Number of in use ground water schemes and irrigation potential utilised by water distribution device                 | 144      |
| 44    | Table.XVI(B)   | Number of in use surface water schemes and irrigation potential utilised by water distribution device                | 146      |
| 45    | Table.XVI(C)   | Number of Minor Irrigation schemes and irrigation potential utilised by water distribution device all schemes        | 148      |
| 46    | Table. XVII    | Number of tribal villages having Major/Medium Irrigation schemes, Minor Irrigation schemes and no Irrigation schemes | 150      |
| 47    | Table. XVIII   | Number of Minor Irrigation schemes in the command area of Major/Medium Irrigation schemes by reasons                 | 152      |

### 6<sup>th</sup> MI Census Tables: Dug well

| S.No. | Report No.  | Report Name   | Page |
|-------|-------------|---|------|
| 1     | TABLE.1.1   | Number of Dugwells by type  | 157  |
| 2     | TABLE.1.2   | Distribution of Dugwells according to ownership   | 159  |
| 3     | TABLE.1.3.1 | Distribution of Dugwell according to social status of owner   | 161  |
| 4     | TABLE.1.3.2 | Distribution of Dugwell according to social status of female owner  | 163  |
| 5     | TABLE.1.4.1 | Distribution of Dugwells according to the individual owner's holding size                                       | 164  |
| 6     | TABLE.1.4.2 | Distribution of Dugwells according to the individual female owner's holding size                                | 165  |
| 7     | TABLE.1.5   | Distribution of Dugwells and cost of construction   | 166  |
| 8     | TABLE.1.6.1 | Distribution of Dugwells by cost of maintenance in the reference year   | 168  |
| 9     | TABLE.1.6.2 | Average cost of construction, machinery , annual maintenance and average amount of subsidy received for Dugwell | 170  |
| 10    | TABLE.1.7   | Distribution of Dug wells according to major source of finance (under individual ownership)                     | 172  |
| 11    | TABLE.1.8   | Distribution of Dugwells by status of utilisation   | 173  |
| 12    | TABLE.1.9   | Distribution of Dugwells temporarily not in use by reason   | 175  |
| 13    | TABLE.1.10  | Distribution of Dugwells permanently not in use by reason   | 176  |
| 14    | TABLE.1.11  | Distribution of Dugwell schemes in use according to water distribution system and potential utilised            | 178  |
| 15    | TABLE.1.12  | Distribution of Dugwells (in use, temporarily not in use) according to water lifting devices                    | 180  |
| 16    | TABLE.1.13  | Distribution of Dugwells (in use, temporarily not in use) according to source of energy                         | 182  |
| 17    | TABLE.1.14  | Distribution of Dugwells (in use, temporarily not in use) according to horse power of lifting devices           | 184  |
| 18    | TABLE.1.15  | Distribution of Dugwells (in use, temporarily not in use ) according to total pumping hours of operation        | 186  |

| <b>S.No.</b> | <b>Report No.</b> | <b>Report Name</b>  | <b>Page</b> |
|--------------|-------------------|---|-------------|
| 19           | TABLE.1.16        | Distribution of Dugwells (in use, temporarily not in use) according to average hours of pumping per day | 188         |
| 20           | TABLE.1.17        | Distribution of Dugwells according to depth   | 190         |
| 21           | TABLE.1.18        | Distribution of Dugwells in and outside the command of Major/Medium projects                            | 192         |
| 22           | TABLE.1.19.1      | CCA and season wise potential created through all Dugwells  | 194         |
| 23           | TABLE.1.19.2      | CCA and season wise potential created through Dugwells [in use]   | 196         |
| 24           | TABLE.1.19.3      | CCA and season wise potential created through Dugwells [temporarily not in use]                         | 198         |
| 25           | TABLE.1.19.4      | CCA and season wise potential created through Dugwells [permanently not in use]                         | 199         |
| 26           | TABLE.1.20.1      | Season wise potential utilised through Dugwells- all schemes  | 200         |
| 27           | TABLE.1.20.2      | Season wise potential utilised through Dugwells [in use]  | 202         |
| 28           | TABLE.1.20.3      | Season wise potential utilised through Dugwells [temporarily not in use]                                | 204         |
| 29           | TABLE.1.21        | Distribution of Dugwells (in use) according to constraints in utilisation of potential                  | 206         |

### 6<sup>th</sup> MI Census Tables: Shallow Tube well

| <b>S.No.</b> | <b>Report No.</b> | <b>Report Name</b>  | <b>Page</b> |
|--------------|-------------------|---|-------------|
| 1            | Table.2.1         | Distribution of Shallow tubewells according to ownership  | 211         |
| 2            | Table.2.2.1       | Distribution of Shallow tubewells according to social status of owner   | 213         |
| 3            | Table.2.2.2       | Distribution of Shallow tubewells according to social status of female owner  | 215         |
| 4            | Table.2.3.1       | Distribution of Shallow tubewells according to the individual owner's holding size  | 217         |
| 5            | Table.2.3.2       | Distribution of Shallow tubewells according to the individual female owner's holding size                                 | 219         |
| 6            | Table.2.4         | Distribution of Shallow tubewells and cost of construction  | 221         |
| 7            | Table.2.5.1       | Distribution of Shallow tubewells by cost of maintenance in the reference year  | 223         |
| 8            | Table.2.5.2       | Average cost of construction, machinery , annual maintenance and average amount of subsidy received for Shallow tubewells | 225         |
| 9            | Table.2.6         | Distribution of Shallow tubewells under individual ownership according to major source of finance                         | 227         |
| 10           | Table.2.7         | Distribution of Shallow tubewells by status of utilisation  | 229         |
| 11           | Table.2.8         | Distribution of Shallow tubewells temporarily not in use by reason  | 231         |
| 12           | Table.2.9         | Distribution of Shallow tubewells permanently not in use by reason  | 233         |
| 13           | Table.2.10        | Distribution of Shallow tube wells in use according to water distribution system and potential utilised                   | 235         |
| 14           | Table.2.11        | Distribution of in use, temporarily not in use Shallow tubewells according to water lifting devices                       | 237         |
| 15           | Table.2.12        | Distribution of in use, temporarily not in use Shallow tubewells according to source of energy                            | 239         |
| 16           | Table.2.13        | Distribution of in use, temporarily not in use Shallow tubewells according to horse power of lifting device               | 241         |
| 17           | Table.2.14        | Distribution of in use, temporarily not in use Shallow tubewells according to total pumping hours of operation            | 243         |

| <b>S.No.</b> | <b>Report No.</b> | <b>Report Name</b>   | <b>Page</b> |
|--------------|-------------------|--|-------------|
| 18           | Table.2.15        | Distribution of in use, temporarily not in use Shallow tubewells according to average hours of pumping per day | 245         |
| 19           | Table.2.16        | Distribution of Shallow tubewells according to depth   | 247         |
| 20           | Table.2.17        | Distribution of Shallow tubewells in and outside the command area of major/medium projects                     | 249         |
| 21           | Table.2.18.1      | CCA and season wise potential created through Shallow tubewells-all schemes                                    | 251         |
| 22           | Table.2.18.2      | CCA and season wise potential created through in use Shallow tubewells   | 253         |
| 23           | Table.2.18.3      | CCA and season wise potential created through temporarily not in use Shallow tubewells                         | 255         |
| 24           | Table.2.18.4      | CCA and season wise potential created through permanently not in use Shallow tubewells                         | 257         |
| 25           | Table.2.19.1      | Season wise potential utilised through Shallow tubewells- all schemes  | 259         |
| 26           | Table.2.19.2      | Season wise potential utilised through Shallow tubewells -in use   | 261         |
| 27           | Table.2.19.3      | Season wise potential utilised through Shallow tubewells-temporarily not in use                                | 263         |
| 28           | Table.2.20        | Distribution of in use Shallow tubewells according to constraints in utilisation of potential                  | 265         |

### 6<sup>th</sup> MI Census Tables: Medium Tube well

| S.No. | Report No.  | Report Name  | Page |
|-------|-------------|--|------|
| 1     | Table.3.1   | Distribution of Medium tubewells according to ownership  | 269  |
| 2     | Table.3.2.1 | Distribution of Medium tubewells according to social status of owner   | 271  |
| 3     | Table.3.2.2 | Distribution of Medium tubewells according to social status of female owner  | 273  |
| 4     | Table.3.3.1 | Distribution of Medium tubewells according to the individual owner's holding size  | 274  |
| 5     | Table.3.3.2 | Distribution of Medium tubewells according to the individual female owner's holding size                                 | 275  |
| 6     | Table.3.4   | Distribution of Medium tubewells and cost of construction  | 276  |
| 7     | Table.3.5.1 | Distribution of Medium tubewells by cost of maintenance in the reference year  | 278  |
| 8     | Table.3.5.2 | Average cost of construction, machinery , annual maintenance and average amount of subsidy received for Medium tubewells | 280  |
| 9     | Table.3.6   | Distribution of Medium tubewells under individual ownership by major source of finance                                   | 282  |
| 10    | Table.3.7   | Distribution of Medium tubewells by status of utilisation  | 283  |
| 11    | Table.3.8   | Distribution of Medium tubewells temporarily not in use by reason  | 285  |
| 12    | Table.3.9   | Distribution of Medium tubewells permanently not in use by reason  | 286  |
| 13    | Table.3.10  | Distribution of in use Medium tube wells according to water distribution system and potential utilised                   | 288  |
| 14    | Table.3.11  | Distribution of in use, temporarily not in use Medium tubewells according to water lifting devices                       | 290  |
| 15    | Table.3.12  | Distribution of in use, temporarily not in use Medium tubewells according to source of energy                            | 292  |
| 16    | Table.3.13  | Distribution of in use, temporarily not in use Medium tubewells according to horse power of lifting devices              | 294  |
| 17    | Table.3.14  | Distribution of in use, temporarily not in use Medium tubewells according to total pumping hours of operation            | 296  |



| <b>S.No.</b> | <b>Report No.</b> | <b>Report Name</b>  | <b>Page</b> |
|--------------|-------------------|---|-------------|
| 18           | Table.3.15        | Distribution of in use, temporarily not in use Medium tubewells according to average hours of pumping per day | 297         |
| 19           | Table.3.16        | Distribution of Medium tubewells according to depth   | 299         |
| 20           | Table.3.17        | Distribution of Medium tubewells in and outside the command area of Major/Medium projects                     | 301         |
| 21           | Table.3.18.1      | CCA and season wise potential created through Medium tubewells - all schemes                                  | 303         |
| 22           | Table.3.18.2      | CCA and season wise potential created through in use Medium tubewells   | 305         |
| 23           | Table.3.18.3      | CCA and season wise potential created through temporarily not in use Medium tubewells                         | 307         |
| 24           | Table.3.18.4      | CCA and season wise potential created through permanently not in use Medium tubewells                         | 308         |
| 25           | Table.3.19.1      | Season wise potential utilised through Medium tubewells - all schemes   | 310         |
| 26           | Table.3.19.2      | Season wise potential utilised through in use Medium tubewells  | 311         |
| 27           | Table.3.19.3      | Season wise potential utilised through temporarily not in use Medium tubewells                                | 312         |
| 28           | Table.3.20        | Distribution of in use Medium tubewells according to constraints in utilisation of potential                  | 313         |

### 6<sup>th</sup> MI Census Tables: Deep Tube well

| S.No. | Report No.  | Report Name  | Page |
|-------|-------------|--|------|
| 1     | Table.4.1   | Distribution of Deep tubewells according to ownership  | 317  |
| 2     | Table.4.2.1 | Distribution of Deep tubewells according to social status of owner   | 319  |
| 3     | Table.4.2.2 | Distribution of Deep tubewells according to social status of female owner  | 321  |
| 4     | Table.4.3.1 | Distribution of Deep tube wells according to the individual owner's holding size                                       | 322  |
| 5     | Table.4.3.2 | Distribution of Deep tubewells according to the individual female owner's holding size                                 | 323  |
| 6     | Table.4.4   | Distribution of Deep tubewells and cost of construction  | 324  |
| 7     | Table.4.5.1 | Distribution of deep tubewells by cost of maintenance in the reference year  | 326  |
| 8     | Table.4.5.2 | Average cost of construction, machinery , annual maintenance and average amount of subsidy received for Deep tubewells | 328  |
| 9     | Table.4.6   | Distribution of Deep tubewells under individual ownership by major source of finance                                   | 330  |
| 10    | Table.4.7   | Distribution of Deep tubewells by status of utilisation  | 332  |
| 11    | Table.4.8   | Distribution of temporarily not in use Deep tubewells - by reason  | 334  |
| 12    | Table.4.9   | Distribution of permanently not in use Deep tubewells - by reason  | 335  |
| 13    | Table.4.10  | Distribution of in use Deep tube wells according to water distribution system and potential utilised                   | 336  |
| 14    | Table.4.11  | Distribution of in use, temporarily not in use Deep tubewells according to water lifting device                        | 338  |
| 15    | Table.4.12  | Distribution of in use, temporarily not in use Deep tubewells according to source of energy                            | 340  |
| 16    | Table.4.13  | Distribution of in use, temporarily not in use Deep tubewells according to horse power of lifting device               | 342  |
| 17    | Table.4.14  | Distribution of in use, temporarily not in use Deep  | 344  |

| <b>S.No.</b> | <b>Report No.</b>   | <b>Report Name</b>  | <b>Page</b> |
|--------------|---------------------|---|-------------|
|              |                     | tubewells according to total pumping hours of operation   |             |
| <b>18</b>    | <b>Table.4.15</b>   | Distribution of in use, temporarily not in use Deep tubewells according to average hours of pumping per day | 345         |
| <b>19</b>    | <b>Table.4.16</b>   | Distribution of Deep tubewells according to depth   | 347         |
| <b>20</b>    | <b>Table.4.17</b>   | Distribution of Deep tubewells in and outside the command area of Major/Medium projects                     | 349         |
| <b>21</b>    | <b>Table.4.18.1</b> | CCA and season wise potential created through Deep tubewells - all schemes                                  | 351         |
| <b>22</b>    | <b>Table.4.18.2</b> | CCA and season wise potential created through in use Deep tubewells   | 353         |
| <b>23</b>    | <b>Table.4.18.3</b> | CCA and season wise potential created through temporarily not in use Deep tubewells                         | 355         |
| <b>24</b>    | <b>Table.4.18.4</b> | CCA and season wise potential created through permanently not in use Deep tubewells                         | 356         |
| <b>25</b>    | <b>Table.4.19.1</b> | Season wise potential utilised through Deep tubewells all schemes   | 357         |
| <b>26</b>    | <b>Table.4.19.2</b> | Season wise potential utilised through in use Deep tubewells  | 358         |
| <b>27</b>    | <b>Table.4.19.3</b> | Season wise potential utilised through temporarily not in use Deep tubewells                                | 360         |
| <b>28</b>    | <b>Table.4.20</b>   | Distribution of in use Deep tubewells according to constraints in utilisation of potential                  | 362         |

## 6<sup>th</sup> MI Census Tables: Surface Flow

| <b>S.No.</b> | <b>Report No.</b> | <b>Report Name</b>   | <b>Page</b> |
|--------------|-------------------|--|-------------|
| 1            | Table.5.1         | Number of Surface Flow schemes by type   | 367         |
| 2            | Table.5.2         | Distribution of Surface Flow schemes according to ownership  | 369         |
| 3            | Table.5.3.1       | Distribution of Surface Flow schemes according to social status of owner   | 371         |
| 4            | Table.5.3.2       | Distribution of Surface Flow schemes according to social status of female owner  | 373         |
| 5            | Table.5.4         | Distribution of Surface Flow schemes according to the individual owner's holding size  | 375         |
| 6            | Table.5.5         | Distribution of Surface Flow schemes and cost of construction  | 377         |
| 7            | Table5.6.1        | Distribution of Surface Flow schemes by cost of maintenance in the reference year  | 379         |
| 8            | Table.5.6.2       | Average cost of construction, machinery , annual maintenance and average amount of subsidy received for Surface Flow schemes | 381         |
| 9            | Table.5.7         | Distribution of Surface Flow schemes under individual ownership according to major source of finance                         | 383         |
| 10           | Table.5.8         | Distribution of Surface Flow schemes by status of utilisation  | 385         |
| 11           | Table.5.9         | Distribution of temporarily not in use Surface Flow schemes by reasons   | 387         |
| 12           | Table.5.10        | Distribution of permanently not in use Surface Flow schemes by reasons   | 389         |
| 13           | Table.5.11        | Distribution of Surface Flow schemes in use according to water distribution system and potential utilised                    | 391         |
| 14           | Table.5.12        | Distribution of Surface Flow schemes in and outside the command area of Major/Medium projects                                | 393         |
| 15           | Table.5.13.1      | CCA and season wise potential created through Surface Flow schemes - all   | 395         |
| 16           | Table.5.13.2      | CCA and season wise potential created through in use Surface Flow schemes  | 397         |
| 17           | Table.5.13.3      | CCA and season wise potential created through temporarily not in use Surface Flow schemes                                    | 399         |

| <b>S.No.</b> | <b>Report No.</b> | <b>Report Name</b>   | <b>Page</b> |
|--------------|-------------------|--|-------------|
| 18           | Table.5.13.4      | CCA and season wise potential created through permanently not in use Surface Flow schemes        | 401         |
| 19           | Table.5.14.1      | Season wise potential utilised through Surface Flow schemes - all                                | 403         |
| 20           | Table.5.14.2      | Season wise potential utilised through in use Surface Flow schemes                               | 404         |
| 21           | Table.5.14.3      | Season wise potential utilised through temporarily not in use Surface Flow schemes               | 405         |
| 22           | Table.5.15        | Distribution of in use Surface Flow schemes according to constraints in utilisation of potential | 407         |
| 23           | Table.5.16        | Distribution of tanks/reservoir & other storage of Surface Flow schemes by storage size          | 409         |
| 24           | Table.5.16.1      | Number and storage capacity of reservoirs in Surface Flow schemes                                | 411         |
| 25           | Table.5.16.2      | Number and storage capacity of tank/ponds in Surface Flow schemes                                | 413         |
| 26           | Table.5.16.3      | Number and storage capacity of other storages in Surface Flow schemes                            | 415         |
| 27           | Table.5.16.4      | Number and storage capacity of reservoir/tanks/ponds/other storages in Surface Flow schemes      | 417         |
| 28           | Table.5.17        | Distribution of tanks/reservoir & other storage of Surface Flow schemes by CCA classes           | 419         |
| 29           | Table.5.18        | Distribution of in use tanks/ reservoirs and other storage in Surface Flow scheme                | 421         |

### 6<sup>th</sup> MI Census Tables: Surface Lift

| <b>S.No.</b> | <b>Report No.</b> | <b>Report Name</b>   | <b>Page</b> |
|--------------|-------------------|--|-------------|
| 1            | Table.6.1         | Number of Surface Lift schemes by type   | 425         |
| 2            | Table.6.2         | Distribution of Surface Lift schemes according to ownership  | 426         |
| 3            | Table.6.3.1       | Distribution of Surface Lift schemes according to social status of owner   | 427         |
| 4            | Table.6.3.2       | Distribution of Surface Lift schemes according to social status of female owner  | 428         |
| 5            | Table.6.4         | Distribution of Surface Lift schemes according to the individual owner's holding size  | 429         |
| 6            | Table.6.5         | Distribution of Surface Lift schemes and cost of construction  | 430         |
| 7            | Table.6.6.1       | Distribution of Surface Lift schemes by cost of maintenance in the reference year  | 431         |
| 8            | Table.6.6.2       | Average cost of construction, machinery , annual maintenance and average amount of subsidy received for Surface Lift schemes | 433         |
| 9            | Table.6.7         | Distribution of Surface Lift schemes under individual ownership according to major source of finance                         | 435         |
| 10           | Table.6.8         | Distribution of Surface Lift schemes by status of utilisation  | 436         |
| 11           | Table.6.9         | Distribution of Surface Lift schemes temporarily not in use by reasons   | 438         |
| 12           | Table.6.10        | Distribution of Surface Lift schemes permanently not in use by reasons   | 440         |
| 13           | Table.6.11        | Distribution of in use Surface Lift schemes according to water distribution system and potential utilised                    | 442         |
| 14           | Table.6.12        | Distribution of in use, temporarily not in use Surface Lift schemes according to lifting devices                             | 444         |
| 15           | Table.6.13        | Distribution of in use, temporarily not in use Surface Lift schemes according to source of energy                            | 446         |
| 16           | Table.6.14        | Distribution of in use, temporarily not in use Surface Lift schemes according to horse power of lifting                      | 448         |
| 17           | Table.6.15        | Distribution of in use, temporarily not in use Surface Lift schemes according to total hours of pumping operation            | 450         |
| 18           | Table.6.16        | Distribution of in use, temporarily not in use Surface Lift schemes  | 452         |

| <b>S.No.</b> | <b>Report No.</b>   | <b>Report Name</b>   | <b>Page</b> |
|--------------|---------------------|--|-------------|
|              |                     | according to average hours of pumping per day  |             |
| <b>19</b>    | <b>Table.6.17</b>   | Distribution of Surface Lift schemes in and outside the command area of Major/Medium projects          | 454         |
| <b>20</b>    | <b>Table.6.18</b>   | Distribution of in use tanks/ponds/reservoir of Surface Lift schemes by CCA classes & their /IPC & IPU | 456         |
| <b>21</b>    | <b>Table.6.19.1</b> | CCA and season wise potential created through Surface Lift schemes- all schemes                        | 458         |
| <b>22</b>    | <b>Table.6.19.2</b> | CCA and season wise potential created through in use Surface Lift schemes                              | 460         |
| <b>23</b>    | <b>Table.6.19.3</b> | CCA and season wise potential created through temporarily not in use Surface Lift schemes              | 462         |
| <b>24</b>    | <b>Table.6.19.4</b> | CCA and season wise potential created through permanently not in use Surface Lift schemes              | 464         |
| <b>25</b>    | <b>Table.6.20.1</b> | Season wise potential utilised through Surface Lift schemes- all                                       | 465         |
| <b>26</b>    | <b>Table.6.20.2</b> | Season wise potential utilised through in use Surface Lift schemes                                     | 467         |
| <b>27</b>    | <b>Table.6.20.3</b> | Season wise potential utilised through temporarily not in use Surface Lift schemes                     | 469         |
| <b>28</b>    | <b>Table.6.21</b>   | Distribution of in use Surface Lift schemes according to constraints in utilisation of potential       | 471         |
| <b>29</b>    | <b>Table.6.22</b>   | Distribution of tanks/reservoir & other storage of Surface Lift schemes by storage size                | 473         |
| <b>30</b>    | <b>Table.6.23</b>   | Distribution of tanks/ ponds/ reservoirs of surface lift schemes by CCA classes                        | 475         |





# CHAPTER I

## GENERAL BACKGROUND

### 1.1 INTRODUCTION

India has been primarily an agricultural country since ages. As per National Statistics Office (NSO), Ministry of Statistics & Programme Implementation (MoSPI), share of agriculture and allied sector in Gross Value Added (GVA) at constant (2011-12) basic prices of India is around 16% based on an average of last 10 years and also latest Periodic Labour Force Survey (PLFS) report for 2021-22 shows the farms sector's share in the country's employed labour force is around 45.5%.

Water management is a crucial factor for agricultural output and food security. Keeping in view the limited availability of water, the optimum utilization of available water resources becomes more important. Moreover, the distribution of monsoon across the country is also not uniform. Therefore, there is a strong need for irrigation. Irrigation provides a powerful management tool against the vagaries of rainfall and makes it economically attractive to grow high yield seed varieties and to apply adequate plant nutrition as well as pest control and other inputs, thus creating opportunity for a boost in yields. Minor irrigation projects have the advantage of short gestation period, require smaller investment and benefits reach the farmers immediately. Ground Water schemes provide the irrigation throughout the year and are dependable which has helped in sustaining agricultural production over the past years.

### 1.2 MINOR IRRIGATION SCHEMES

Minor irrigation (MI) schemes are defined as those structures either in ground water or in surface water category having Culturable Command Area (CCA) up to 2,000 ha. The Ground water schemes comprise dug well, dug-cum-bore wells, shallow, medium and deep tubewells. Dug wells covers ordinary open wells of varying dimensions, dug or sunk from the ground surface into water bearing stratum to extract water for irrigation. These are broadly dug-cum-bore wells now-a-days or masonry wells/kutcha wells, from which water is lifted with the help of animals/human. The parameter of the well ranges between 2 to 6 meters and the depth between 8 and 15 meters. The tube wells may be categorized into 3 categories depending up on the depth of bore, capacity of motor/pump set and water discharge capacity during 24 hours. However, for simplicity this has been classified into following 3 categories based on depth of bore alone as the depth of bore is most common and related variable;

- i. Shallow tubewells whose depth does not exceed 35 metres
- ii. Medium TubeWell whose depth in between 35- 70 metres
- iii. Deep TubeWell whose depth in more than 70 metres

The surface water scheme comprises surface flow schemes and surface lift irrigation schemes. The surface flow schemes typically consists of tanks, check-dams, structures and can serve as water

conservation cum ground water recharge scheme. These structures are generally prevalent in hilly regions. Surface lift schemes are generally built in regions where topography does not permit direct flow irrigation from rivers and streams and hence water has to be lifted into irrigation channels. These works are similar to diversion schemes, but in addition, pumps are installed and pump-houses are also constructed.

### **1.3 SOURCES OF DATA**

The main sources of minor irrigation statistical data are (i) Land Use Statistics (LUS) of Ministry of Agriculture & Farmer's Welfare, (ii) Periodical Progress Reports from State Government Departments, (iii) Annual Administrative Report compiled by the State Government Departments, (iv) Ad-hoc reports prepared by various agencies from time to time on the basis of sample survey to assess the performance of minor irrigation works, (v) Agriculture Census.

#### **Land Use Statistics**

In Land Use Statistics (LUS), the net area irrigated by the government canals, private canals, tanks, tube wells, other wells and other sources are compiled for village/tehsil/district and the State level. Similarly, area irrigated more than once under different crops are also compiled. The Directorate of Economics and Statistics, Ministry of Agriculture Farmer's Welfare, Government of India publishes regularly the national level information with time lag of about 3 to 4 years. The primary data for LUS are collected by village patwaris in prescribed forms by plot to plot enumeration in certain States and are estimated on the basis of sample surveys in other States. The basic enumeration forms are not the same in the States and the instructions for obtaining details of area under irrigation and its sources are inadequate.

Classification of sources of irrigation does not provide data on irrigated area by important sources like private tube wells, dug wells, deep tube wells, diversion schemes and surface lift irrigation schemes. The gross irrigated areas according to different sources in most of the States are also not being compiled in LUS. In case of cropped area irrigated by two different sources, say canal and well, it is recorded under canal only. Data are also based on sample surveys and ad-hoc assessments in certain areas which introduce limitations in its reliability. Besides, the LUS data do not give information on the number of minor irrigation structures.

#### **Periodical Progress Reports**

Minor irrigation programs in the States are dealt by different departments under different development sectors. Periodical Progress Reports from these State Government Departments provide financial provision for construction of MI schemes in the public sector and actual construction of MI schemes by Government or local bodies. The structures installed by the farmers from their own efforts are generally not recorded. In case of State irrigation works, the irrigation potential and utilization are

usually estimated on the basis of such assumed duties/water allowances. The reported figures of irrigation potential created by certain scheme during a particular period might have been reduced over a period of time but no depreciation etc., has been taken into account in reporting the figures of cumulative irrigation potential created.

### **Annual Administrative Report**

In certain States there are no field agencies in the minor irrigation department to collect data relating to minor irrigation programs for their annual administrative reports. Further since minor irrigation program is dealt by more than one department of the State, the annual administrative report of irrigation department gives the statistics pertaining to works maintained by that department only.

### **Ad-hoc Reports**

Ad-hoc reports prepared by various agencies from time to time on the basis of sample surveys to access the performance of minor irrigation works. The ad-hoc surveys are sometimes intended to throw light upon the socio-economic impact in certain areas for improving agricultural activities, etc. The data collected on irrigation works under such surveys have a definite purpose and accordingly the priorities and weightage given to irrigation data for such minor irrigation statistics suffer from several deficiencies between the sets of progressive figures compiled on the basis of these statistics.

### **Agriculture Census**

Agriculture Census provides information on the number of irrigation sources by type of social classes and size class of farmers owning these assets, etc. Agricultural Census also provides data on area irrigated by the different sources of irrigation by social classes as well as by size class of holding of farmers once in five years.

### **Cost of Cultivation Studies (CCS)**

Cost of Cultivation Studies are conducted to estimate the average cost of cultivation of different crops across States by the Agricultural Universities and also provide some information on use of minor irrigation schemes and State-wise/Crop-wise cost of irrigation by different sources. However, these data are not available for analysis and further use by various stakeholders for policy purposes.

## CHAPTER II

### DEVELOPMENT OF MINOR IRRIGATION AND ITS ORGANIZATIONS IN THE STATES

#### 2.1 Development of Minor Irrigation

Water being a State subject, steps for augmentation, conservation and efficient management of water resources are primarily undertaken by the respective State Governments and Union Territories. In order to supplement the efforts of the State Governments, Central Government provides technical and financial assistance to them through various schemes and programmes for development of this sector. Minor irrigation sector in the Government of India is handled by Department of Water Resources, River Development and Ganga Rejuvenation (DoWR, RD&GR), Agriculture & Farmer's Welfare, Rural Development and Ministry of Tribal Affairs. Similarly, at the State level, respective Ministries and departments of Water Resources, Agriculture and Rural Development deal with the sector.

Several initiatives have been taken towards providing financial assistance to different States to construct minor irrigation schemes, either through Department of Irrigation/Minor Irrigation, Water Resources Development or under PWD/local bodies for development of MI works and for management of on-farm irrigation system and water distribution devices. Further, in many States, subsidy is being provided for construction of minor irrigation works for drilling/boring of tube wells, for digging of wells, purchasing of water distribution devices and micro-irrigation equipments like pipes, drip and sprinklers systems.

In the States, no single Government Department is involved in development of minor irrigation works and a large number of private works are being constructed over the years in the States with or without support from State Government. Therefore, co-ordination and monitoring of information about minor irrigation works becomes difficult at the State level. A detailed census of minor irrigation works was first recommended by Planning Commission in 1970. The National Commission on Agriculture examined in detail the status of minor irrigation in India and recommended that a census of irrigation sources be carried out once in five years.

Keeping this in view, a central scheme "Rationalisation of Minor Irrigation Statistics (RMIS)" was launched in 1987-88 with 100% Central assistance to the States/UTs. During the XIth Five Year Plan, the RMIS scheme became part of the Central Sector Plan scheme "Development of Water Resources Information System (DWRIS)". During the XII Plan, RMIS was a sub-component of "Irrigation Census" component of the plan scheme DWRIS.

Currently Irrigation Census (parent component of "RMIS") is a standalone component under umbrella scheme- Pradhan Mantri Krishi Sinchai Yojana (PMKSY) and other schemes. PMKSY has been formulated with the vision of extending the coverage of irrigation "Har khet ko pani" and improve water use efficiency "more crop per drop" in a focused manner with end to end solution on source creation, distribution, management, field applications and extension activities. PMKSY not only focuses on

creating water resources for assured irrigation, but it is also creating protective irrigation by harnessing rain-water at micro level- “Jal Sanchay” and “Jal Sinchan”.

**2.2** The main objective of the RMIS scheme is to build up a comprehensive and reliable database in the minor irrigation (MI) sector for effective planning and policymaking. The major activity under the scheme is the census of minor irrigation schemes conducted in the States/UTs covering all ground water and surface water schemes (which are mostly under private ownership up to 2000 ha.). In the MI Census, detailed information on various parameters like irrigation sources (dug well, shallow tube well, medium tube well, deep tube well, surface flow and surface lift schemes), irrigation potential created (IPC), potential utilized, ownership, holding size of land by owner, devices used for lifting water, sources of energy, energy conserving devices such as sprinkler and drip irrigation, use of non-conventional energy sources such as solar pumps, wind mills etc. is collected.

So far, five censuses have been conducted with reference years 1986-87, 1993-94, 2000-01, 2006-07 and 2013-14. The scope of the “Irrigation Census” scheme has been enlarged by the launch of First Census of Water Bodies in convergence with 6<sup>th</sup> minor irrigation Census (with reference year 2017-18) with the objective of developing a national database for all water bodies. The convergence of 6<sup>th</sup> MI census and census of Water Bodies offers substantial savings in resources on planning, training of field staff, field work, scrutiny, data entry, validation etc. because the coverage area of both the censuses in rural areas is the same.

**2.3** For the implementation of the scheme, each State/UT identifies a Nodal Department for collection, compilation and dissemination of information for the State. State Statistical Cells are generally created within the Nodal Department so identified by the State Government. These Cells assist the Head of the Nodal Department or Census Commissioner in the State in organising, coordinating and supervising the Census as and when planned by the Ministry.

## **CHAPTER III**

### **CENSUS OF MINOR IRRIGATION SCHEMES**

#### **3.1 MINOR IRRIGATION SCHEMES**

All ground water schemes and surface water schemes (both flow and lift) having Culturable Command Area (CCA) of less than 2000 hectare individually are classified as minor irrigation schemes. Minor irrigation schemes are categorized into six types: (1) Dug wells/dug-cum-bore wells (2) Shallow Tube wells (3) Medium Tube wells and (4) Deep tube wells comes under the category of Ground water schemes whereas (5) Surface flow schemes and (6) Surface lift schemes comes under the category of Surface water schemes.

The need for conducting the census of minor irrigation arose as it was felt that a database of these schemes will serve the planning, development and management needs of irrigation in the country which contributes to growth of agriculture in a big way. For effective implementation of policy and planning, sound database regarding minor irrigation sector is a must. So far five minor irrigation censuses have been conducted in order to meet this objective.

#### **3.2 MINOR IRRIGATION CENSUS-CHRONOLOGY**

- The first census of minor irrigation schemes was conducted with reference year 1986-87 and the report was published in November 1993.
- The 2<sup>nd</sup> MI census with reference year 1993-94 was initiated in September 1994 and the report was published in March 2001. The information in respect of adoption of newly developed technology of Water and Energy Conserving Devices such as Sprinkler and Drip Irrigation System and use of Non Conventional Energy sources such as Solar Pumps and Wind Mills was collected in this Census. For the first time the census data was computerized with the help of National Informatics Centre and the results were put on the website of the Ministry.
- The 3<sup>rd</sup> census of M.I. schemes with reference year 2000-2001 was conducted in 33 States/UTs. The report was released in November 2005. Data entry was initiated at district level in States as against State Headquarters during 3<sup>rd</sup> MI census.
- The 4<sup>th</sup> Census of MI schemes was conducted with reference year 2006-07 and the number of schedules was reduced from 6 to 3 in this Census –one village schedule, one ground water schedule covering all types of ground water schemes and one surface water schedule for surface water schemes. This Census also saw the introduction of new items of data collection like cost and source of funding of MI schemes, sources used to energise these schemes etc. The national report of 4<sup>th</sup> MI census was published in 2014.
- The 5<sup>th</sup> Census of minor irrigation schemes was conducted with reference year 2013-14.

- For the first time, a new category of MI scheme namely- Medium tube well (with depth ranging from 35 to 70 m) was introduced under Ground water MI scheme, as per needs of State Government to capture the rapid changes in the ground water sector.
- New items of data collection like number of lifting devices, more than one sources of energy and sources of finance were added in the scheme schedules in order to capture the diversities in the types of lifting devices, funding pattern, subsidy and sources of energy employed by the owners of minor irrigation schemes.
- A dedicated online portal for 5<sup>th</sup> MI Census was designed and maintained by National Informatics Centre. In the 5<sup>th</sup> MI Census online data entry and validation was attempted for the first time using this portal which facilitated real time progress monitoring of data entry/validation both by Central and State Governments.
- The national report of 5<sup>th</sup> MI census was published in 2017.

### **3.3 6<sup>th</sup> MINOR IRRIGATION CENSUS**

The 6<sup>th</sup> Census of minor irrigation schemes was conducted with reference year 2017-18. Three schedules namely village schedule, ground water schedule and surface water schedule were canvassed in this Census. The First Census of Water Bodies was conducted in convergence with the 6<sup>th</sup> Minor Irrigation schemes, for which two additional schedules namely urban schedule and water body schedule were canvassed. The report of the First Census of Water Bodies has been published. The format of schedules of MI census is provided at Appendix-IV.

The changes which were incorporated in 6<sup>th</sup> MI census as compared to 5<sup>th</sup> MI census are as follows:

- The information about gender of the owner of MI scheme was also collected in case of individual ownership, along with social status of owner.
- In 5<sup>th</sup> Census, only pre-monsoon average ground water level in a village was taken. In 6<sup>th</sup> Census, post-monsoon average ground water level was also canvassed in village schedule.
- If a MI scheme is in the command area of any major/medium irrigation scheme, name of major/medium scheme was also collected in 6<sup>th</sup> census along with its reasons.
- The schemes meant only for recharge of Ground water was also covered in 6<sup>th</sup> MI Census.

The field work of the minor irrigation Census was commenced in 2018-19. Training was imparted to State Government officials in Regional Data processing Workshops and States/UTs started data entry and validation work on the online portal. Meanwhile tabulation plan prepared by MI-Stat. Wing was

shared with National Informatics Centre. After completion of data entry and validation by the States/UTs, comments of the States/UTs on certain broad parameters were sought after scrutiny and thorough consistency checking of data emerging from the tabulation reports at the Central level. After rectification, if any, by State Governments, data on online portal was frozen in order to generate the final tables on various parameters. After receiving comments on final tables from all States, the State level reports were generated and State level data was aggregated to finalize the National level report in present form. The following tables have been generated from the 6<sup>th</sup> MI Census.

#### **Integrated Tables:**

These tables contain State wise aggregate data for the reference year 2017-18 for all types of schemes on key items viz. Number, Irrigation Potential Created, Irrigation Potential Utilized for MI schemes, Crop-wise irrigation, Sources of finance for construction of schemes in private sector, distribution of MI schemes- by social category, type of farmers, e.g., marginal, small, big farmers, use of distribution devices, constraints in utilization of MI schemes.

#### **Scheme-wise tables:**

These contain detailed tables on other important aspects of ground water and surface water MI schemes separately by each type of scheme. The items covered are ownership of scheme, cost of construction, distribution device, social status of owner, type and status of scheme, source of finance and water lifting device. The scheme-wise tables also provide data for each State/ UT separately on each item. District level data is available on the website of the Ministry and data upto village level will also be made available in the Open Government Data (OGD) platform (<http://data.gov.in>) as per the National Data Sharing & Accessibility Policy (NDSAP), Government of India.



## **CHAPTER IV**

### **METHODOLOGY OF MINOR IRRIGATION CENSUS**

#### **4.1 METHODOLOGY OF DATA COLLECTION**

In the 6<sup>th</sup> MI Census, the traditional methodology i.e. canvassing paper based schedules for capturing the village level data and the MI scheme data from the rural areas was used.

The MI Census data was collected through canvassing different schedules for the village and minor irrigation schemes. The Village schedule was canvassed by the Patwaries through revenue / land records maintained in the office of Government authorities and enquiries from village level workers/gram pradhans etc. Scheme related schedules were canvassed by the enumerators through enquiries from the owners of the schemes. In case of institutional schemes, the information was collected through available records. The schedules of enquiry along with instructions/ guidelines for filling them were provided separately.

Along with the field work, supervision and checking was done by:- i. Enumerator's supervisor, ii Block level officers iii. District level officers iv. State level officers as per the prescribed norms. After thorough scrutiny of schedule, the data entry was done at the District or block level on the online portal developed by NIC. The validated data was again examined at the Central Level before generation of final table.

#### **4.2 COORDINATION MECHANISM**

A Steering Committee was constituted at the Central level under the Chairmanship of Secretary and members from NITI Aayog, Central line Ministries like Ministry of Agriculture, Rural Development, Panchayati Raj, Housing and Urban Affairs, Home Affairs, Statistics and Programme Implementation, State Governments of Rajasthan, Uttar Pradesh, Telangana, Haryana, West Bengal and Sikkim apart from Central Water Commission and Central Ground Water Board to guide and advise about the conduct of 6<sup>th</sup> MI Census. The methodology of the Census, schedules etc. were finalised in the Steering Committee.

Steering Committees were also formed in each State with Secretary of the Nodal Department as Chairman and members from the State Departments of Revenue, Irrigation, Panchayati Raj, State Planning, Directorate of Economics and Statistics, Rural Development and State head of National Sample Survey Office (Field Operations Division) to provide technical inputs and guide the State Nodal Statistical Cell during the Census operations. The Regional Chief Engineer of Central Water Commission and a representative from regional office of Central Ground Water Board were also members of this Committee, wherever possible. Teams were also formed at State level which included officers of the State Statistical Cell for conduct of census in the State. These teams were entrusted with the work of training, monitoring, coordination and supervision of the Census exercise in the State. Thus the

technical staff of the State Statistical Cells were trained during the State level trainings organized by the Centre.

### **4.3 FIELDWORK**

The 6<sup>th</sup> MI Census was conducted under the overall charge of Census Commissioner who is a senior Officer of the Nodal department of State/UT concerned. The fieldwork was either undertaken by the Nodal department itself or entrusted/outsourced to some other agencies which the State/UT Government considered fit keeping in view infrastructure available with it under intimation to this office. The primary work of collection of data was carried out by the enumerators who were either village level workers or village accountants or Lekhpals or Patwaries or any other official designated by the State/UT Government. The work of supervision was entrusted to higher supervisor level officers of the field agency. The overall quality of field work was to be monitored by Block/District level/ State officers, who in order to ensure the correctness of data, could conduct frequent site visits of the schemes and check the entries made by primary enumerators.

The primary enumerators were required to take along-with them the list of all schemes covered in the last census while going for field work. He was supposed to visit and cover all these schemes again. He was also required to find out from village officials/knowledgeable people, any new MI schemes which had started functioning after last census.

The primary enumerators, while canvassing the schedules, visited the owner of the minor irrigation schemes or its next neighbour and collected information on the basis of personal enquiry from him. The physical verification of the schemes was also done by the enumerators. The purpose of the Census was explained to the farmers/owners to win over their confidence in revealing the specific information in respect of minor irrigation schemes as the case may be with the assurance that the data furnished by them would be kept confidential.

After filling up the schedules, the enumerators were required to deposit all completed schedules to their immediate supervisor for scrutiny. The enumerators were also required to prepare the summary of all village schedules, schemes schedules in the prescribed format and submit it to his immediate supervisor.

### **4.4 SUPERVISION AND INSPECTION**

Primary enumerators for field work were either village level workers or village accountants or Lekhpals or Patwaries or any other official designated by the State/UT Government. The work of supervision was entrusted to higher supervisor level officers of the field agency. However the overall quality of field work was monitored by Block/District/State level officers, who in order to ensure the correctness of data conducted frequent site visits of the schemes as per prescribed norms and checked the entries made by primary enumerators. In addition, Central team along with the State Statistical Cell officials conducted field visits in the States/UTs and checked the quality of field work.

#### **4.5 SAMPLE CHECK**

The block level officer were required to visit atleast 5 villages in his block and physically verify the schemes, quality of census and the extent of coverage of schemes in the village and scrutinize 35% of MI scheme schedules and 100% village schedule. This was introduced in the 6<sup>th</sup> MI Census for ensuring better quality of data. This scrutiny was done for just 10% of scheme schedules during 5<sup>th</sup> MI Census. This was to be carried out by the immediate supervisory officer of the enumerator in the field agency.

On completion of the scrutiny and after the field visits; block level officer was required to fill up the supervisor's report form and submit all the schedules to the district level officer concerned. At least 1% of the total schedules or 100 schedules, whichever is maximum, were supposed to be selected at random and scrutinized by the district level officer. The district level officer was advised to visit atleast 5 villages in 5 separate blocks to physically verify the quality and coverage of the MI schemes schedules. After the completion of inspection of the field work and scrutiny of the schedules; the supervisor's report form was to be filled up by the district level officer and submitted to the State Nodal office.

The Monthly Progress Reports on the Census were sent by the State adequately reflecting the scrutiny /inspection details sent by Block/ District level officer along with progress of field work and data entry. The filled up schedules were handed over by the State Nodal Office to the selected agency for data entry wherever in-house data entry was not possible. For the processing of data, the web based online software developed by Central NIC, was used for data entry, validation, tabulation etc.

Frequent inspections and sample checks were conducted by officers from the State Statistical cells for ensuring data quality. Field visits were also done by the Central team from the Department of Water Resources, RD & GR.

#### **4.6 COMPUTERISATION OF CENSUS DATA**

NIC had developed the online software for computerisation of data of 6<sup>th</sup> MI Census and provided technical support alongwith training in the Regional Data Processing Workshops organized by the Ministry in association with the host States.

This was followed by State level trainings organized by the State Census Commissioner. The user ID and password for accessing the online portal were provided to the State nodal officers by the time. Online data entry, validation etc. were done by States/UTs.

The Census data entered in the online portal by the States/UTs was again scrutinized at the Central level and observations/queries thereon were referred to States/UTs for possible corrections/clarification. On-line tables were generated on the portal on the basis of data fed by States/UTs. After receipt of comments from States and due rectification, the online tables generated through portal were analysed and aggregated for compiling National Level Report. The State Census Commissioners may use the data as available on the online portal for generating micro level tables as per their requirement.

#### **4.7 TRAINING AND CAPACITY BUILDING FOR DATA COLLECTION**

The Training for the 6<sup>th</sup>MI Census commenced formally with the organisation of the All India Training Workshop for the Trainers at New Delhi in which officers from each State/UT participated. In addition, Six Regional Training Workshops were conducted for Northern, Southern, Eastern, Western, Central and the North Eastern regions covering all States/UTs. Apart from training on concepts, definitions, schedules and instruction manual, field training was also imparted to officials from State Governments/UT Administration in these Workshops. These Workshops were attended by 3-4 participants from each State/UT who imparted the next level State trainings organised by the Minor Irrigation Census Commissioners at the State and District Headquarters in which the district level officers and block level officers/enumerators respectively were trained. A representative from the Centre generally participates as an Observer in some of such State level trainings. In addition, the District level officers from all the districts, State level NIC officers, State Agricultural Statistical Agency/Directorate of Economics and Statistics Head attended the State trainings. The details of the methodology adopted for the census, its procedure, concepts and definitions etc. were discussed thoroughly and necessary clarifications were also given in such trainings.

Four Regional Data Processing Workshops were also organized in which officers from all State/UTs were imparted detailed training on various modules of the online web-based software developed by NIC for 6<sup>th</sup> census. Suggestions/feedback received from the States/UTs in these workshops was also incorporated in the software. The State /UT level officers trained in these Workshops imparted further training in their respective States/UTs.

#### **4.8 FINANCIAL ASPECTS**

As a token of appreciation of work entrusted to various officials in addition to their normal duties and not as compensation or remuneration for additional work, the officials who are involved in the inspection of field work and schedules at the District/ Block levels were paid suitable honorarium which was drawn from the grants released to the States/UTs by the Department of Water Resources, River Development and Ganga Rejuvenation, Ministry of Jal Shakti for the 6<sup>th</sup> MI Census. Funds for contingency were also provided for various trainings/meetings or any other unforeseen miscellaneous expenditure of contingent nature which can arise during the conduct of the Census.

#### **4.9 MONITORING PROCESS**

The State/UT Governments were required to submit Monthly Progress Report regarding the various phases of Census work in the prescribed Performa to the Ministry by email/ by post or by Fax. Further, Progress Monitoring module available in the online web based software developed by NIC also enabled to view the real-time progress in data entry and validation phases of Census work. The progress of the Census work at the central level was also regularly reviewed in Weekly/Monthly meetings of senior officers in the Ministry. The key issues related to progress are also taken up with senior officers of States/UTs through Video Conferences and visits to States/UTs, apart from review meetings with officers of States/UTs in the Ministry. This helped in monitoring the progress of Census work and ensuring remedial measures wherever called for.

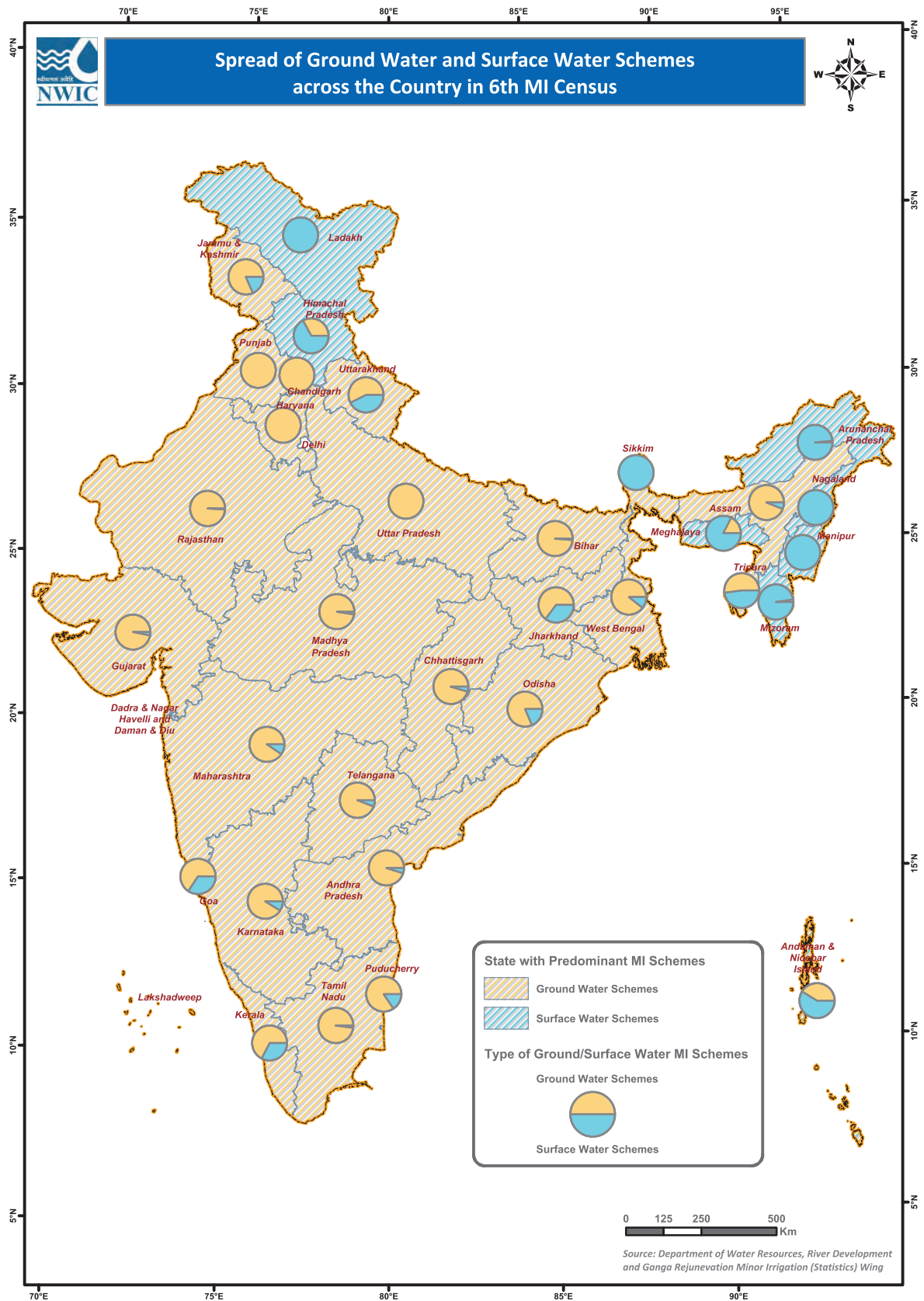
## CHAPTER V ANALYSIS AND KEY FINDINGS

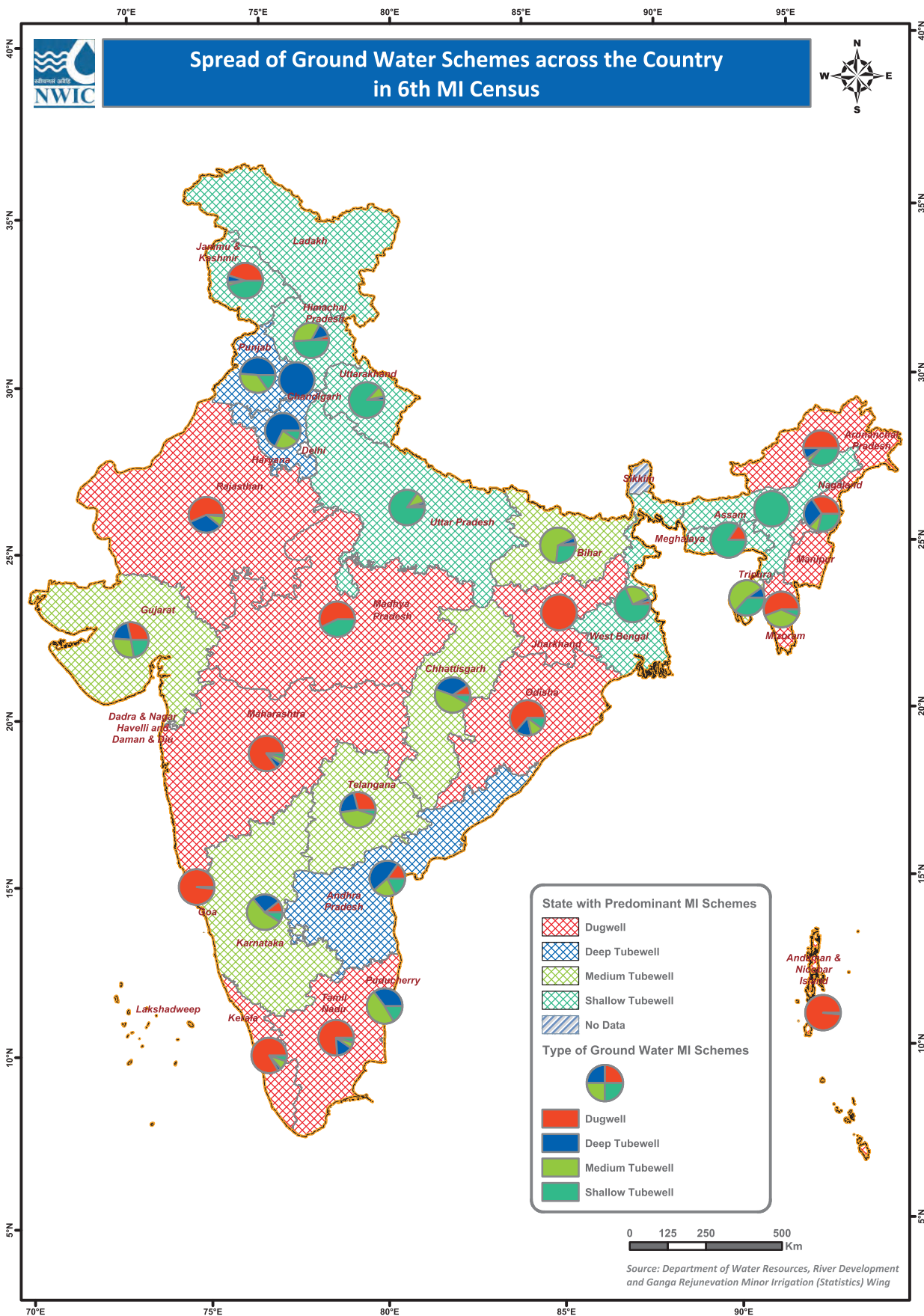
The 6<sup>th</sup> Census of minor irrigation schemes with reference year 2017-18 was conducted across the country covering 695 districts. It involved large scale collection of data of about 23.1 million minor irrigation structures and was completed by primary workers in the States/UTs under the overall supervision of State Nodal Departments for compilation minor irrigation statistics under 'Irrigation Census' scheme. 6<sup>th</sup> minor irrigation census report covers important information on all ground water and surface water schemes in respect of 32 States/UTs except Delhi, Daman & Diu, Dadra & Nagar Haveli and Lakshadweep.

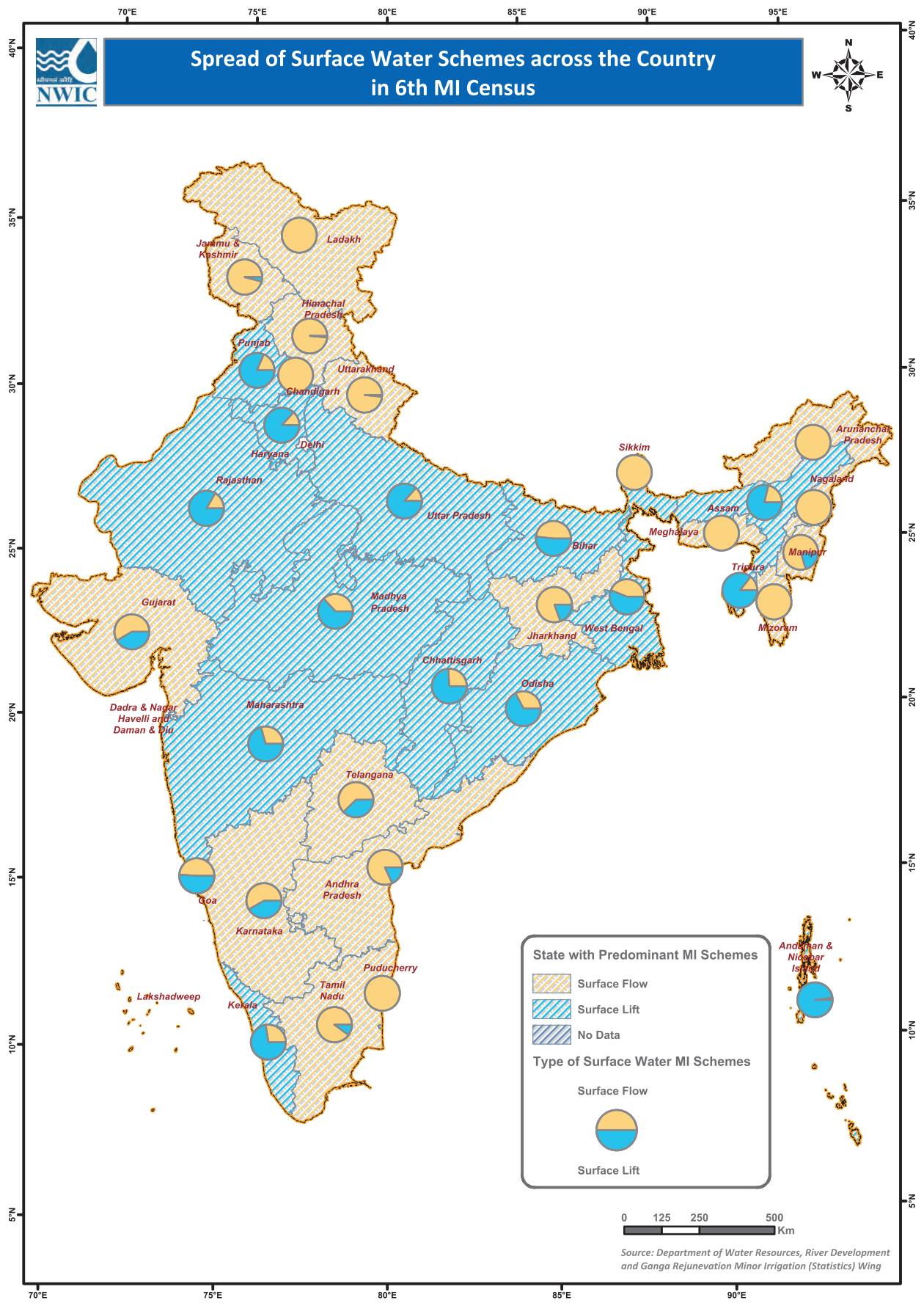
5.1 KEY FINDINGS:- Key findings of this Census, parameter wise analysis, scheme wise analysis and comparison with 5<sup>th</sup> Census are summarized as under:-

- Ground water still accounts for major share (94.8%) of all the minor irrigation schemes in the country. At the national level, among Ground water schemes, dugwell and shallow tubewell are declining whereas an increase has been observed in medium and deep tubewell. Similarly among surface water schemes, surface lift schemes are declining whereas surface flow schemes are increasing.
- Correspondingly, Irrigation Potential Created (IPC) and Irrigation Potential Utilized (IPU) from Ground water schemes has increased in the 6<sup>th</sup> MI Census. While, IPC and IPU from Surface water schemes has declined in the 6<sup>th</sup> MI Census. This implies declining dependency of farmers on surface water schemes and increasing dependency on Ground water schemes for meeting their minor irrigation needs. So, in order to decrease the dependency of farmers on ground water and to reduce the further depletion of ground water, surface water sources need to be restored in order to continue to derive irrigation benefits from them.
- 96.6% minor irrigation schemes continue to remain under private ownership whereas 3.4% are under public ownership. Most MI structures in India are, therefore, owned by individual farmers and hence it has maximum outreach for irrigation purposes. Within this, small and marginal farmers (having less than 2 ha of land) still own a major share of minor irrigation schemes. This emphasizes the need for strengthening the network of MI structures for irrigation purposes in the country which, in turn, will play a crucial role in improving the livelihood of these farmers.
- Own saving of the farmers continues to be the major source of financing for installation of minor irrigation schemes, pointing out the need for more financial support to the farmers by the financial institutions.
- Though the share of open channels for conveying water to the fields has reduced in 6<sup>th</sup> MI census, it still remains the major mode of water distribution. Correspondingly, the share of efficient water distribution systems like surface pipe, underground pipe, drip and sprinklers has

increased. Surface pipe has recorded the highest increase, followed by underground pipe, sprinkler and drip.



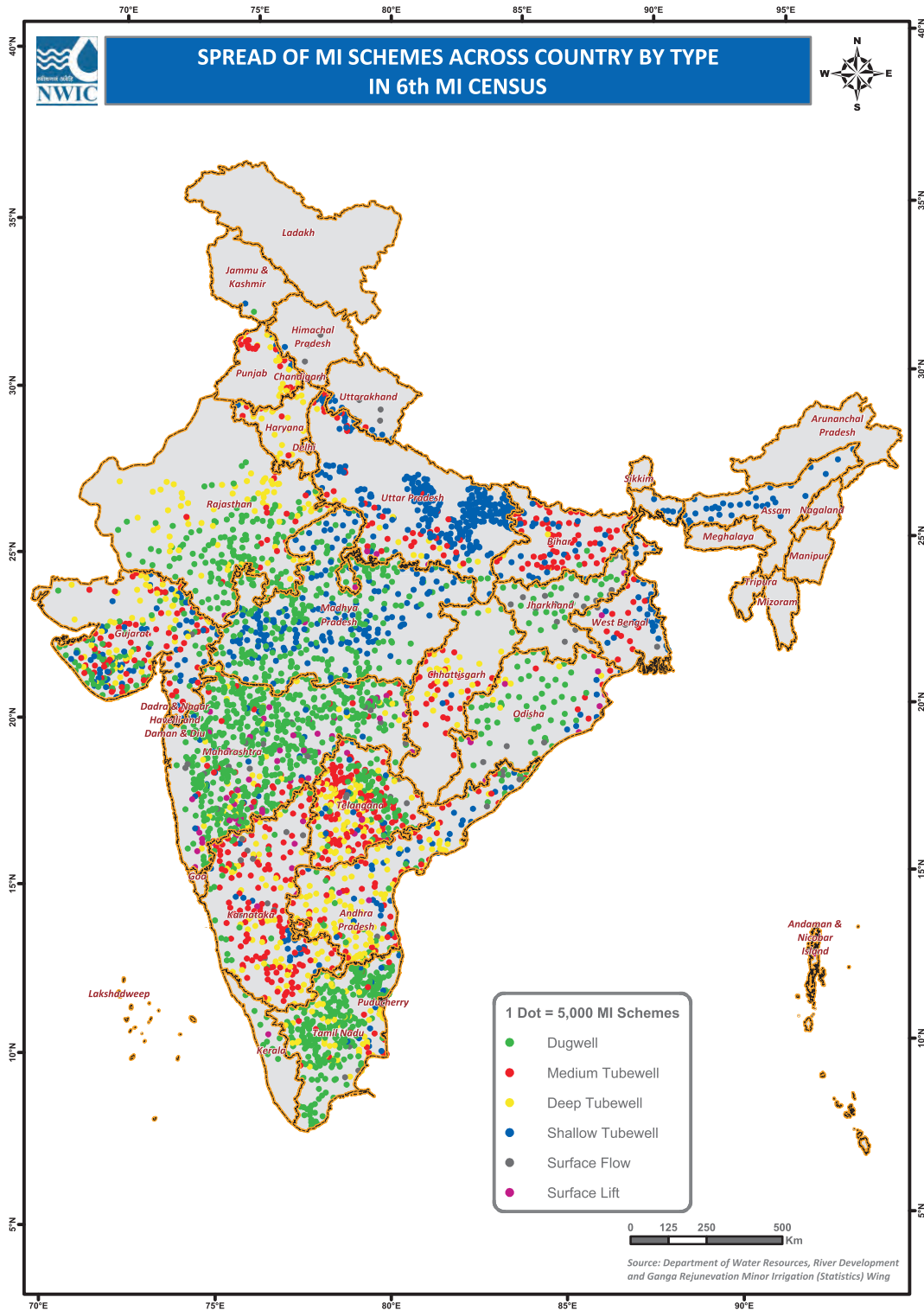






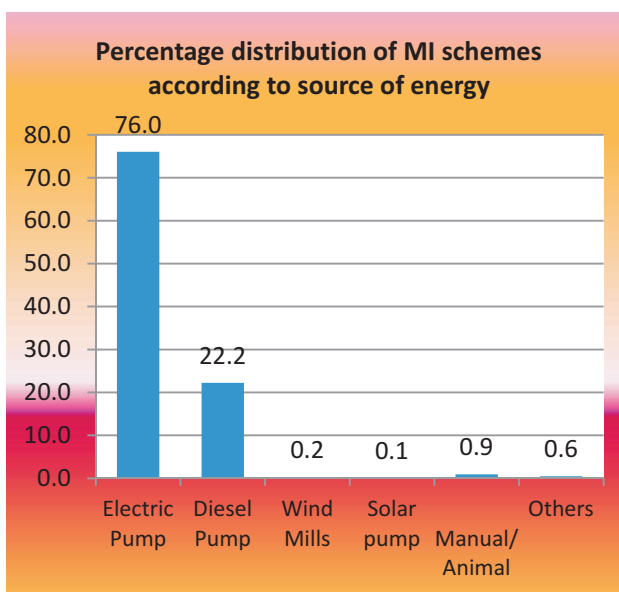
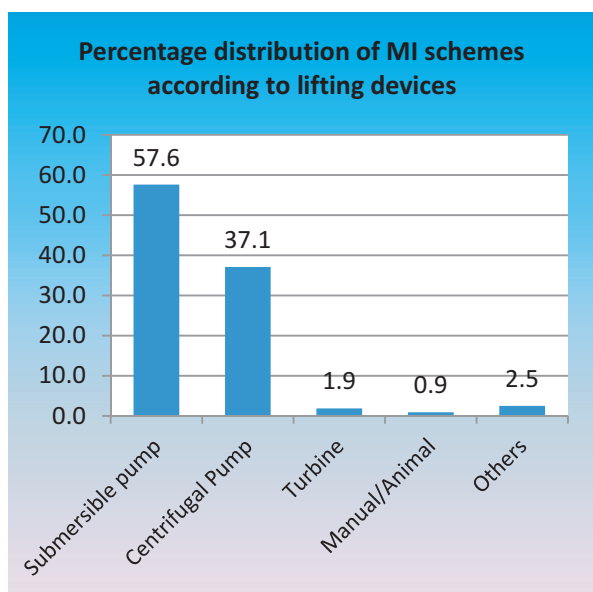
### Spread of MI schemes in 6<sup>th</sup> and 5<sup>th</sup> MI Census

|                           | Dugwell        | Shallow Tubewell | Medium Tubewell | Deep Tubewell  | Surface Flow  | Surface Lift  | Total (All schemes) |
|---------------------------|----------------|------------------|-----------------|----------------|---------------|---------------|---------------------|
| <b>6<sup>th</sup> MIC</b> | <b>8278425</b> | <b>5585106</b>   | <b>4318146</b>  | <b>3750247</b> | <b>611059</b> | <b>595981</b> | <b>23138964</b>     |
| <b>5<sup>th</sup> MIC</b> | <b>8785599</b> | <b>5940701</b>   | <b>3176792</b>  | <b>2618792</b> | <b>592156</b> | <b>600093</b> | <b>21714133</b>     |



Total number of MI schemes in the country has shown an increase of 14.2 lakhs in 6<sup>th</sup> MI Census as compared to 5<sup>th</sup> MI Census. Scheme wise analysis reveals an increase in the number of medium tubewells, deep tubewells and surface flow schemes. Number of dugwells, shallow tubewells and surface lift schemes in the country have recorded a decline in 6<sup>th</sup> MI Census.

- During 6<sup>th</sup> MI census, the information on lifting device was collected for 'in use' and 'temporarily not in use' schemes which comes under the category of ground water and surface lift schemes. Majority of schemes i.e 57.6% have submersible pump followed by 37.1% centrifugal pump, 1.9% turbine whereas 3.4% are operated by manual/animal lifting and other devices.
- 76% schemes are using electricity as source of energy followed by diesel pumps in 22.2% schemes. The percentage distribution of schemes according to lifting devices and source of energy is shown in the chart given below.



## 5.2 ANALYSIS OF MI SCHEMES BY NUMBER, IPC/ IPU AND OTHER PARAMETERS:

### 5.2.1 Number of Minor Irrigation schemes:

There has been increase in the number of minor irrigation structures in the country as observed during the 6<sup>th</sup> MI Census as compared to that in the 5<sup>th</sup> Census. In all 23.1 million MI structures were enumerated in 6<sup>th</sup> Census as against 21.7 million found during the 5<sup>th</sup> census which shows an increase of about 6.6% in total number of MI structures in India.

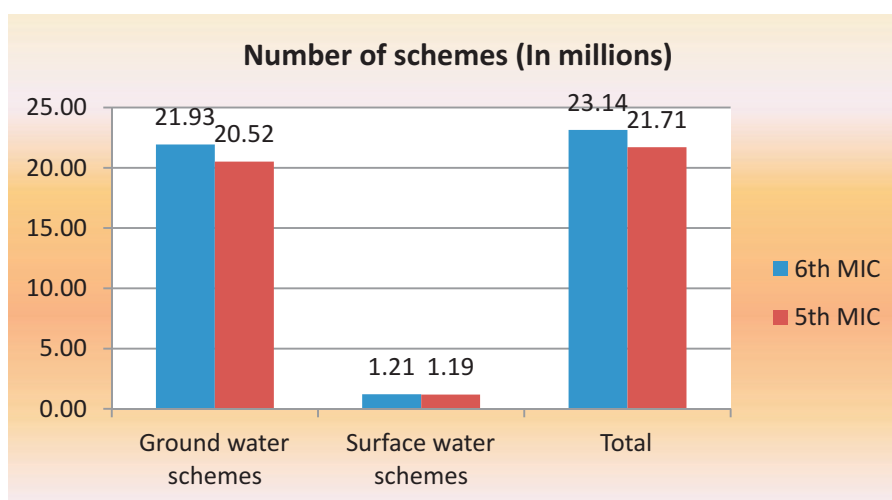
Uttar Pradesh possesses the largest number of MI schemes in the country (39.76 lakhs, 17.2%) followed by Maharashtra (35.73 lakhs, 15.4%), Madhya Pradesh (22.85 lakhs, 9.9%) and Tamil Nadu (21.15 lakhs, 9.1%). These four States contribute 52% of the total MI schemes in the country. If we include another 7 States namely, Telangana, Rajasthan, Karnataka, Gujarat, Andhra Pradesh, Punjab and Bihar; almost 91.0% schemes are covered in these 11 States. Out of 32 States/ UTs, 10 States have more than 10 lakh MI

schemes and 7 States have MI schemes ranging between 1 lakh to 10 lakh. Remaining 15 States/UTs have less than 1 lakh schemes.

### State-wise Number of Schemes in 6<sup>th</sup> MI Census

| Name of State  | Number of MI Schemes | Percentage in Total | Cumulative |
|----------------|----------------------|---------------------|------------|
| Uttar Pradesh  | 3976317              | 17.2                | 17.2       |
| Maharashtra    | 3572864              | 15.4                | 32.6       |
| Madhya Pradesh | 2285293              | 9.9                 | 42.5       |
| Tamil Nadu     | 2114909              | 9.1                 | 51.6       |
| Telangana      | 1679868              | 7.3                 | 58.9       |
| Rajasthan      | 1491073              | 6.4                 | 65.3       |
| Karnataka      | 1405215              | 6.1                 | 71.4       |
| Gujarat        | 1396085              | 6.0                 | 77.5       |
| Andhra Pradesh | 1190964              | 5.1                 | 82.6       |
| Punjab         | 1175489              | 5.1                 | 87.7       |
| Bihar          | 700635               | 3.0                 | 90.7       |
| Odisha         | 510581               | 2.2                 | 92.9       |
| West Bengal    | 370941               | 1.6                 | 94.5       |
| Chhattisgarh   | 349922               | 1.5                 | 96.0       |
| Jharkhand      | 252663               | 1.1                 | 97.1       |
| Haryana        | 220200               | 1.0                 | 98.1       |
| Assam          | 161829               | 0.7                 | 98.8       |
| Others         | 284116               | 1.2                 | 100        |

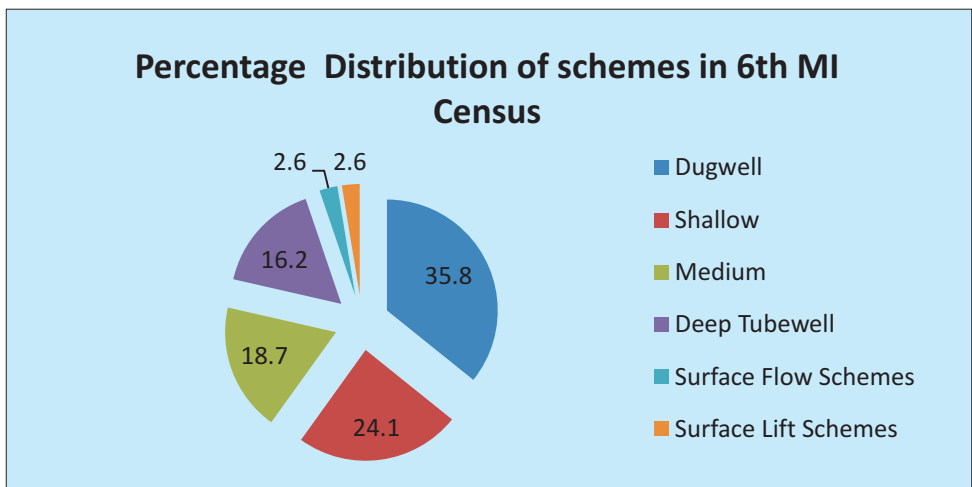
There has been significant growth of 6.9 % in Ground Water schemes from 20.52 million to 21.93 million during the period 2013-14 to 2017-18 whereas a marginal growth of 1.2% has been observed in Surface Water schemes from 1.19 million to 1.21 million in the same period which is also shown in the graph given below.



In Ground Water schemes, Uttar Pradesh possesses largest number of schemes followed by Maharashtra, Madhya Pradesh, Tamil Nadu and Telangana. In Surface Water schemes, Maharashtra possesses largest number of schemes followed by Karnataka, Telangana, Odisha and Jharkhand.

| Leading States in number of Ground Water schemes  | Leading States in number of Surface Water schemes  | Leading States in total number of schemes   |
|---|--|---|
| <ul style="list-style-type: none"> <li>• Uttar Pradesh</li> <li>• Maharashtra</li> <li>• Madhya Pradesh</li> <li>• Tamil Nadu</li> <li>• Telangana</li> </ul> | <ul style="list-style-type: none"> <li>• Maharashtra</li> <li>• Karnataka</li> <li>• Telangana</li> <li>• Odisha</li> <li>• Jharkhand</li> </ul> | <ul style="list-style-type: none"> <li>• Uttar Pradesh</li> <li>• Maharashtra</li> <li>• Madhya Pradesh</li> <li>• Tamil Nadu</li> <li>• Telangana</li> </ul> |

**Percentage Distribution of MI schemes by type:** During 6<sup>th</sup> MI census, dugwell schemes have major share followed by shallow tubewells which is also depicted from the pie- chart given below.



**Leading States in number of MI schemes by type**

| Dugwell   | Shallow Tubewell  | Medium Tubewell  | Deep Tubewell   | Surface Flow   | Surface Lift  |
|---|---|--|---|--|---|
| <ul style="list-style-type: none"> <li>• Maharashtra</li> <li>• Tamil Nadu</li> <li>• Madhya Pradesh</li> <li>• Rajasthan</li> <li>• Telangana</li> </ul> | <ul style="list-style-type: none"> <li>• Uttar Pradesh</li> <li>• Madhya Pradesh</li> <li>• Gujarat</li> <li>• West Bengal</li> <li>• Andhra Pradesh</li> </ul> | <ul style="list-style-type: none"> <li>• Karnataka</li> <li>• Telangana</li> <li>• Bihar</li> <li>• Punjab</li> <li>• Uttar Pradesh</li> </ul> | <ul style="list-style-type: none"> <li>• Punjab</li> <li>• Andhra Pradesh</li> <li>• Rajasthan</li> <li>• Telangana</li> <li>• Karnataka</li> </ul> | <ul style="list-style-type: none"> <li>• Maharashtra</li> <li>• Karnataka</li> <li>• Jharkhand</li> <li>• Telangana</li> <li>• Andhra Pradesh</li> </ul> | <ul style="list-style-type: none"> <li>• Maharashtra</li> <li>• Odisha</li> <li>• Karnataka</li> <li>• Telangana</li> <li>• Madhya Pradesh</li> </ul> |

From the above chart, it is observed that for each type of MI scheme, different States are leaders (in terms of largest number of MI schemes of a particular type) indicating the varying topography of different States. Maharashtra is the leading State in dugwells, surface flow and surface lift schemes whereas Uttar Pradesh, Karnataka and Punjab are the leading States in shallow tube wells, medium tubewells and deep tubewells respectively.

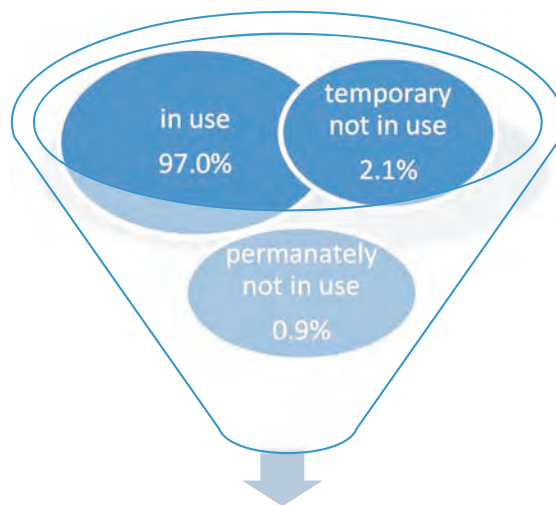
#### Number of MI schemes during 5<sup>th</sup> and 6<sup>th</sup> Census (in lakhs)

|                      | 5 <sup>th</sup> MI Census | 6 <sup>th</sup> MI Census | Growth (%) |
|----------------------|---------------------------|---------------------------|------------|
| Dugwell              | 87.86(40.5%)              | 82.78(35.8%)              | -5.8       |
| Shallow Tubewell     | 59.41(27.4%)              | 55.85(24.1%)              | -6.0       |
| Medium Tubewell      | 31.77 (14.6%)             | 43.18 (18.7%)             | 35.9       |
| Deep tubewell        | 26.19(12.1%)              | 37.50(16.2%)              | 43.2       |
| <b>Ground Water</b>  | <b>205.22(94.5%)</b>      | 219.32(94.8%)             | 6.9%       |
| Surface flow         | 5.92(2.7%)                | 6.11(2.6%)                | 3.2        |
| Surface lift         | 6.00(2.8%)                | 5.96(2.6%)                | -0.7       |
| <b>Surface Water</b> | <b>11.92(5.5%)</b>        | 12.07(5.2%)               | 2%         |
| <b>Total</b>         | <b>217.14</b>             | 231.39                    | 6.6%       |

From the above table and pie-chart, it is evident that share of ground water in minor irrigation sector has increased. Almost 94.8% schemes in 6<sup>th</sup> MI Census are Ground Water schemes and predominance of dugwells and shallow tubewells has been observed during 6<sup>th</sup> MI census which was the case during the 5<sup>th</sup> MI Census also. However, there has been decline of about 5.8% in the number of dugwells from 87.86 lakhs to 82.78 lakhs from 5<sup>th</sup> MI census to 6<sup>th</sup> MI census respectively.

There is a significant increase of 43.2% in number of deep tubewells from 26.19 lakhs to 37.50 lakhs. Surface flow schemes have also increased by 3.2% but surface lift schemes have reduced by 0.7%. While the share of Ground Water schemes in minor irrigation sector has increased, the share of dugwells has declined from 40.5% to 35.8%.

**Number of Schemes by status of use:** During 6<sup>th</sup> MI census, share of total 'In use' schemes has marginally increased whereas the share of both 'Temporarily not in use' and 'Permanently not in use' schemes has slightly declined as compared to 5<sup>th</sup> MI census.

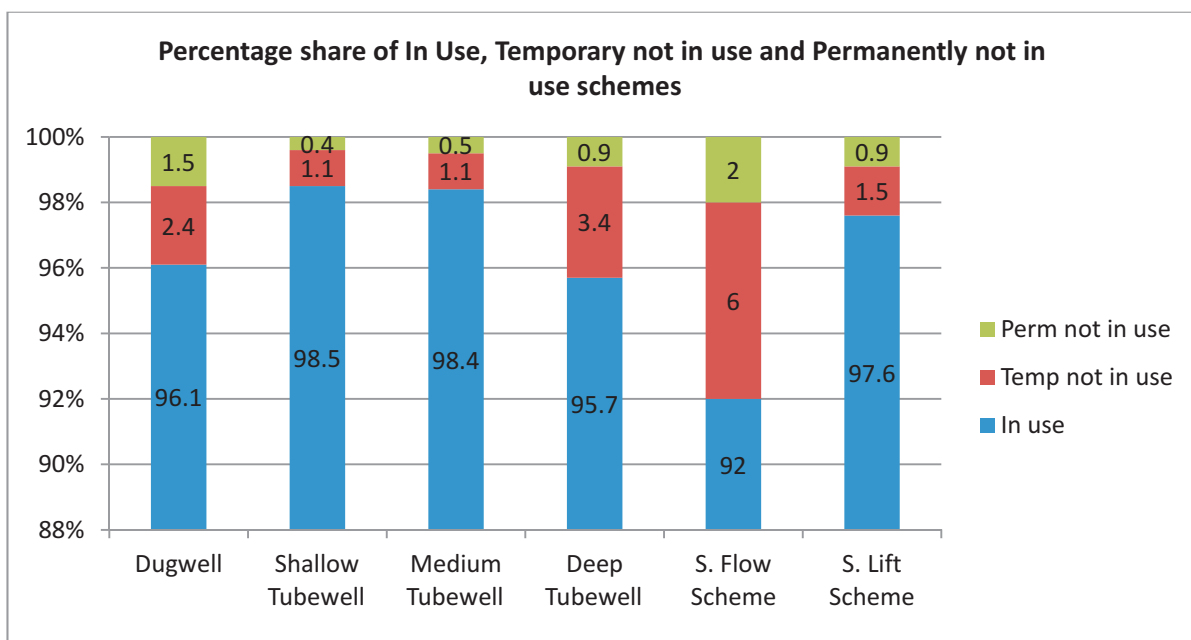


MI schemes by status of use

From the table and chart given below, it is evident that shallow tubewells are most utilized type of scheme by status of use (98.5%) followed by medium tubewells (98.4%). More than 95% schemes are in use in all types of schemes except surface flow schemes. Surface flow schemes have highest percentage of 'temporary not in use schemes (6.0%) and permanently not in use schemes (2.0%).

Number of Schemes by status of use

| Type of scheme   | Number of schemes |                      |                        |                 | Percentage share in Scheme Total |                      |                        |
|------------------|-------------------|----------------------|------------------------|-----------------|----------------------------------|----------------------|------------------------|
|                  | In use            | Temporary not in use | Permanently not in use | Total           | In use                           | Temporary not in use | Permanently not in use |
| Dugwell          | 7955118           | 202439               | 120868                 | 8278425         | 96.1                             | 2.4                  | 1.5                    |
| Shallow Tubewell | 5500279           | 61760                | 23067                  | 5585106         | 98.5                             | 1.1                  | 0.4                    |
| Medium Tubewell  | 4250164           | 46632                | 21350                  | 4318146         | 98.4                             | 1.1                  | 0.5                    |
| Deep Tubewell    | 3588479           | 128969               | 32799                  | 3750247         | 95.7                             | 3.4                  | 0.9                    |
| Surface flow     | 561928            | 36865                | 12266                  | 611059          | 92.0                             | 6.0                  | 2.0                    |
| Surface lift     | 581952            | 8909                 | 5120                   | 595981          | 97.6                             | 1.5                  | 0.9                    |
| <b>Total</b>     | <b>22437920</b>   | <b>485574</b>        | <b>215470</b>          | <b>23138964</b> | <b>97.0</b>                      | <b>2.1</b>           | <b>0.9</b>             |



As per the definition used in the census, the schemes which were not in use during last two year before the reference year due to temporary reason but was also not being abandoned for use were categorized as 'temporarily not in use'. The remaining schemes i.e. the schemes excluding 'in use' and 'temporary not in use' were classified as 'permanently not in use'. A declining trend in number of 'not in use' schemes has been observed over the period which may be due to more awareness on proper upkeeping, timely repair and renovation of MI structures. The State wise number of 'not in use' schemes reported in 5<sup>th</sup> and 6<sup>th</sup> MI censuses are given below:

| S.No. | States/UTs               | 5 <sup>TH</sup> MIC (2013-14) |                  |                  | 6 <sup>TH</sup> MIC (2017-18) |                  |                  |
|-------|--------------------------|-------------------------------|------------------|------------------|-------------------------------|------------------|------------------|
|       |                          | Temp. not in use              | Perm. Not in use | Total not in use | Temp. not in use              | Perm. Not in use | Total not in use |
| 1     | Andaman & Nicobar Island | 15                            | 6                | 21               | 237                           | 124              | 361              |
| 2     | Andhra Pradesh           | 70875                         | 87680            | 158555           | 164914                        | 50125            | 215039           |
| 3     | Arunachal Pradesh        | 962                           | 181              | 1143             | 555                           | 354              | 909              |
| 4     | Assam                    | 9067                          | 2117             | 11184            | 2128                          | 2229             | 4357             |
| 5     | Bihar                    | 5543                          | 332              | 5875             | 4910                          | 2503             | 7413             |
| 6     | Chandigarh               | 0                             | 0                | 0                | 0                             | 0                | 0                |
| 7     | Chhattisgarh             | 255                           | 14               | 269              | 1086                          | 480              | 1566             |
| 8     | Delhi                    | 1                             | 0                | 1                | 0                             | 0                | 0                |
| 9     | Goa                      | 96                            | 105              | 201              | 65                            | 51               | 116              |
| 10    | Gujarat                  | 14585                         | 4400             | 18985            | 10586                         | 3655             | 14241            |
| 11    | Haryana                  | 38                            | 7                | 45               | 143                           | 24               | 167              |
| 12    | Himachal Pradesh         | 47                            | 56               | 103              | 513                           | 302              | 815              |

|    |                 |               |               |               |               |               |               |
|----|-----------------|---------------|---------------|---------------|---------------|---------------|---------------|
| 13 | Jammu & Kashmir | 23            | 14            | 37            | 10            | 5             | 15            |
| 14 | Jharkhand       | 73449         | 150           | 73599         | 3520          | 1668          | 5188          |
| 15 | Karnataka       | 14617         | 11867         | 26484         | 3260          | 2409          | 5669          |
| 16 | Kerala          | 321           | 116           | 437           | 503           | 190           | 693           |
| 17 | Madhya Pradesh  | 5016          | 8855          | 13871         | 13799         | 14154         | 27953         |
| 18 | Maharashtra     | 15429         | 2979          | 18408         | 15220         | 4006          | 19226         |
| 19 | Manipur         | 41            | 127           | 168           | 47            | 183           | 230           |
| 20 | Meghalaya       | 113           | 452           | 565           | 167           | 132           | 299           |
| 21 | Mizoram         | 45            | 18            | 63            | 33            | 45            | 78            |
| 22 | Nagaland        | 1665          | 18            | 1683          | 1418          | 185           | 1603          |
| 23 | Odisha          | 48972         | 24273         | 73245         | 24020         | 19600         | 43620         |
| 24 | Puducherry      | 119           | 194           | 313           | 33            | 129           | 162           |
| 25 | Punjab          | 4             | 27            | 31            | 246           | 73            | 319           |
| 26 | Rajasthan       | 29438         | 23058         | 52496         | 20018         | 13584         | 33602         |
| 27 | Sikkim          | 374           | 215           | 589           | 453           | 134           | 587           |
| 28 | Tamil Nadu      | 128368        | 68413         | 196781        | 125907        | 54770         | 180677        |
| 29 | Telangana       | 88955         | 33975         | 122930        | 35798         | 22979         | 58777         |
| 30 | Tripura         | 139           | 58            | 197           | 512           | 202           | 714           |
| 31 | Uttarakhand     | 7801          | 3658          | 11459         | 7868          | 3743          | 11611         |
| 32 | Uttar Pradesh   | 39031         | 3277          | 42308         | 37140         | 10067         | 47207         |
| 33 | West Bengal     | 6918          | 8954          | 15872         | 10465         | 7365          | 17830         |
|    | <b>TOTAL</b>    | <b>562322</b> | <b>285596</b> | <b>847918</b> | <b>485574</b> | <b>215470</b> | <b>701044</b> |

### 5.2.2 Irrigation Potential Created (IPC) and Utilized (IPU) by MI schemes:

Overall IPC figure shows marginal decrease of 0.7 Mha as compared to 5<sup>th</sup> MI census. The IPC has increased from 78.9 Mha to 80.4 Mha in case of GW schemes. Overall marginal decrease is due to the decrease in SW- IPC ( from 10.6 Mha to 8.4 Mha ). The decreasing trend of SW- IPC is there in case of 5<sup>th</sup> census also. The main reasons for the same as reported by the States are i) shifting of SW schemes used for irrigation purposes to non- agricultural purpose like ground water recharge ii) due to fall in water level and drying up/ extinction of small surface water resources iii) reduction of agricultural land due to urbanization and industrialization etc.

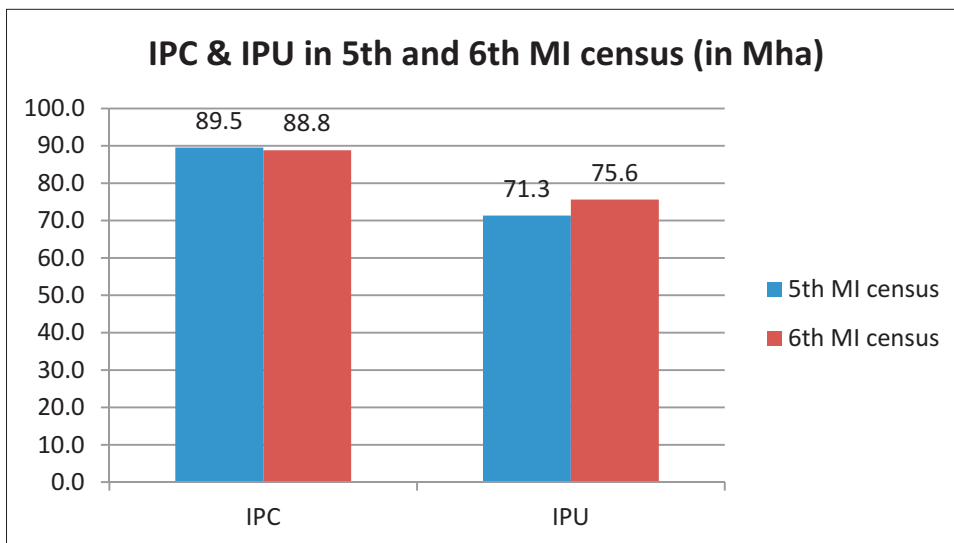
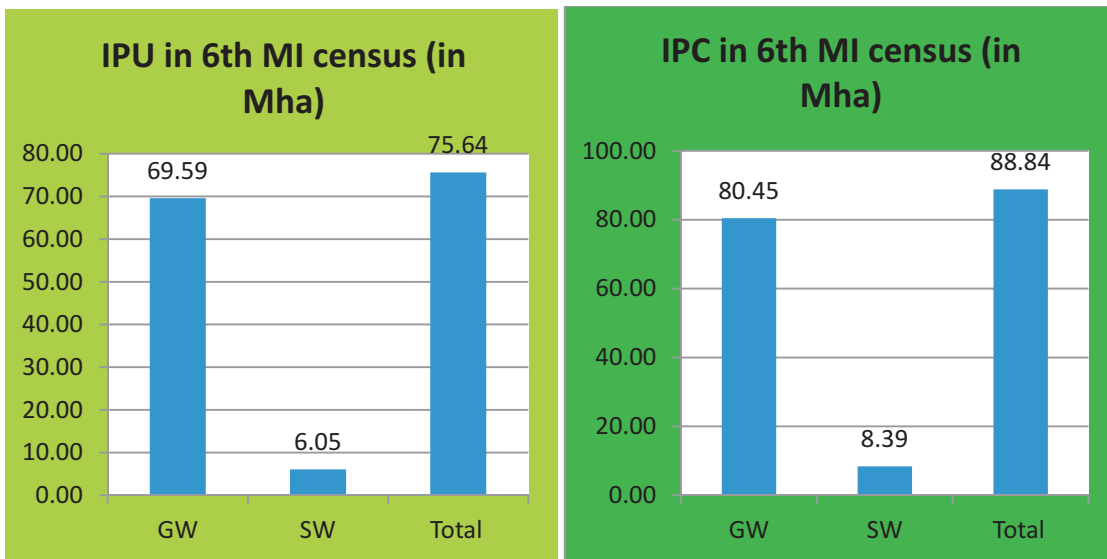
The IPU has increased from 63.4 Mha to 69.6 Mha in case of GW schemes whereas the IPU in SW schemes have shown a decrease (from 7.9 Mha to 6.0 Mha) as in 5<sup>th</sup> MI census. Overall IPU figure shows increase of 4 Mha as compared to 5<sup>th</sup> MI census. Overall IPU improvement can be attributed to:

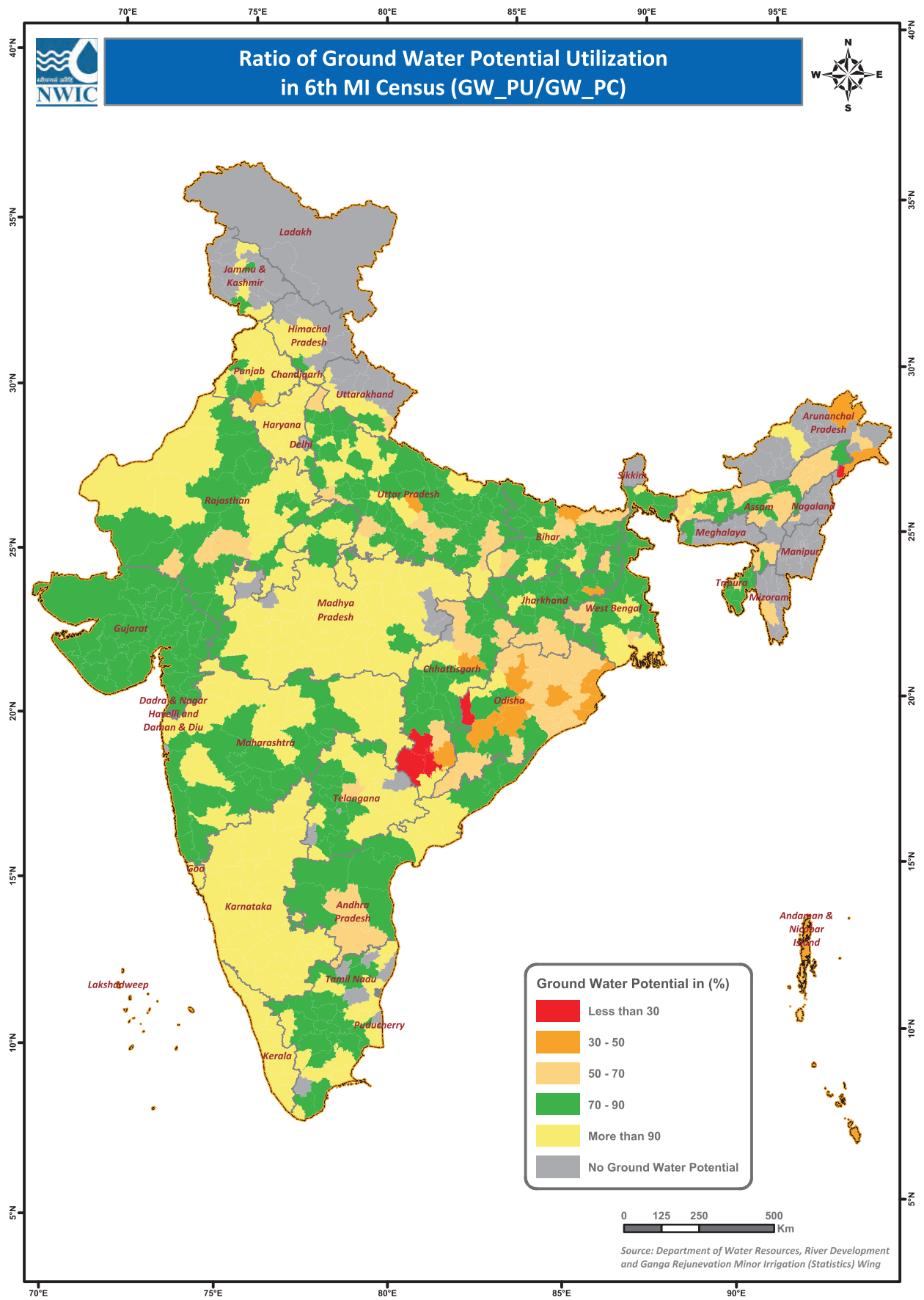
- (i) Increase in water use efficiency for ground water based irrigation, including micro irrigation.
- (ii) Improved utilization by use of efficient water distribution systems. During 5<sup>th</sup> MI census , 53% schemes used open channels for conveying water to the fields; this has reduced to

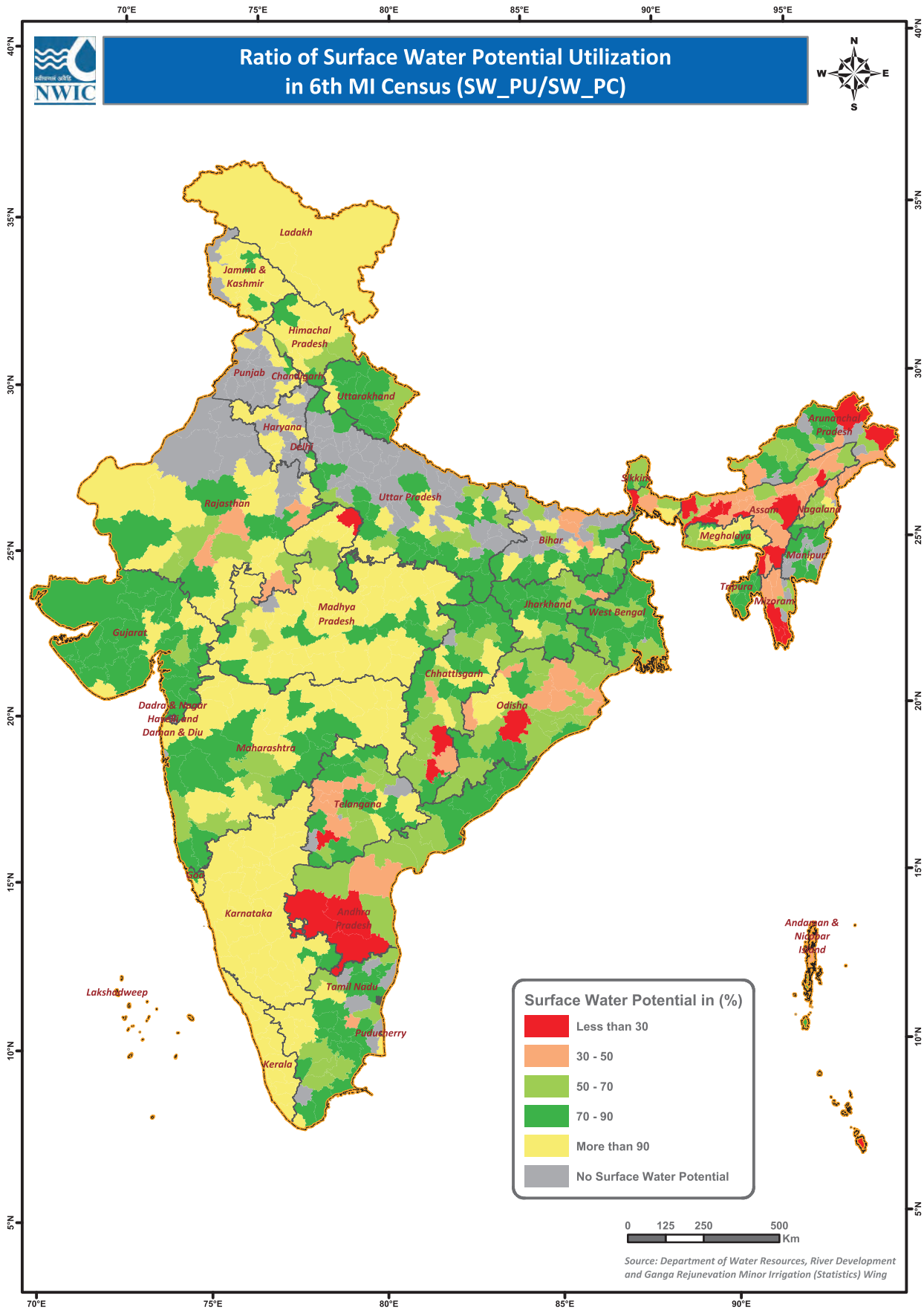


42% in 6<sup>th</sup> MI census which can reduce wastage of water. The share of efficient water distribution systems like surface pipe, underground pipe, drip and sprinklers have also increased.

Due to increased utilization, the gap between IPC & IPU has also reduced by 5.0 million hectares in the Minor Irrigation sector during the same period. As per 6<sup>th</sup> MI census, 80.45 million hectares of irrigation potential is created through Ground Water schemes & 8.39 million hectares through Surface Water schemes while irrigation potential utilized is 69.59 million hectares and 6.05 million hectares for GW and SW schemes respectively. This shows that 86.5% of the potential created in GW has been utilized while percentage utilization in respect of SW is 72.1%.



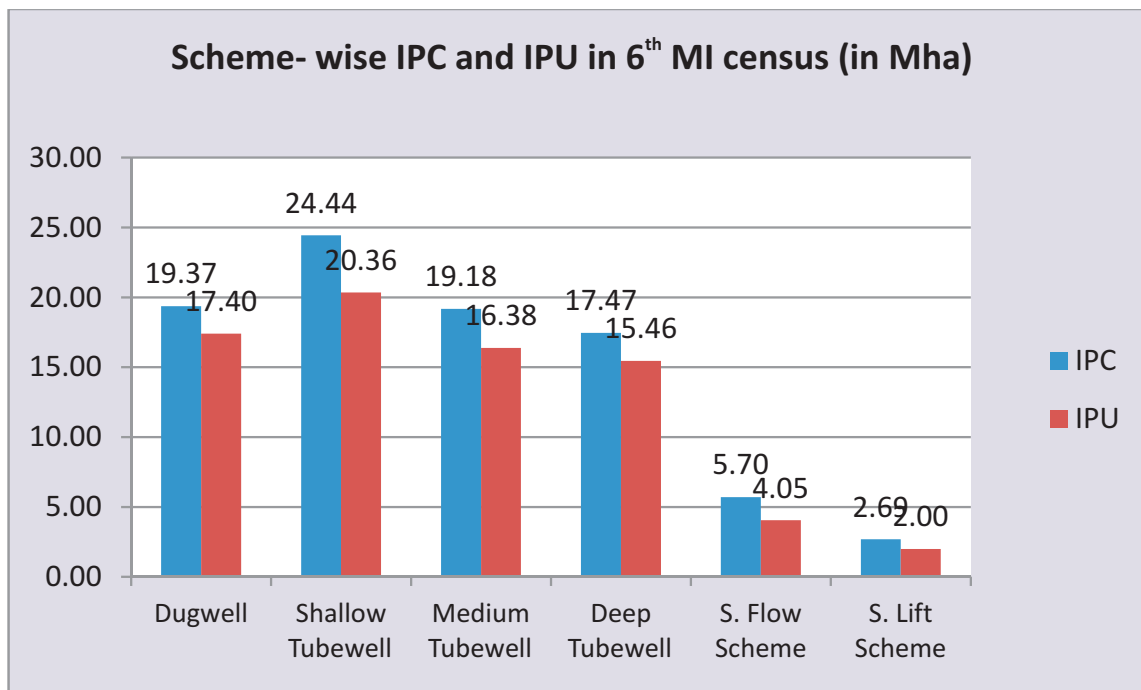




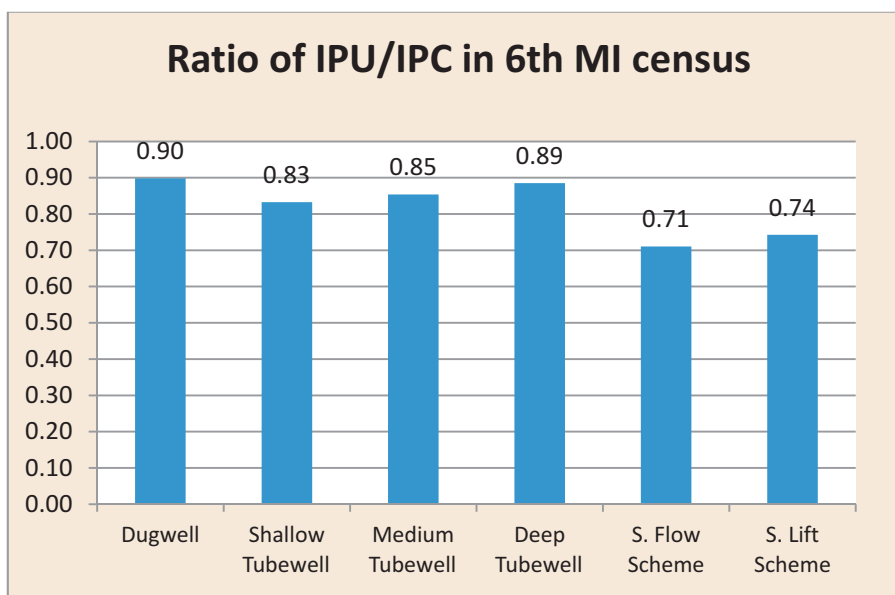
**Scheme-wise CCA, IPC, IPU:** Scheme-wise CCA, IPC, IPU and ratio of IPU to IPC during 6<sup>th</sup> MI census is given in the table and bar-graph given below. If we analyse further at the scheme level, Shallow tube wells have highest IPC & IPU followed by Dug wells.

**Scheme-wise CCA, IPC, IPU and ratio of IPU to IPC in 6<sup>th</sup> MI Census**

| Type of scheme   | CCA           | IPC         | IPU         | Ratio of IPU/IPC |
|------------------|---------------|-------------|-------------|------------------|
|                  | (in hectares) |             |             |                  |
| Dugwell          | 17285882      | 19370154.46 | 17399824.95 | 0.90             |
| Shallow Tubewell | 19078200      | 24440039.54 | 20355406.09 | 0.83             |
| Medium Tubewell  | 13958020      | 19177722.77 | 16376574.01 | 0.85             |
| Deep tubewell    | 12415093      | 17465634.75 | 15460706.39 | 0.89             |
| Surface flow     | 4602005       | 5701145.65  | 4049565.70  | 0.71             |
| Surface lift     | 2119892       | 2686494.35  | 1995580.92  | 0.74             |



If we see the ratio of IPU to IPC in 6<sup>th</sup>MI census in different types of schemes, almost all the schemes show more than 80% utilization of created potential except surface flow and surface lift schemes with a utilization of 71.0% and 74.0% respectively.

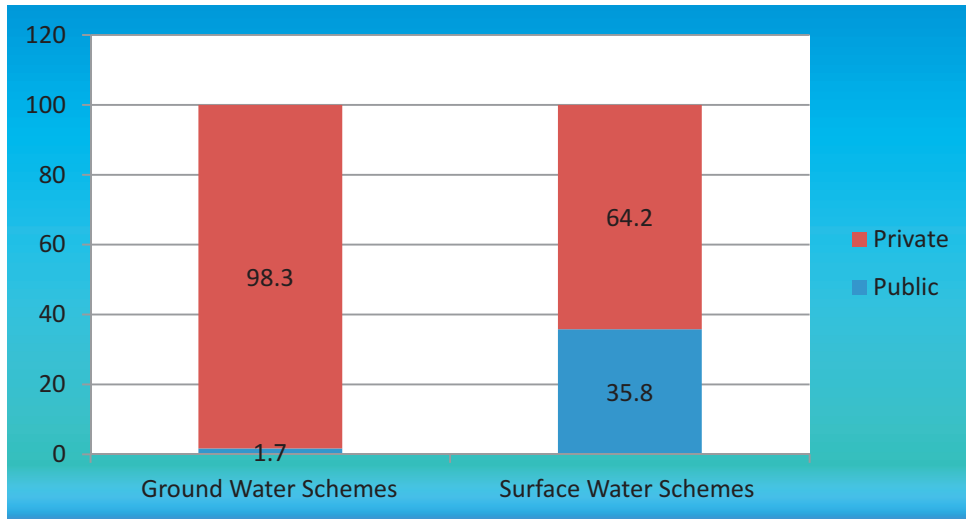


### 5.2.3 Ownership of MI schemes:

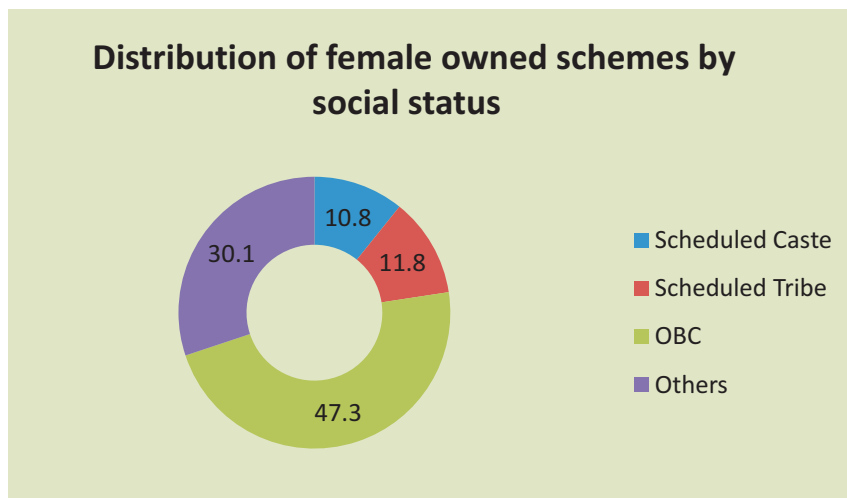
Data of ownership of MI schemes reflects that 96.6% of the MI structures are under private ownership and only 3.4% is in under public domain. This pattern is more dominant in Ground water schemes where almost all type of schemes (98.3%) have private ownership. In Surface Water Schemes, 35.8% schemes are in public ownership and 64.2% are in private ownership. However in surface water schemes, surface flow schemes have remarkably high public ownership of 55.1% whereas 83.9% surface lift schemes are privately owned. This clearly reveals that most MI structures in India are owned by individual farmers or group of farmers and hence it has maximum outreach for irrigation purposes which establishes the need of strengthening the network of MI structures in the country for irrigation purposes.

**Number and percentage of MI schemes by ownership**

|                              | Number of schemes by ownership |                 |                 | Percentage of schemes by ownership |             |
|------------------------------|--------------------------------|-----------------|-----------------|------------------------------------|-------------|
|                              | Public                         | Private         | Total           | Public                             | Private     |
| Dugwell                      | 199601                         | 8078824         | 8278425         | 2.4                                | 97.6        |
| Shallow Tubewell             | 50602                          | 5534504         | 5585106         | 0.9                                | 99.1        |
| Medium Tubewell              | 65170                          | 4252976         | 4318146         | 1.5                                | 98.5        |
| Deep tubewell                | 48062                          | 3702185         | 3750247         | 1.3                                | 98.7        |
| <b>Ground Water schemes</b>  | <b>363435</b>                  | <b>21568489</b> | <b>21931924</b> | <b>1.7</b>                         | <b>98.3</b> |
| Surface flow                 | 336891                         | 274168          | 611059          | 55.1                               | 44.9        |
| Surface lift                 | 95678                          | 500303          | 595981          | 16.1                               | 83.9        |
| <b>Surface Water schemes</b> | <b>432569</b>                  | <b>774471</b>   | <b>1207040</b>  | <b>35.8</b>                        | <b>64.2</b> |
| <b>Grand Total</b>           | <b>796004</b>                  | <b>22342960</b> | <b>23138964</b> | <b>3.4</b>                         | <b>96.6</b> |

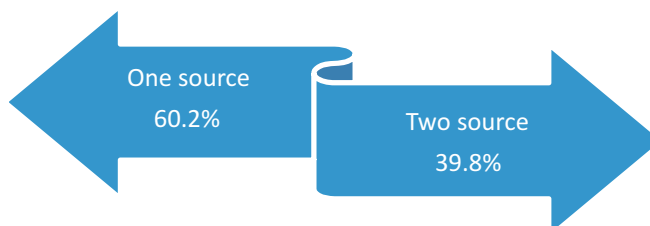


Out of all the individually owned schemes, 18.1% are owned by female. Among them, 47.3% female owners belong to OBC category. The distribution of female owned schemes according to social status is shown on the chart given below.

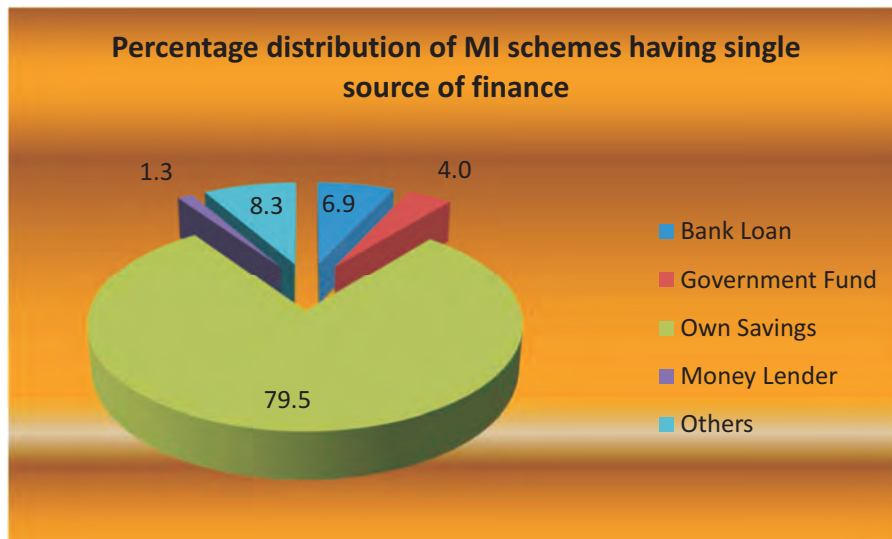


#### 5.2.4 Financing of MI schemes:

Source of finance has been collected for the MI schemes owned by individual farmer. Around 60.2% schemes have single source of finance whereas 39.8% schemes have two sources of finance.



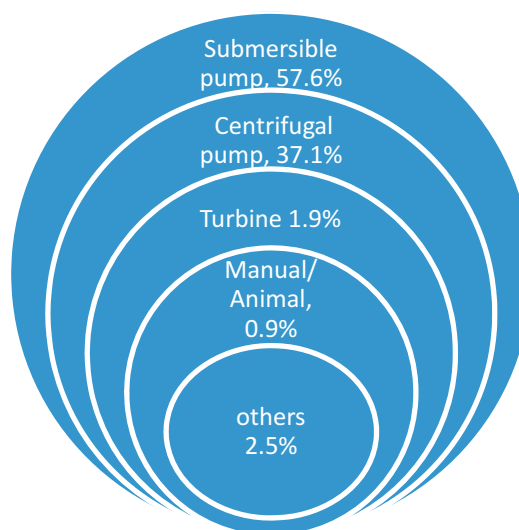
In single source of finance also, majority of schemes (79.5%) are financed by own savings of individual farmer. Other important sources of finance are bank loan (6.9%), government fund (4%) and money lender (1.3%). The fact that institutional sources contribute only 10.9% of the finances raised for installation of MI schemes indicates need for higher intervention by the organized financial sector in extending loans for installation of MI schemes.



**5.2.5 Distribution of lifting devices in MI schemes:**


During 6<sup>th</sup> MI census, the information on lifting device was collected for ‘in use’ and ‘temporarily not in use’ schemes which comes under the category of ground water and surface lift schemes. Majority of schemes i.e 57.6% have submersible pump followed by 37.1% centrifugal pump, 1.9% turbine whereas 3.4% are operated by manual/animal lifting and other devices.

Percentage distribution of MI schemes having lifting device

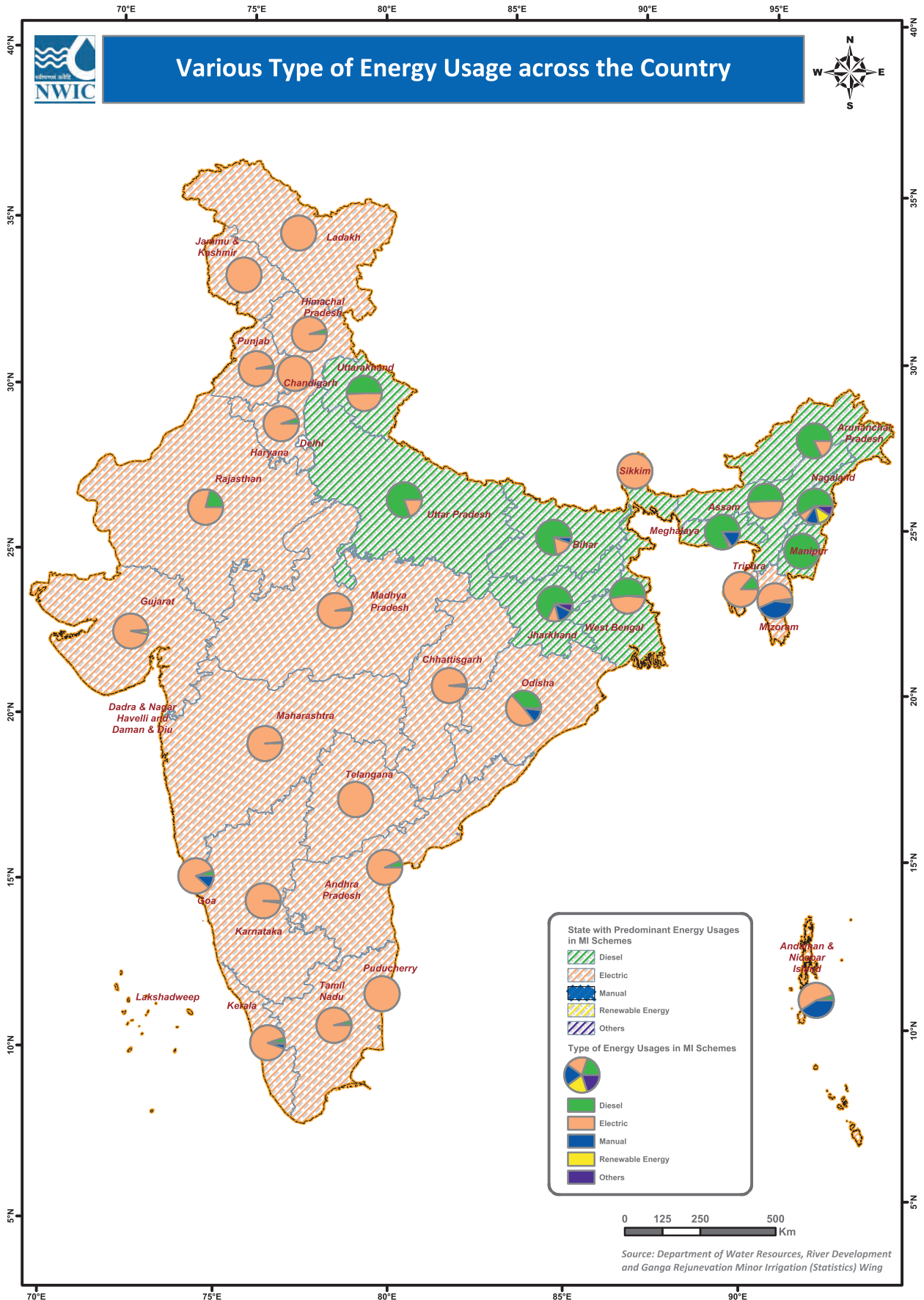


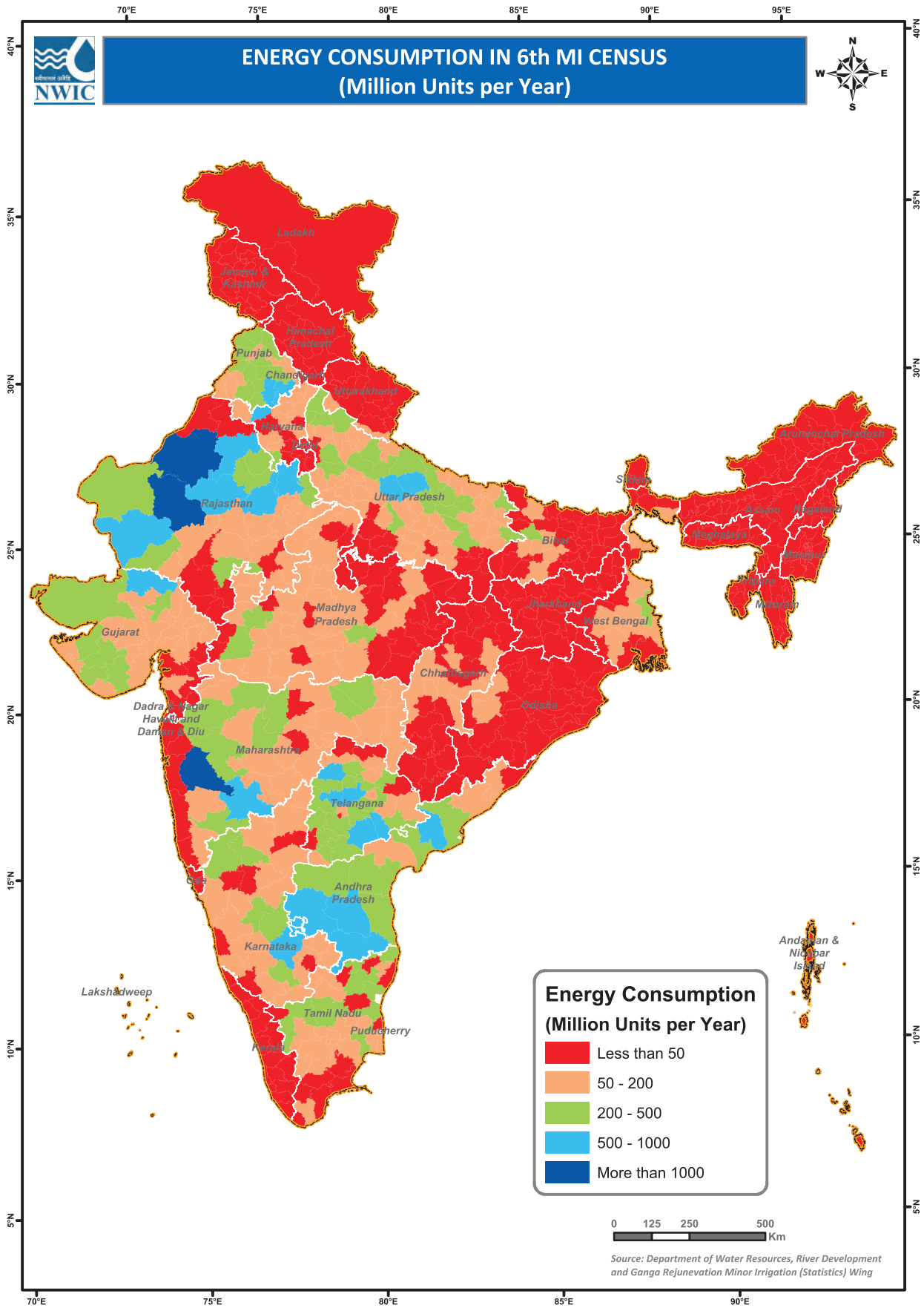
### 5.2.6 Distribution of source of energy:

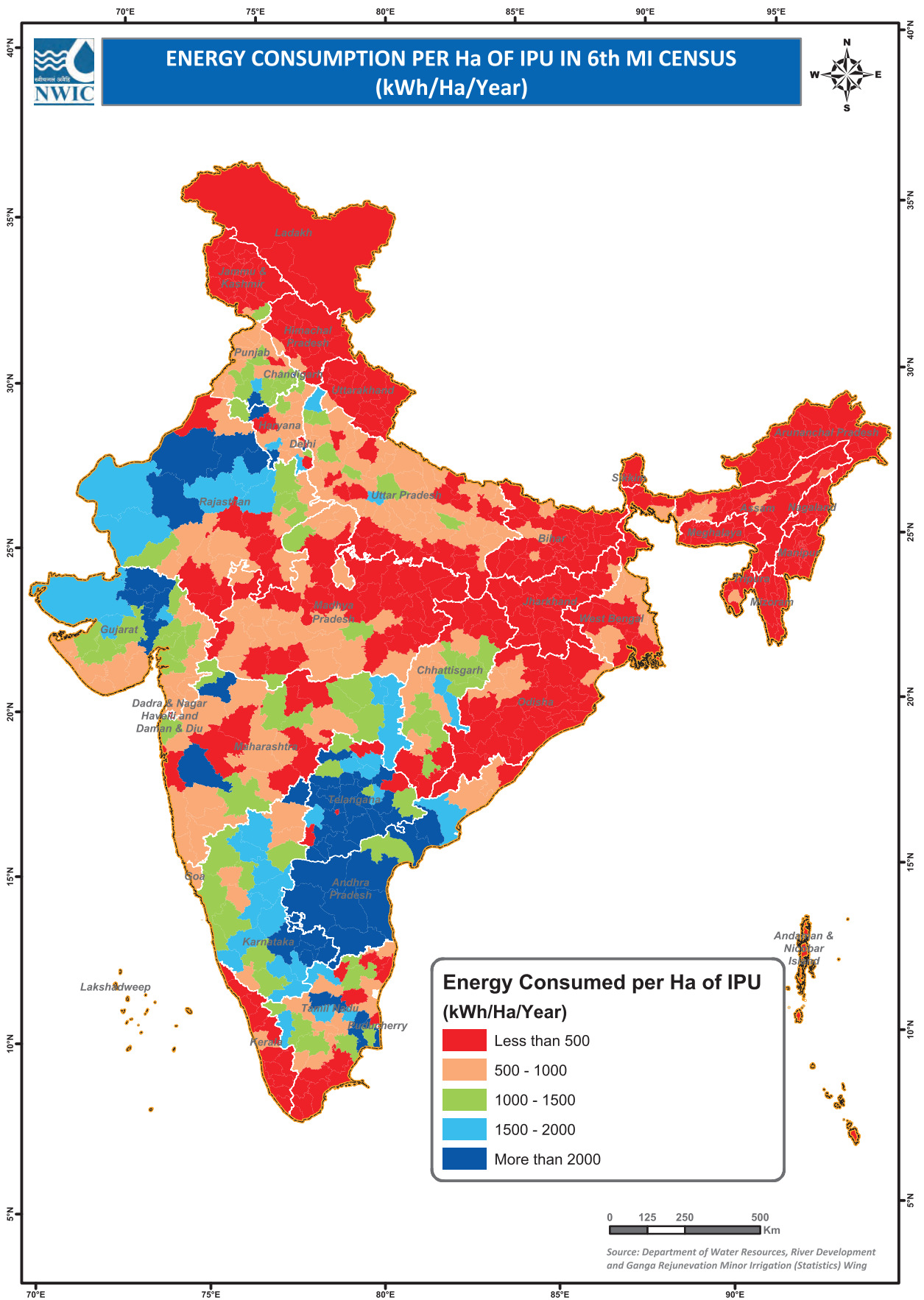
Majority of schemes (76%) utilize electricity as source of energy followed by diesel (22.2%). Rest of the schemes (1.8%) use windmill, solar pumps, manual/animal and other sources of energy. This clearly reveals that 98.2% schemes are operated by either electricity or diesel.







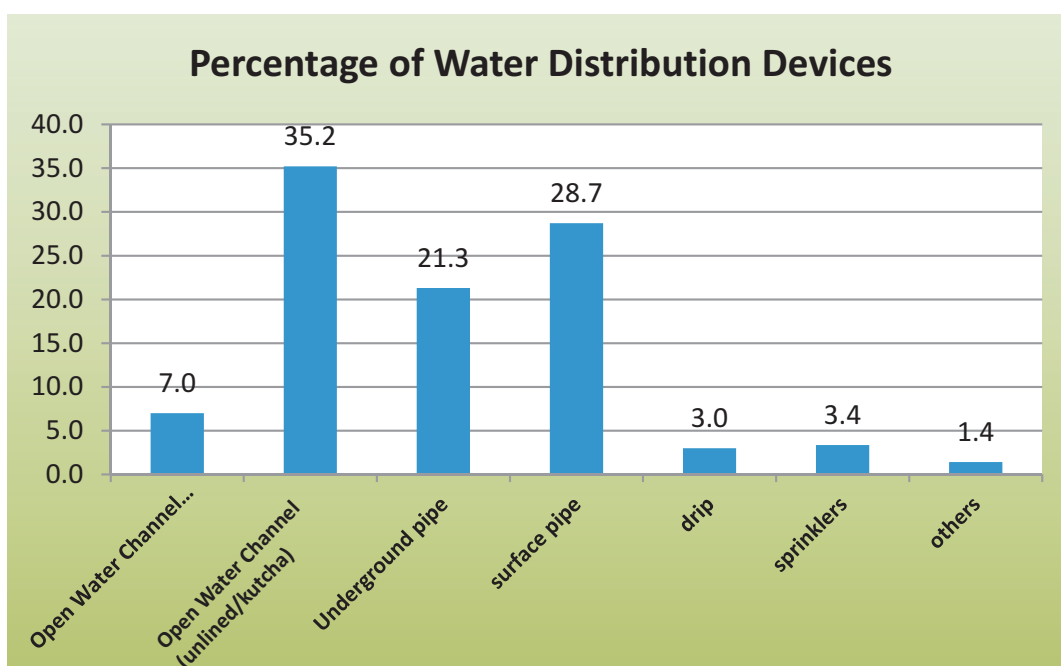




### 5.2.7 Water distribution devices:

There has been improvement in water use efficiency and decline in wastage of water through use of improved water distribution devices over the years. As reflected in 6<sup>th</sup> MI census, the percentage share of MI schemes which distribute water through open unlined/ kutcha and open lined/ pucca water channels are 35.2% and 7% respectively. The percentage share of schemes which distribute water through surface pipe and underground pipe are about 28.7% and 21.3% respectively which lead to less water wastage of water through leakage and evaporation. 3.4% used sprinkler system and 3% schemes used drip irrigation for water distribution. During the 5<sup>th</sup> MI census about 53.0% schemes used open channel which now has reduced to about 42.2% in 6<sup>th</sup> census.

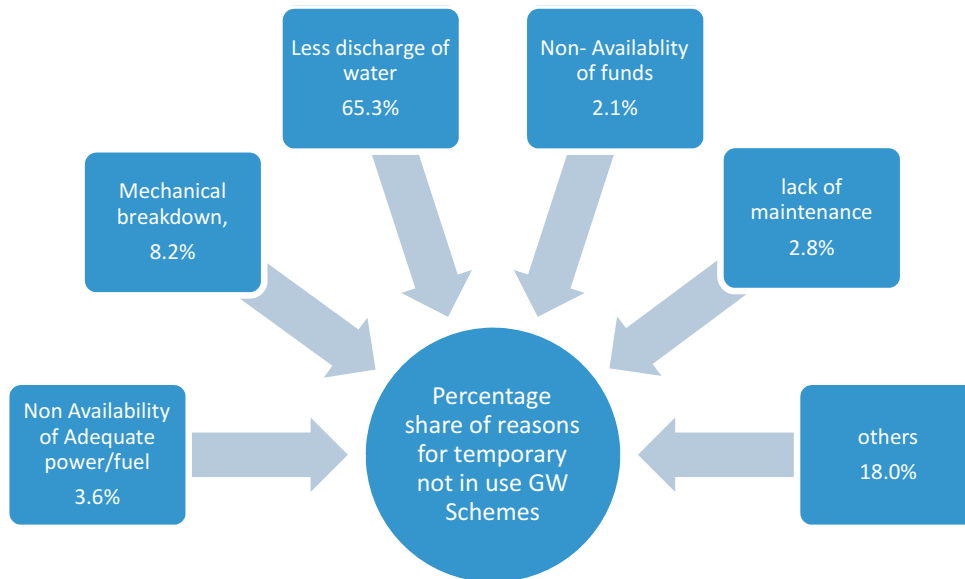
The share of efficient water distribution systems like surfaces pipe, underground pipe, drip and sprinklers has increased in Sixth census when compared to the 5<sup>th</sup> Census. Share of underground pipe has recorded the highest increase from 15.0% in 5<sup>th</sup> census to 21.3% in 6<sup>th</sup> census followed by surface pipe (25.8% to 28.7%), drip (1.9% to 3%) and sprinkler (3.3% to 3.4%).



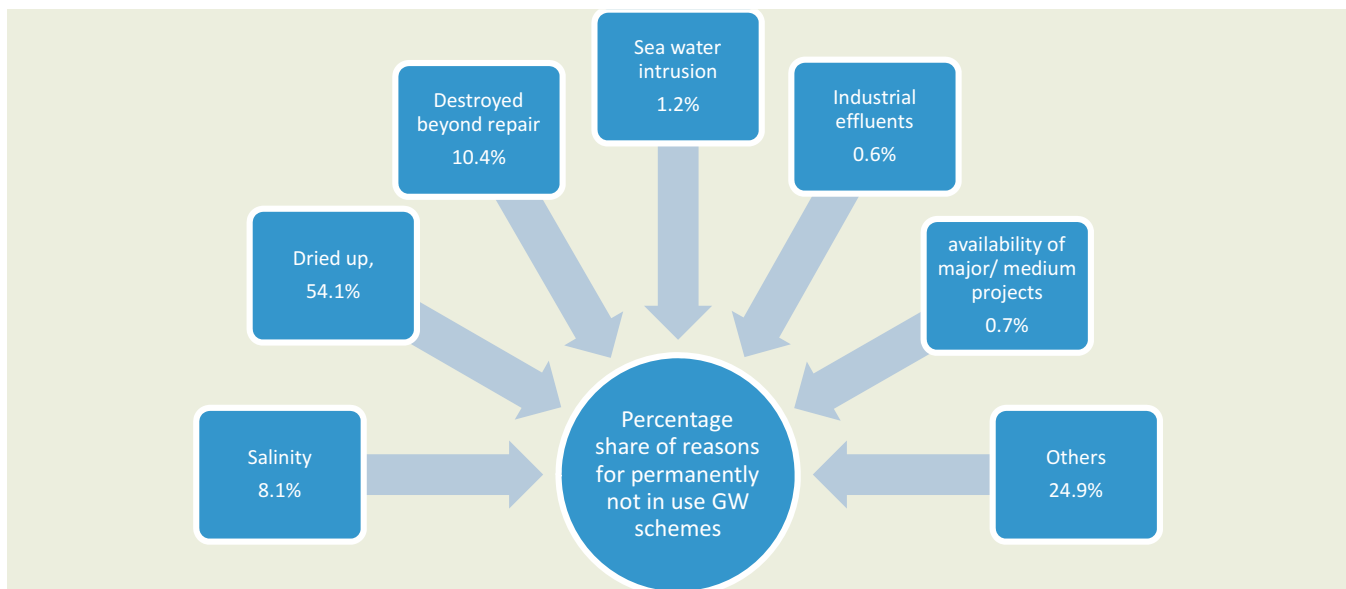
### 5.2.8 Reasons of MI schemes getting converted to temporarily not in use or permanently not in use:

#### GW schemes converted to temporarily not in use/ permanently not in use:

65.3% GW schemes are temporarily not in use due to the reason 'less discharge of water' followed by 8.2% due to 'mechanical breakdown' and 3.6% due to 'non-availability of adequate fuel/power'. Reasons like 'lack of maintenance' and 'non-availability of funds' contribute only 2.8% and 2.1% respectively whereas 18.0% schemes are temporarily not in use due to other reasons.



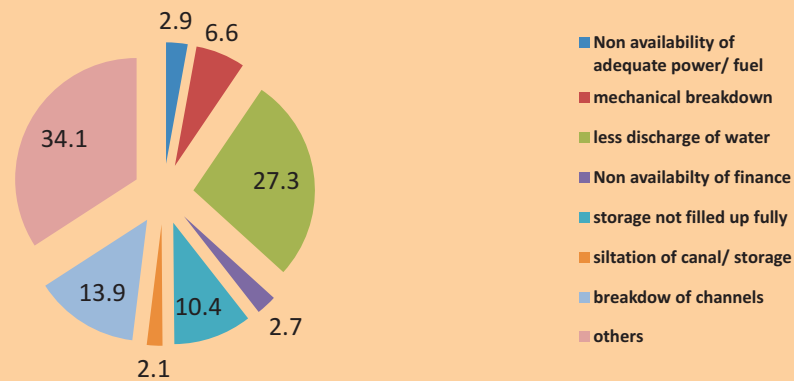
Similarly, 54.1% GW schemes are permanently not in use due to reason 'dried up' followed by 10.4% schemes due to 'destroyed beyond repair' and 8.1% schemes due to the 'salinity'. Reasons like 'sea water intrusion' and 'industrial effluents' contribute only 1.2% and 0.6% respectively whereas 25.6% are permanently not in use due to availability of major medium projects and other reasons.



**SW schemes converted to temporarily not in use/ permanently not in use:**

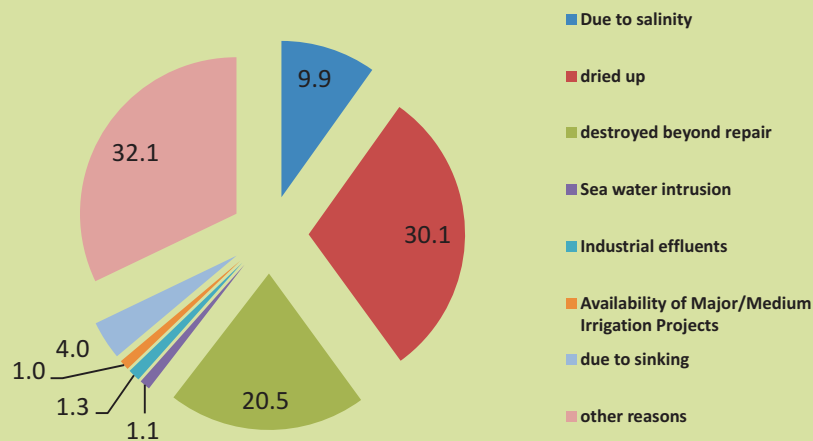
SW schemes are temporarily not in use mainly due to the reason 'less discharge of water' followed by 'channel break down' and 'storage not filled up fully'. Percentage share of reasons for temporarily not in use SW schemes is given in the pie-chart given below.

**Percentage share of reasons for temporarily not in use SW schemes**



Similarly, SW schemes are permanently not in use majorly due to reasons ‘dried up’ followed by ‘destroyed beyond repair’ and ‘salinity’.

**Percentage share of reasons for permanantly not in use SW schemes**

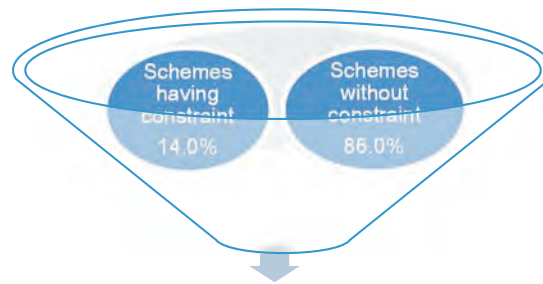


From the above, it is evident that lack of availability of water is one of the major reason for conversion of MI schemes which are in use to either temporarily or permanently not in use category.

### 5.2.9 Under-utilisation of In-use schemes:

For the MI schemes which are ‘in use’, under-utilisation has been observed as the gap between irrigation potential created and irrigation potential utilized which is recorded in the census. Out of total 22.44 million ‘in use’ MI schemes in 6<sup>th</sup> MI census, about 3.14 million (14.0%) schemes were having constraints in utilisation due to reasons like mechanical breakdown, less discharge of water, storage not

fully filled up, non-availability of adequate power supply etc. Remaining 86% 'in use' MI schemes have been found functioning without any constraints.

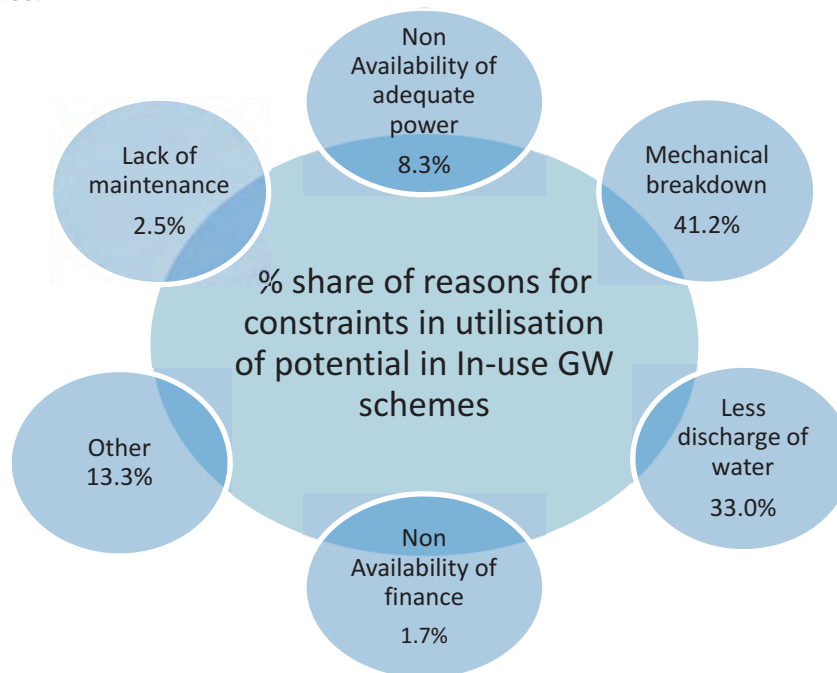


Percentage share of In use schemes with/without constraints in utilisation

Situation has improved a lot from 5<sup>th</sup> Census as about 21.1% schemes in 5<sup>th</sup> census were facing constraints in utilisation and were under-utilized.

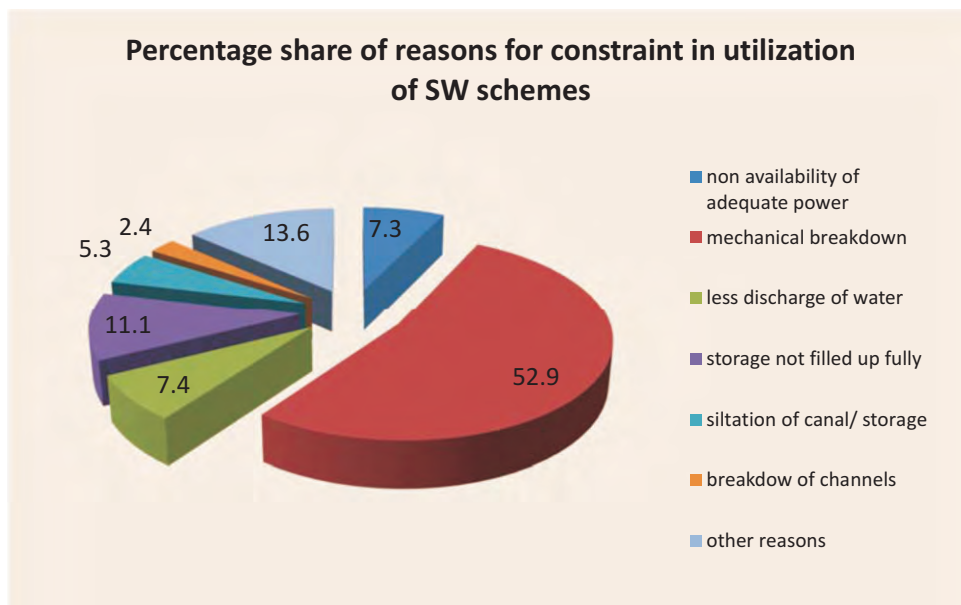
**Under-utilisation of In-use GW schemes :**

If we see the under-utilisation by type of constraint in 'in-use' GW schemes, 'mechanical breakdown' (41.2%) and 'less discharge of water' (33.0%) seems to be the main reasons of under utilization of schemes.



### Under-utilisation of In-use SW schemes :

If we see the under-utilisation by type of constraint in 'in-use' SW schemes, 'mechanical breakdown' seems to be main reason. Percentage share of reasons for constraint in utilization of SW schemes is given in the pie-chart given below.



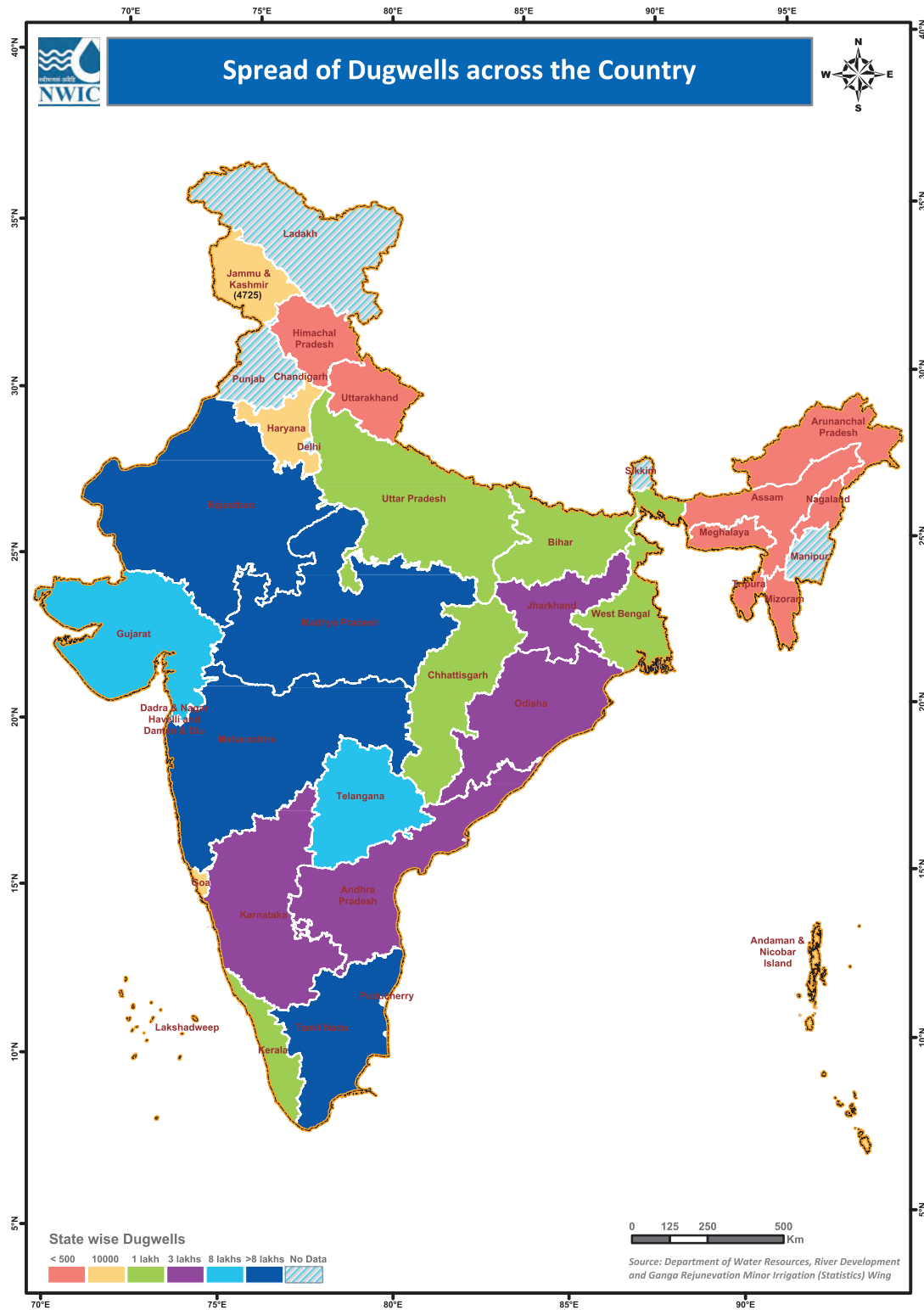
So, by ensuring less mechanical breakdowns, under-utilisation of these 'in use' schemes may be tackled and the gap of IPC and IPU may also be reduced to a large extent.



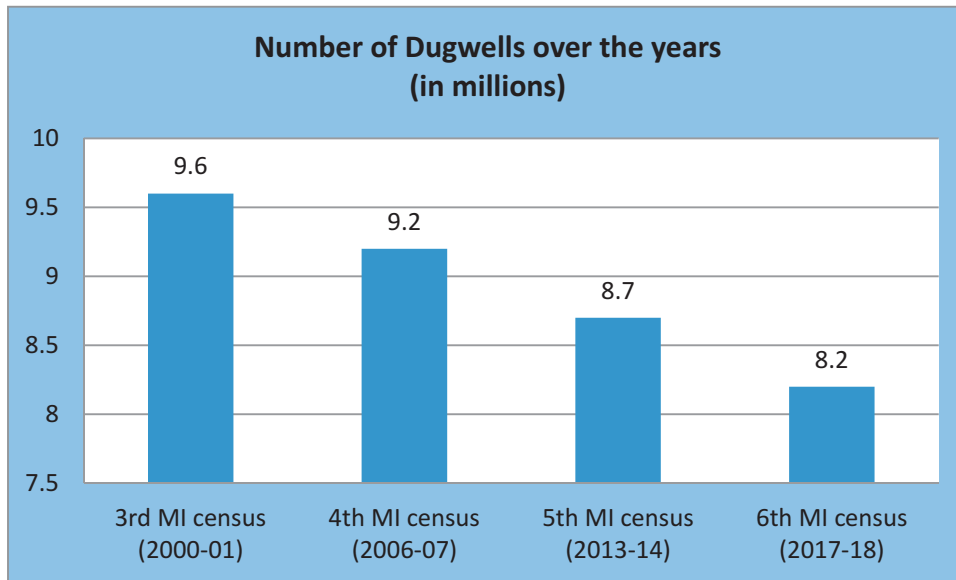
### 5.3 SCHEME WISE ANALYSIS:

#### 5.3.1 Dugwells:

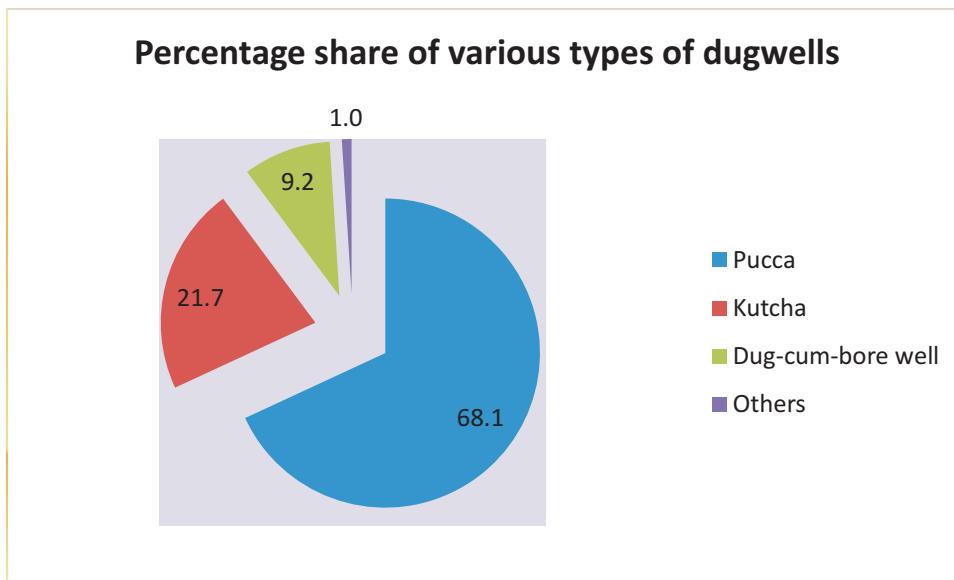
As per the findings of 6<sup>th</sup> MI census, there are total of 8.28 million dugwells in the country irrigating 17.4 million hectare of land.



Dugwells grew from 7.3 million in 1987 to 9.6 million in 2000-01. However, decreasing trend in number of dugwells is observed from 2006-07 onwards, which is shown in the bar-graph given below. This may be due to depletion of ground water/lowering of water table.



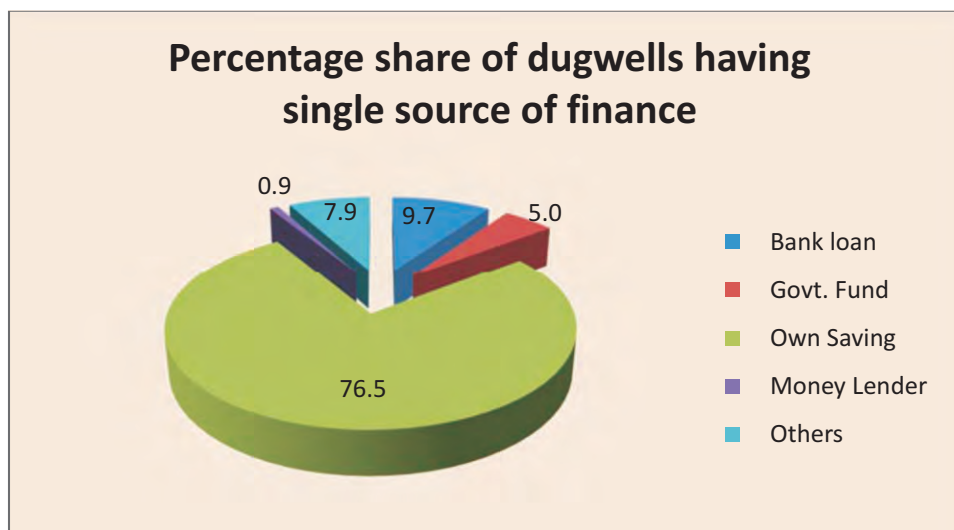
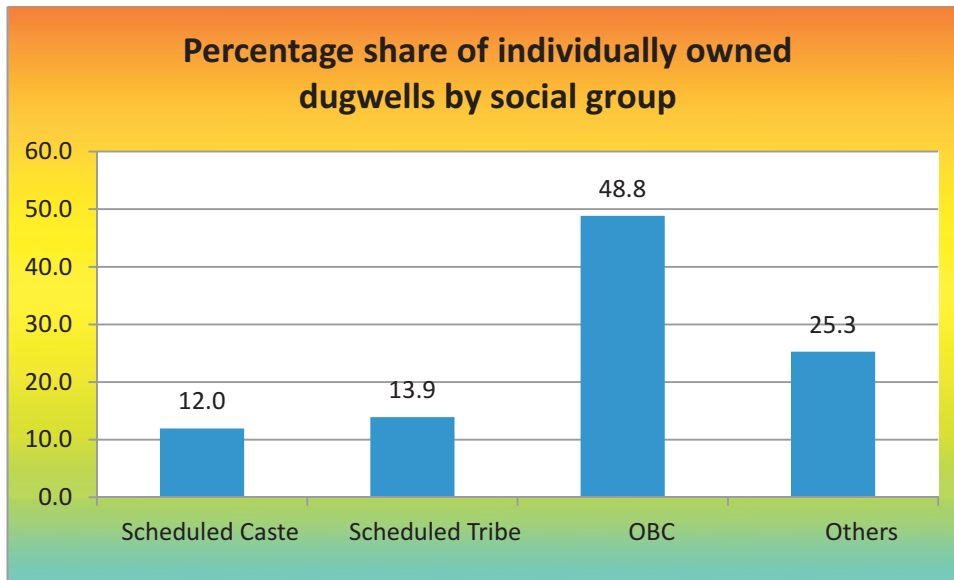
Out of all dugwells, pucca dugwells have a major share of 68.1% followed by kutcha dugwells (21.7%), dug-cum-bore wells (9.2%) and others (1%).



Dugwells are dominantly owned by private entities (97.6%). Out of these, about 77.5% dugwells are owned by individual farmers and 22.5% are owned by group of farmers. Ownership by group of farmers is mainly concentrated in Rajasthan, Tamil Nadu, Madhya Pradesh and Maharashtra. Marginal and small farmers with small holding size from 0-2 hectares have the largest share in ownership of dugwells (72.1%).

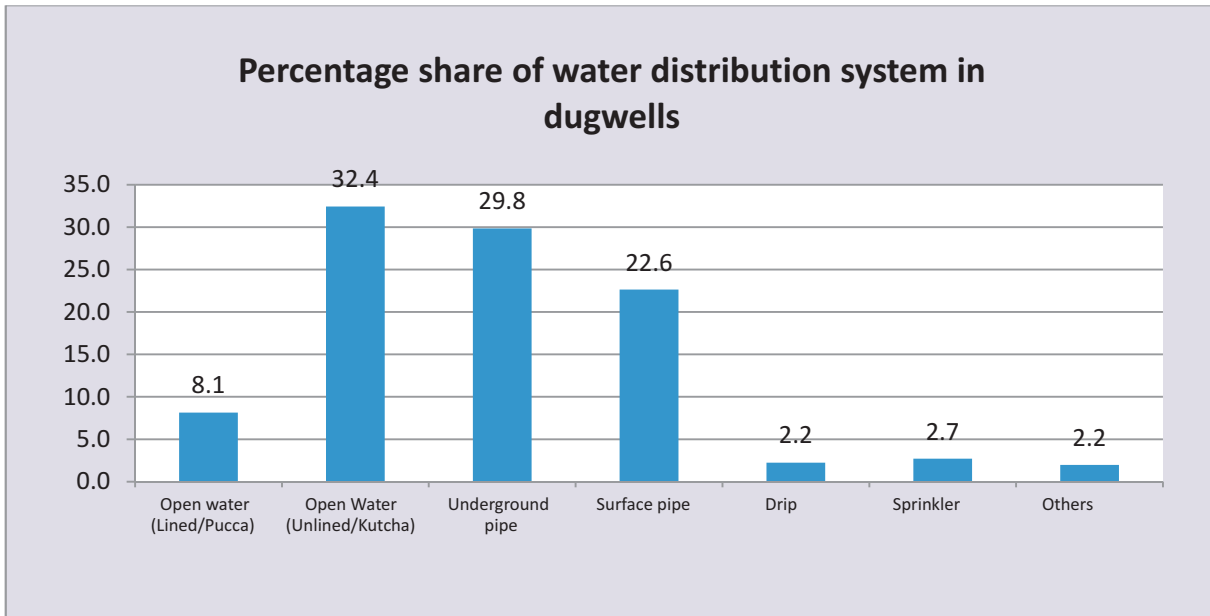
As per the social status of the farmers owning the dugwells, about 48.8% schemes belong to Other Backward Castes (OBCs) followed by others (25.3%), Scheduled Tribe (13.9%) and Scheduled Caste

(12%). In individually owned dugwells, 70.7% are financed by single source and 29.3% are having more than one source of finance. In single source of finance, majority of schemes (76.5%) were financed by own saving only.

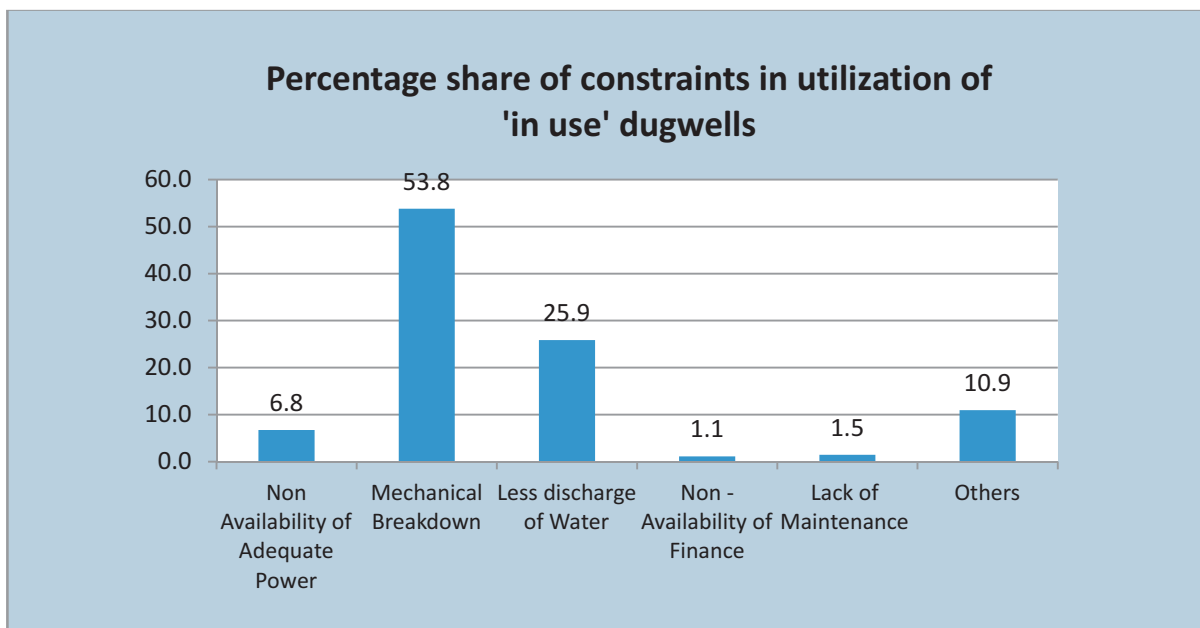


Majority, i.e. 49.4% dugwells have submersible pumps for lifting water followed by centrifugal pump (41.5%) and turbine (2.9%). Among the dugwells, the major source of energy used for lifting devices is electric pumps (87.6%) followed by diesel (9.6%). Around 80.3% dugwells have depth in the range 0-20 meters followed by 15.2% in 20-40 meters, 3.8% in 40-60 meters, 0.2% in 60-70 meters whereas 0.5% dugwells have depth of more than 70 meters.

According to water distribution system, open water channel (unlined/kutchha) is dominant (32.4%) followed by underground pipe (29.8%) in dugwells as shown in the chart given below.

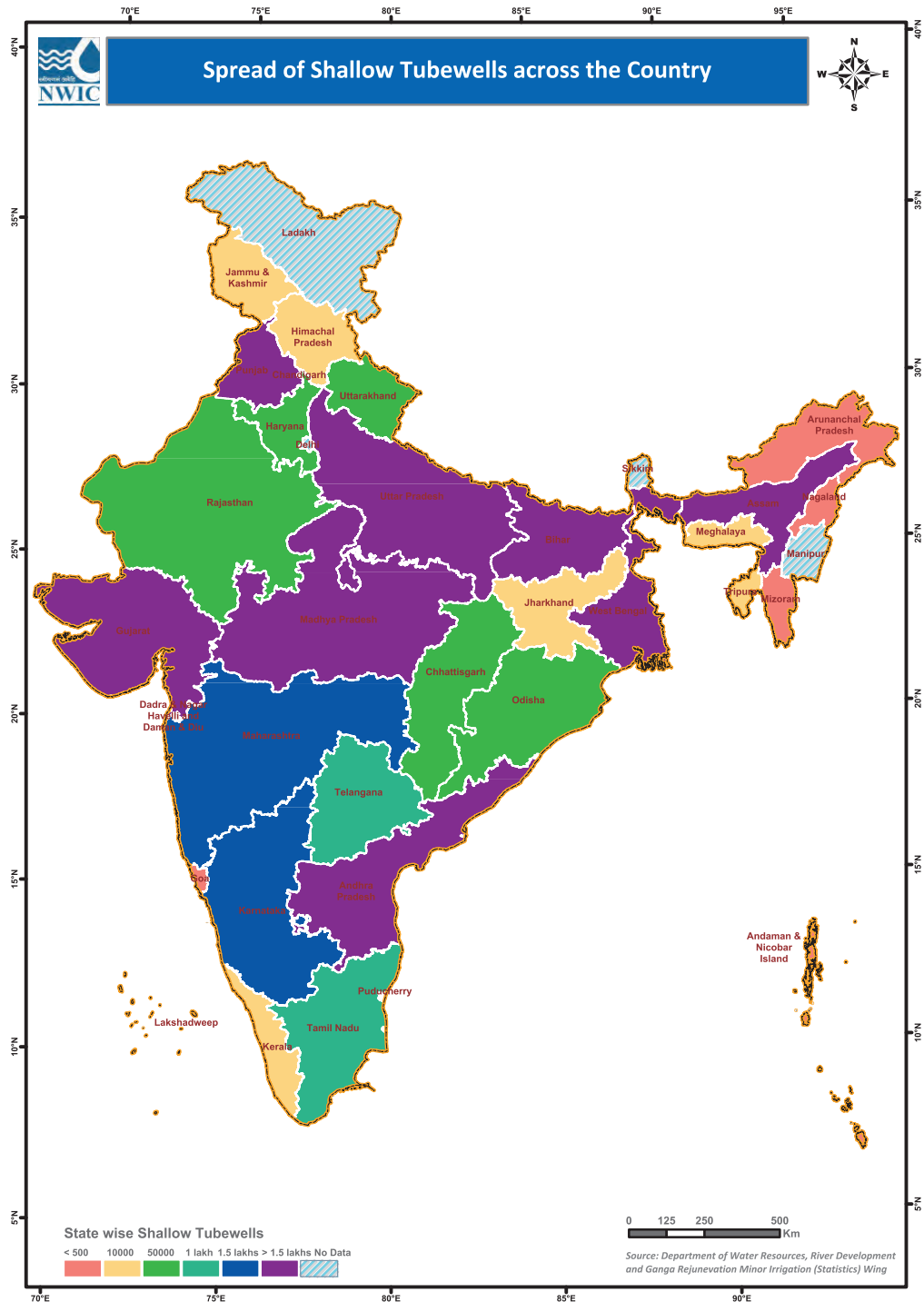


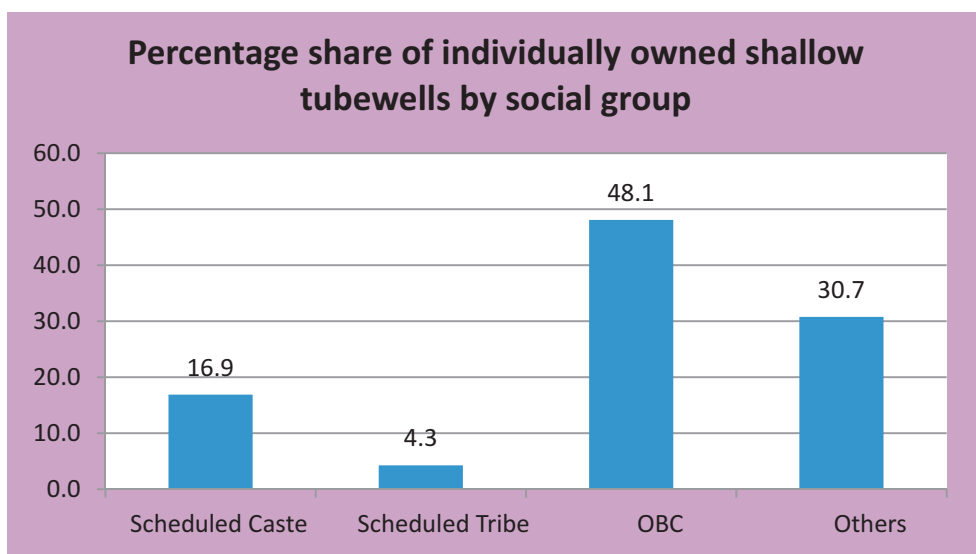
In the Dugwells, which are 'in use', around 77.4% dugwells are functioning without any constraint in utilisation of potential. Out of remaining 22.6% dugwells having constraint in utilisation, reason of 'Mechanical Break Down' is the dominant (53.8%) followed by 'less discharge of water' (25.9%).



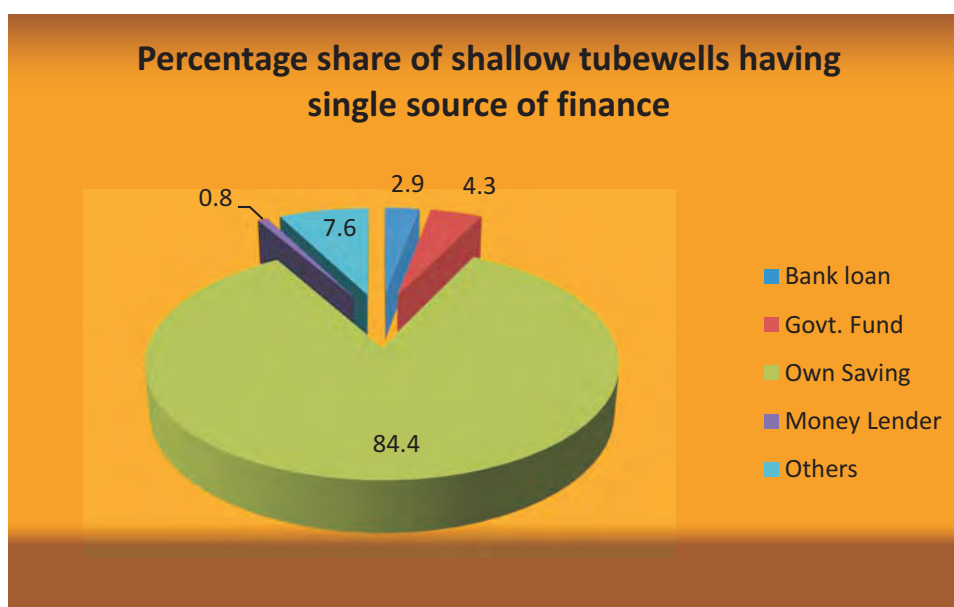
### 5.3.2 Shallow Tubewells:

There are total of 5.6 million shallow tubewells the country irrigating 20.4 million hectare of land. Shallow tubewells are dominantly owned by private entities (99.1%). Out of these, 96.3% shallow tubewells are owned by individual farmers and only 3.7% are owned by group of farmers. Marginal and small farmers have the largest share in ownership of shallow tubewells (82.6%). As per the social status of the farmers owning shallow tubewells, 48.1% schemes belong to Other Backward Castes (OBCs) followed by others (30.7%), Scheduled Caste (16.9%) and Scheduled Tribe (4.3%).



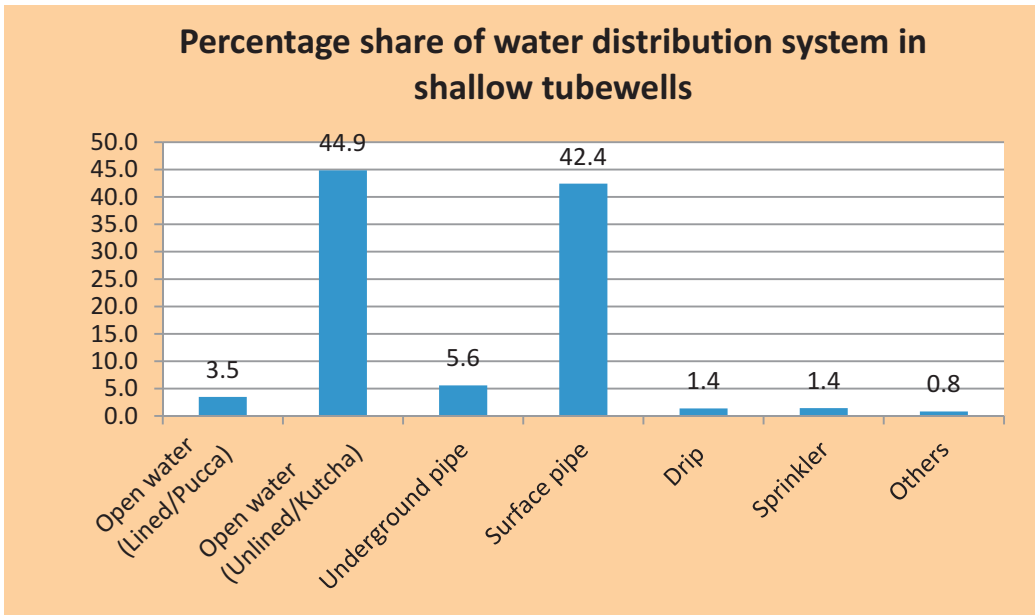


In individually owned shallow tubewells, about 54% are financed by single source of finance and 46% are having more than one source of finance. In single source of finance, majority of schemes (84.4%) were financed by own saving only.

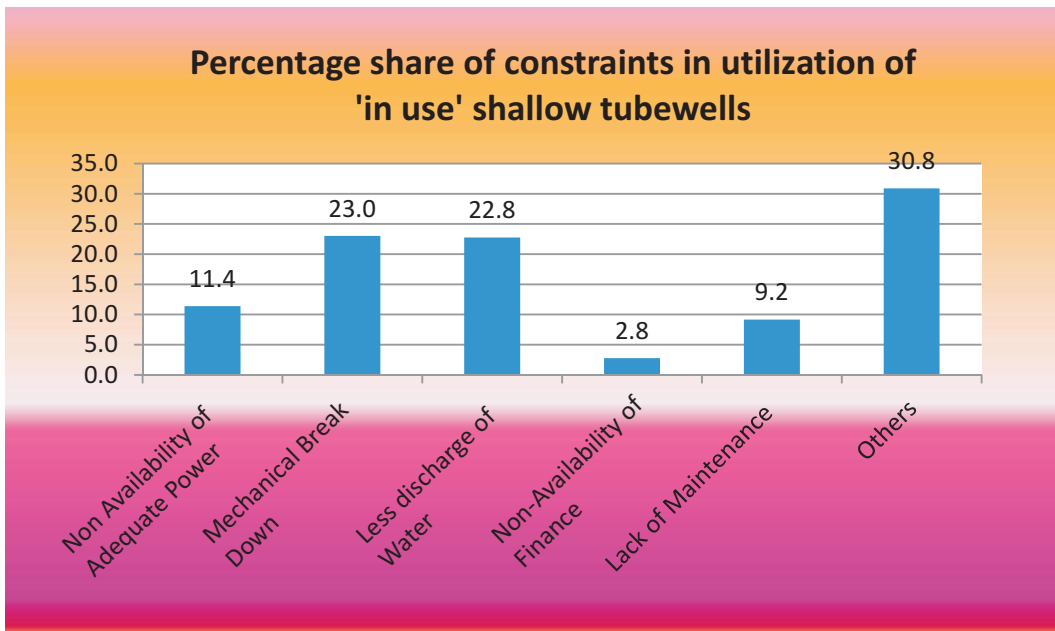


66.5% shallow tubewells have centrifugal pumps as lifting devices followed by submersible pumps (30.4%). Among all the sources of energy used in lifting devices, diesel pump is dominating (61.4%) followed by electricity (38.2%). In 6<sup>th</sup> MI census, 71.9% shallow tubewells are in the depth range of 20-35 meters whereas 28.1% are in the depth range 0-20 meters.

According to water distribution system, open water channel (unlined/kutchha) is dominant (44.9%) followed by surface pipe (42.4%).

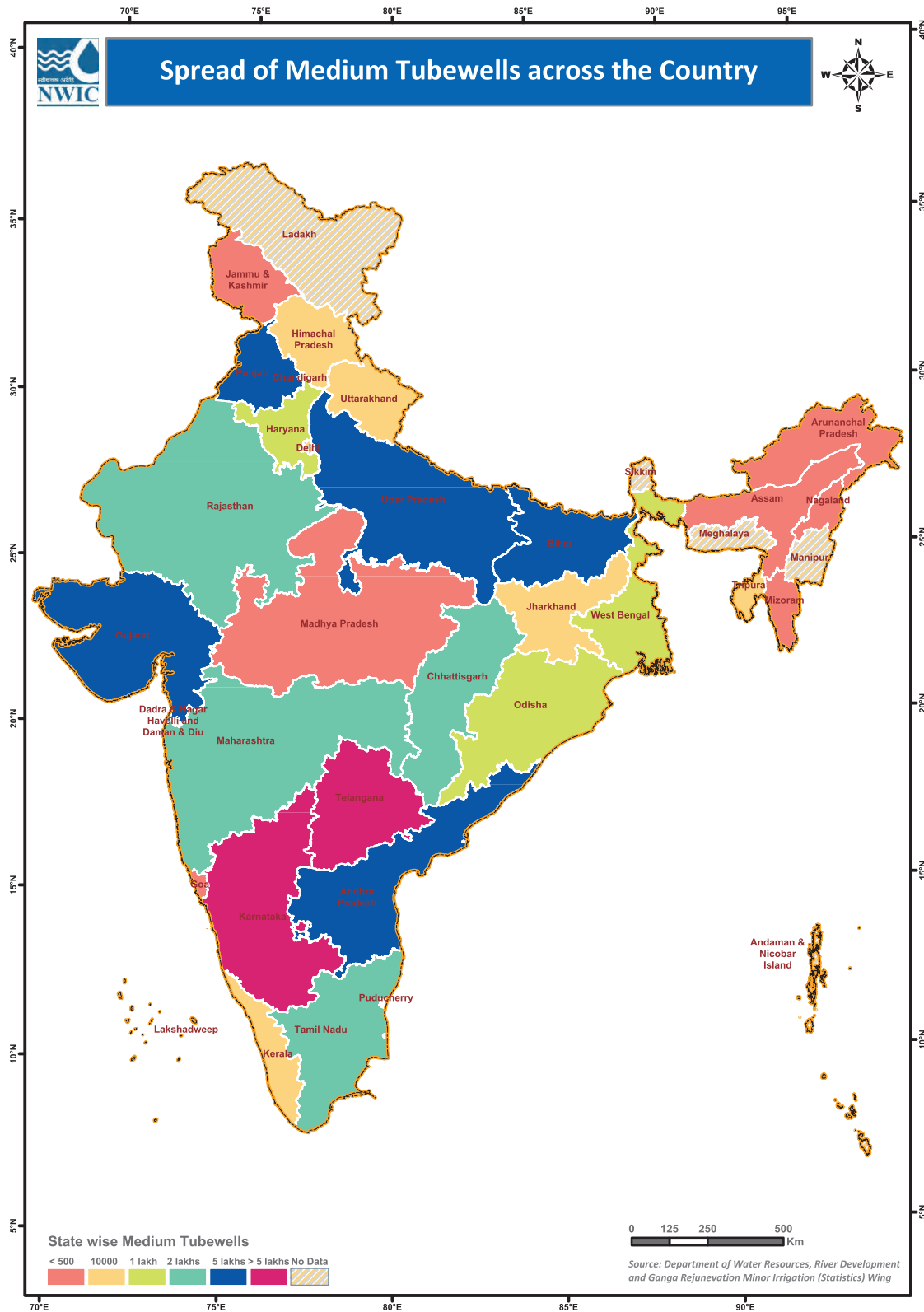


In the shallow tubewells, which are 'in use', around 95.7% are functioning without any constraint in utilisation of potential. Out of remaining 4.3% which are having constraint in utilisation, one of the major constraints is 'mechanical breakdown' followed by 'less discharge of water' and 'non-availability of adequate power'.



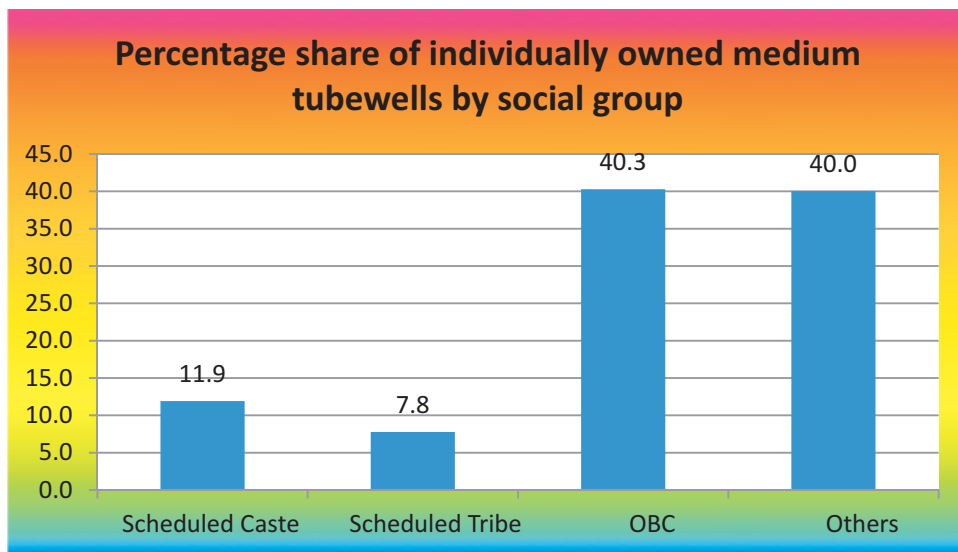
### 5.3.3 Medium Tubewells:

There are total of 4.32 million medium tubewells in the country irrigating 16.4 million hectares of land.

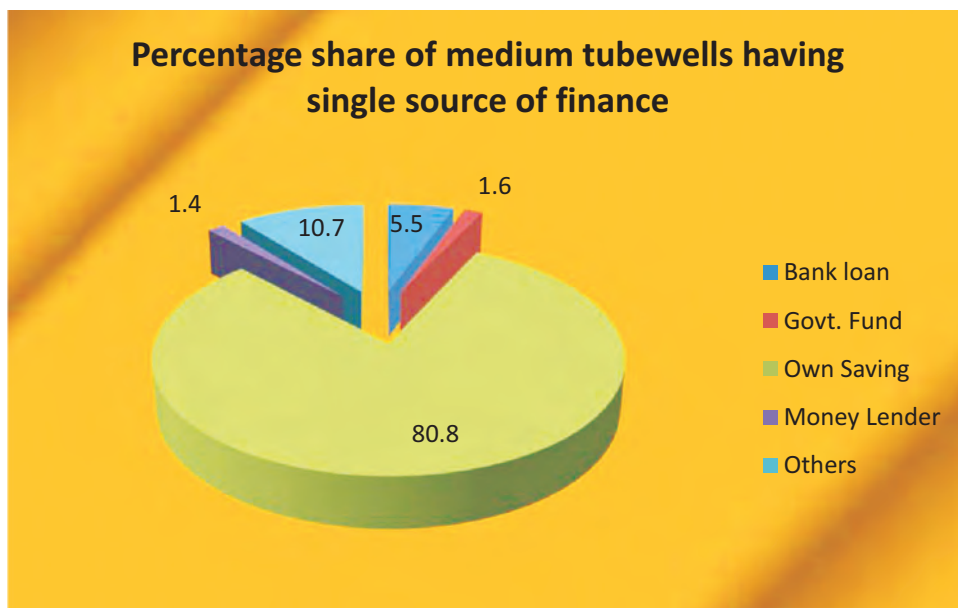




Medium tubewells are dominantly owned by private entities (98.5%). Out of these, 95.4% medium tubewells are owned by individual farmers and only 4.6% are owned by group of farmers. Marginal and small farmers have the largest share (64.7%) in ownership of medium tubewells. As per the social status of the farmers owning medium tubewells, 40.3% are from Other Backward Castes (OBCs) followed by Others (40%), Scheduled Caste (11.9%) and Scheduled Tribe (7.8%).



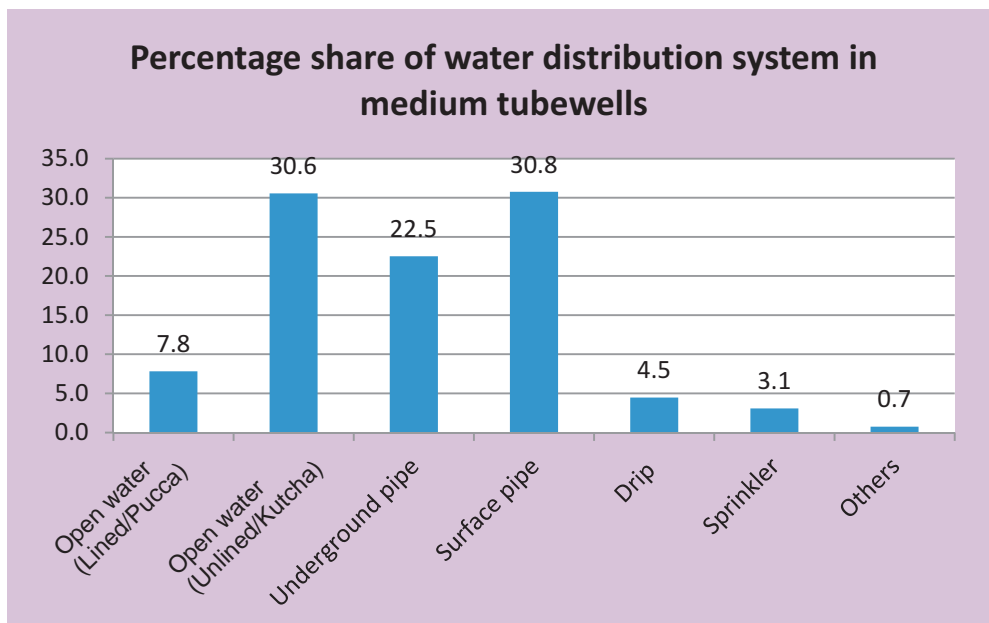
In individually owned medium tubewells, 51.9% are financed using single source and 48.1% are financed using more than one source. In single source of finance, majority of schemes (80.8%) are financed by own savings only as shown in the pie chart given below.



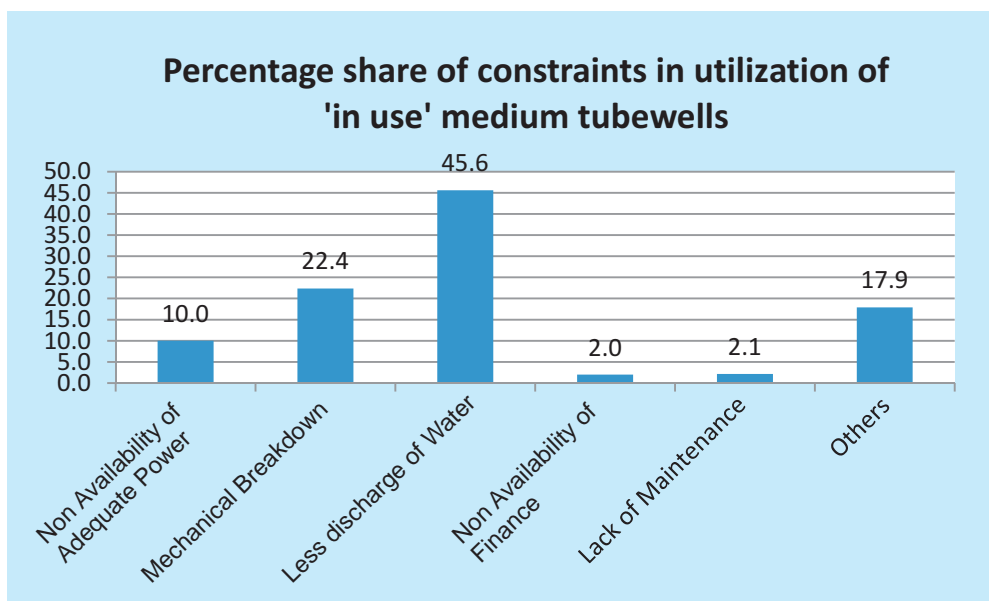
About 80.9% medium tubewells have submersible pumps for lifting water followed by centrifugal pumps (15.7%). Among all the sources of energy used in lifting devices, electric pumps are dominating

(85.8%) followed by diesel pumps (12.5%). As per the definition, medium tubewells have depth in the range 35-70 meters. In the 6<sup>th</sup> MI census, 49.7% medium tubewells are in the depth range of 40-60 meters whereas 39.1% are in depth range of 60-70 meters.

According to water distribution system, surface pipe (30.8%) is dominant followed by open water channel (unlined/kutchra) (30.6%) and underground pipe (22.5%), which is also shown in the bar graph given below.

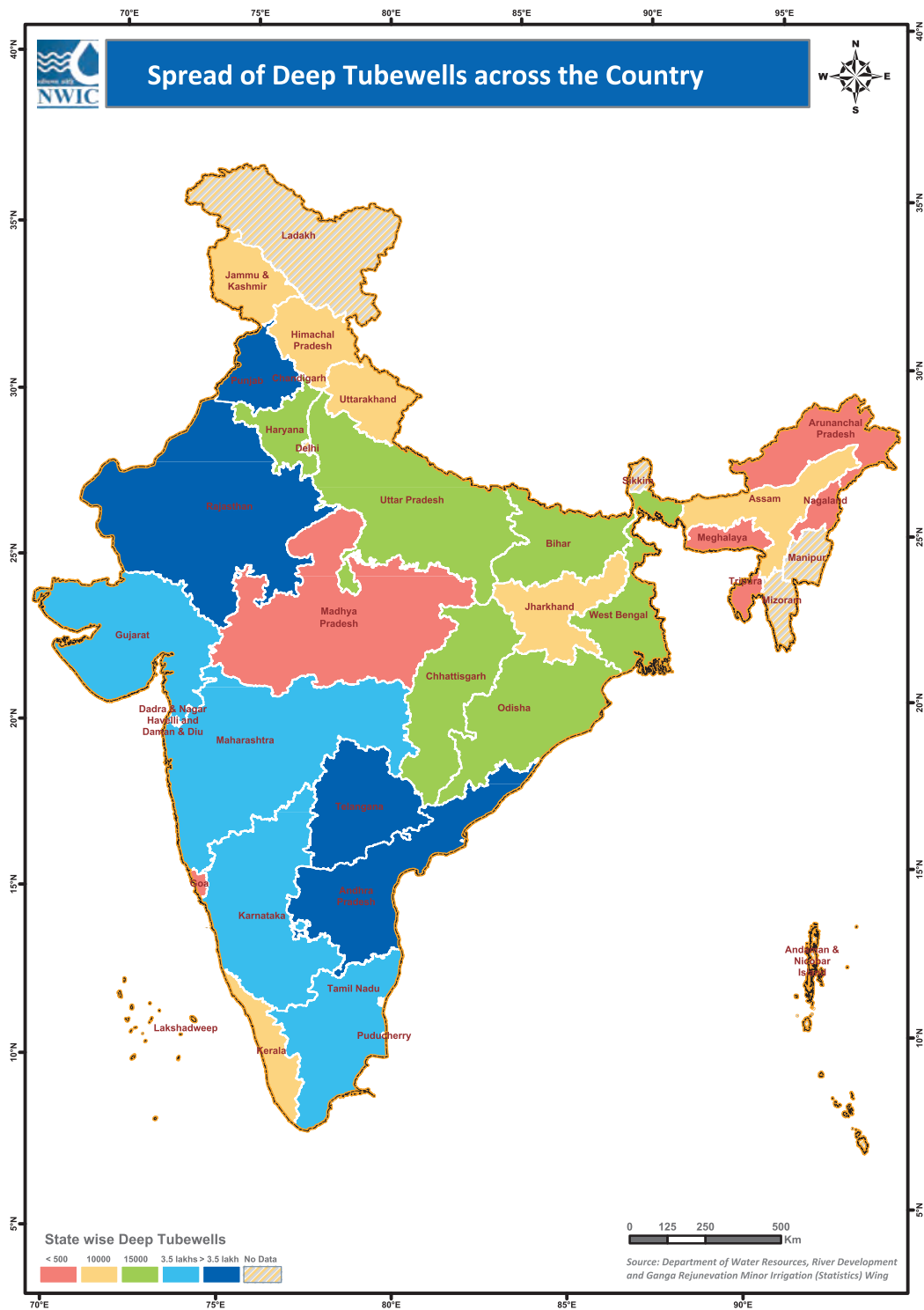


In the medium tubewells, which are 'in use', around 91.6% are functioning without any constraint in utilisation of potential. Out of remaining 8.4% which are having constraint in utilisation, 'less discharge of water' is main constraint followed by 'mechanical breakdown', which is also depicted from the chart given below.

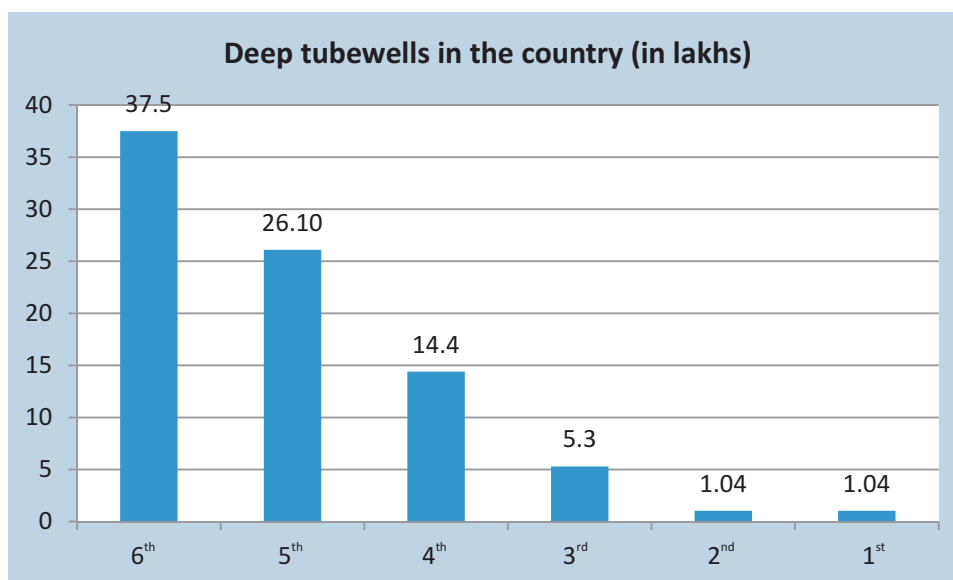


### 5.3.4 Deep Tubewells:

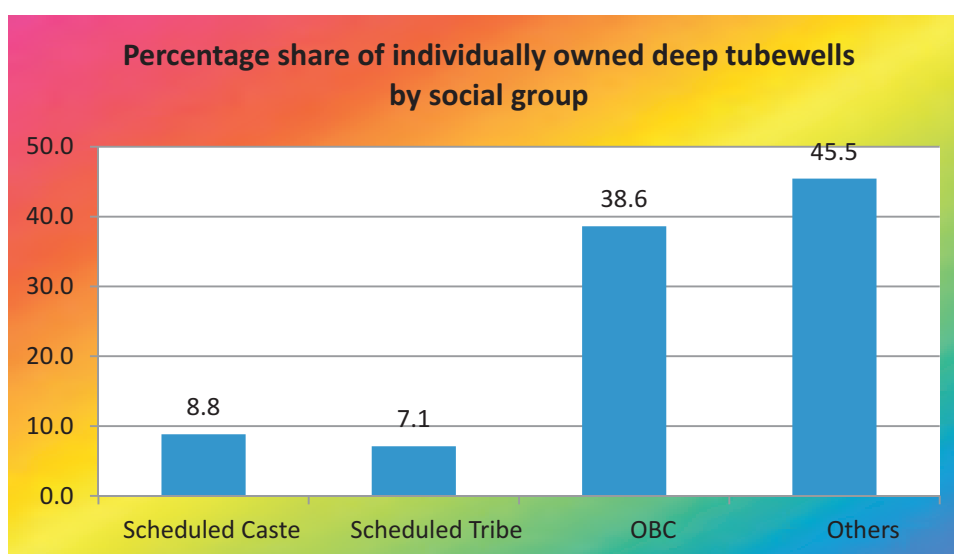
There are total of 3.75 million deep tubewells in the country irrigating 15.5 million hectares of land.



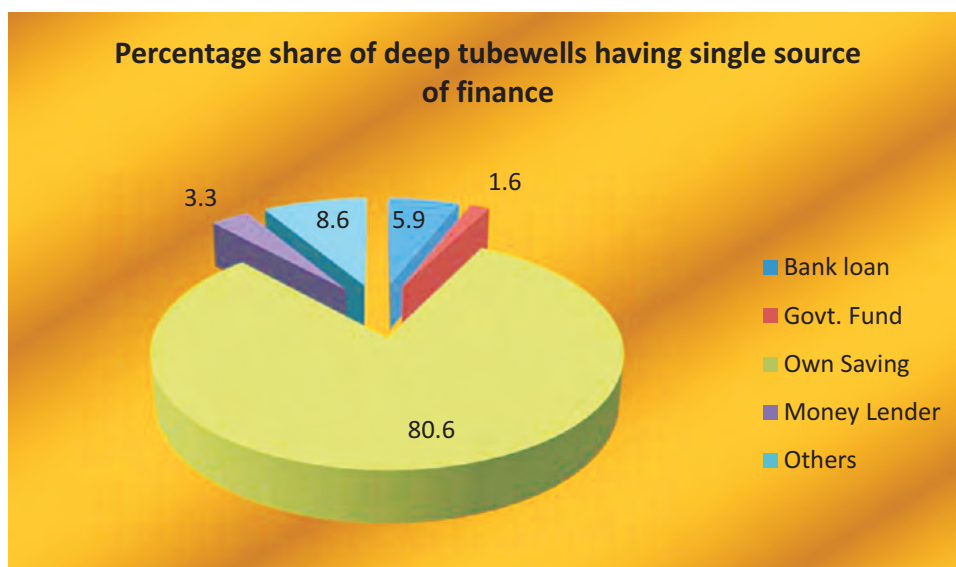
Deep tubewells grew from 1.04 lakh in 1986-87 to 37.5 lakh in 2017-18 as depicted in the chart given below.



Deep tubewells are dominantly owned by private entities (98.7%). Out of these, about 85.9% deep tubewells are owned by individual farmers and only 14.1% are owned by group of farmers. Marginal and small farmers have the largest share (57.5%) in ownership of deep tubewells. As per the social status of the farmers owning deep tubewells, about 45.5% schemes belong to Others followed by Other Backward Castes (OBCs) (38.6%), Scheduled Caste (8.8%) and Scheduled Tribe (7.1%).

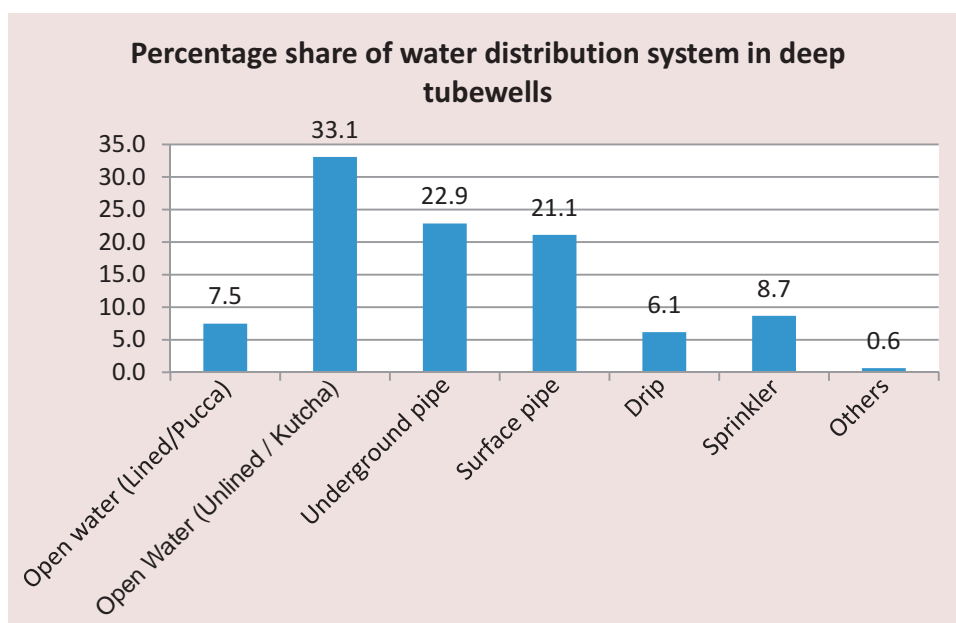


In individually owned deep tubewells, about 58.4% are financed by single source of finance and 41.6% are having more than one source of finance. In single source of finance, majority of schemes (80.6%) were financed by own savings only.

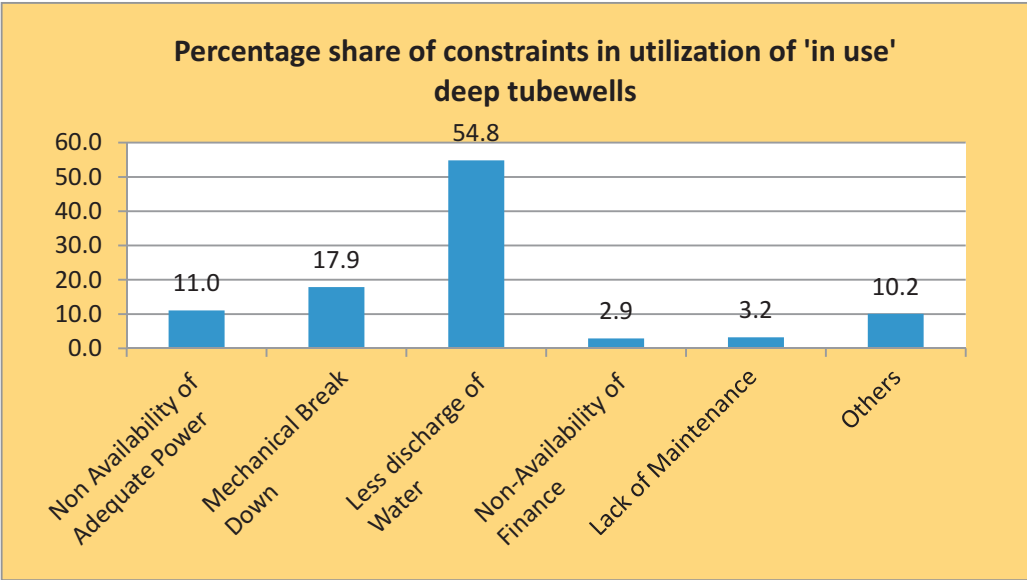


92.4% deep tubewells have submersible pumps for lifting water followed by centrifugal pumps (6.0%). Among the single sources of energy, electricity is dominating (97.1%) followed by diesel (2.1%). As per the definition, deep tubewells have depth more than 70 meters and in 6<sup>th</sup> MI census, many (37.6%) of deep tubewells are in the depth range of 70-90 meters followed by 27.4% with depth ranging between 90-110 meters.

According to water distribution system, open water channel (unlined/kutchra) is dominant (33.1%) followed by underground pipe (22.9%) and surface pipe (21.1%).

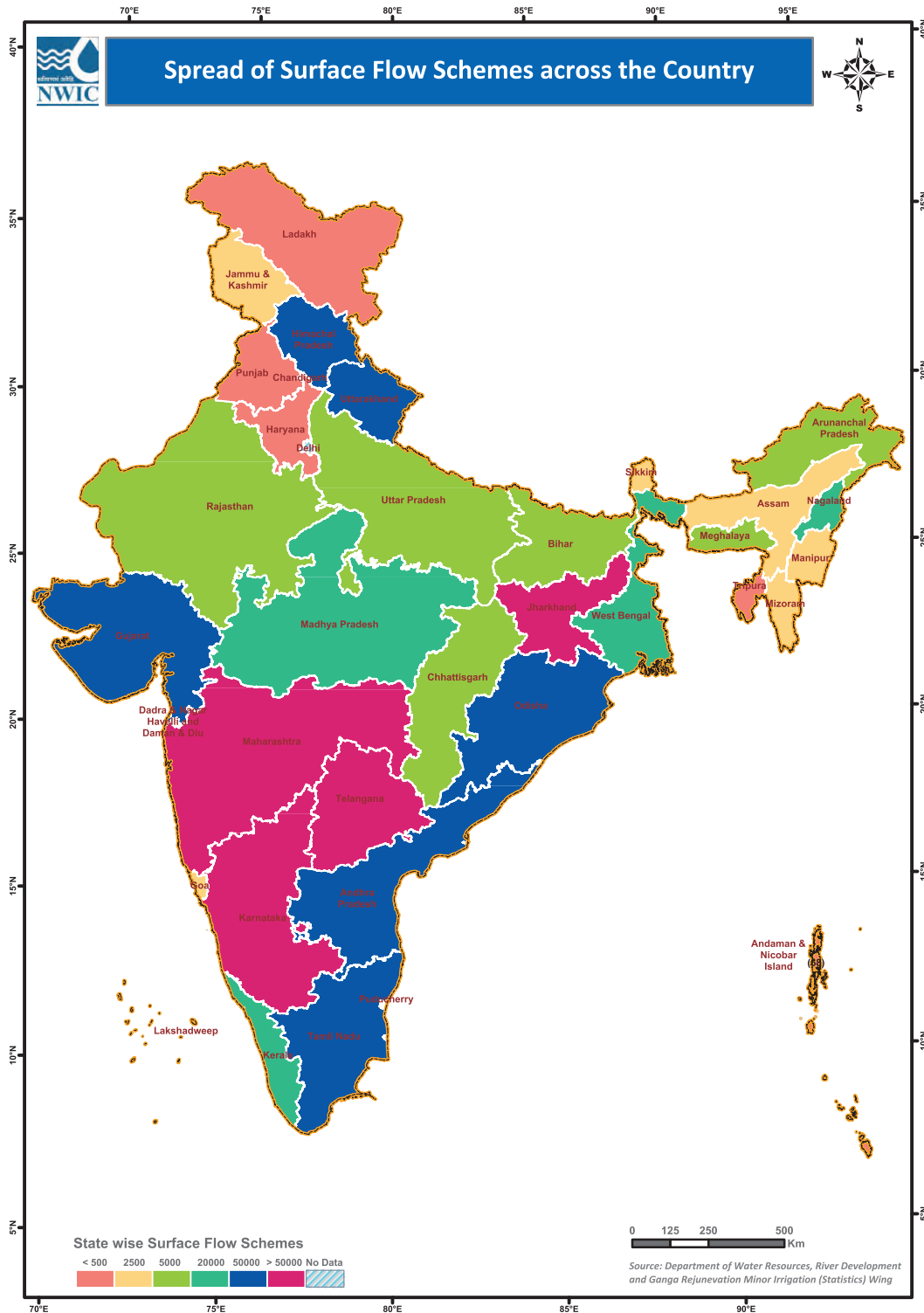


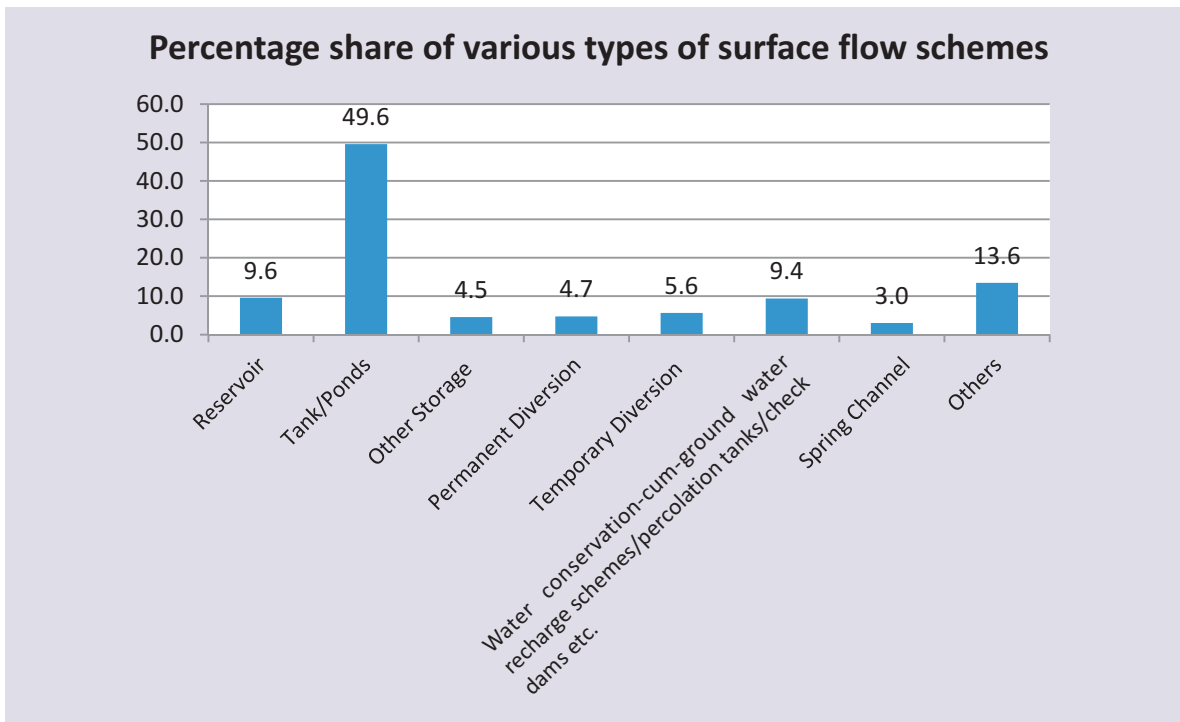
In the deep tubewells, which are 'in use', around 86.3% are functioning without any constraint in utilisation of potential. Out of remaining 13.7% deep tubewells having constraint in utilisation, reason of 'less discharge of water' is dominant (54.8%) followed by 'mechanical break down' (17.9%).



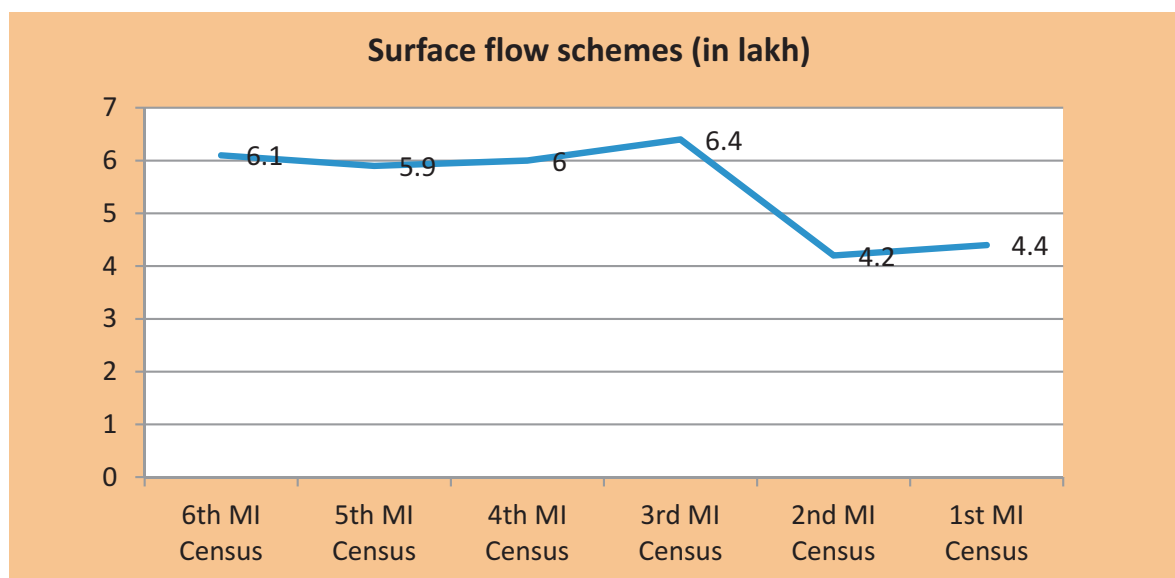
### 5.3.5 Surface Flow schemes:

There are total of 0.61 million surface flow schemes the country irrigating 4.0 million ha of land. Majority of these surface flow schemes are located in Maharashtra, Karnataka, Jharkhand, Telangana, Andhra Pradesh, Tamil Nadu and Uttarakhand. In surface flow schemes, tanks/ponds have largest share of 49.6%.



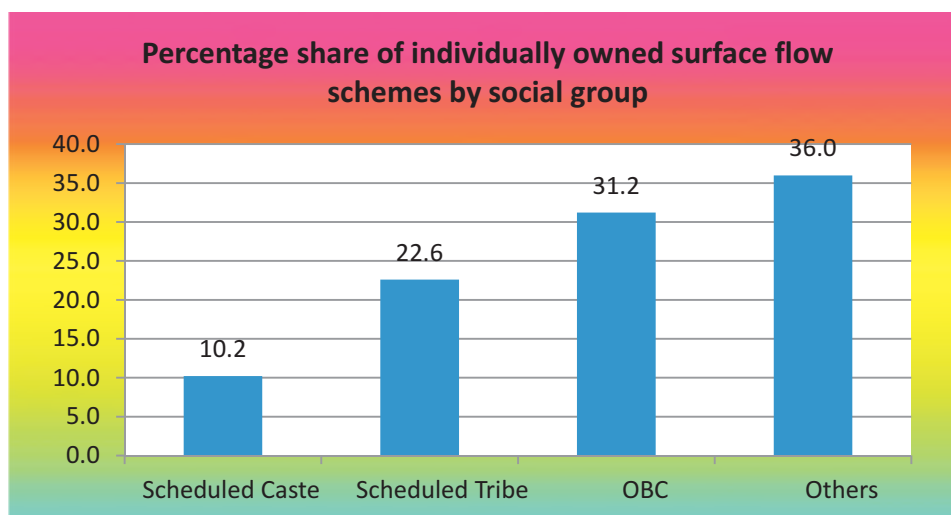


The number of surface flow schemes over the years in the country is depicted in the chart given below:

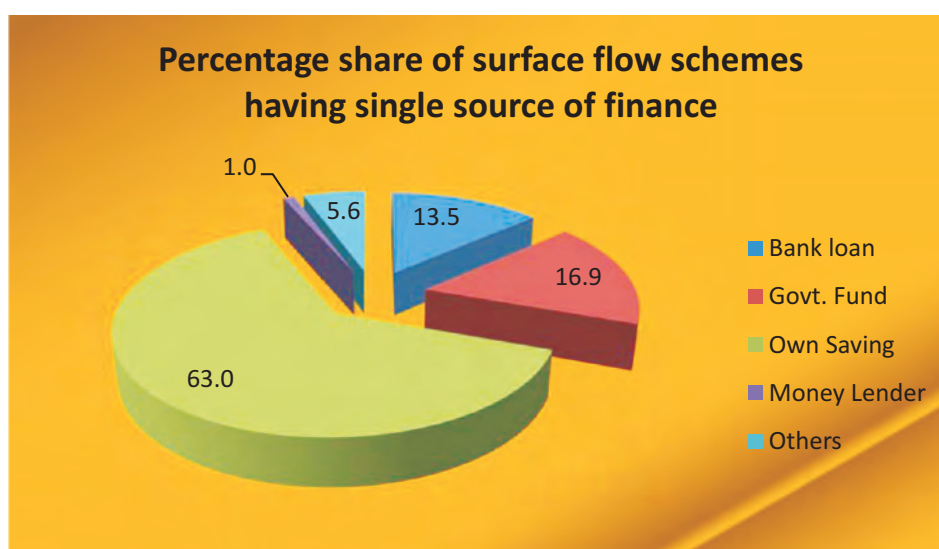


Surface flow schemes are largely in public ownership (55.1%) whereas 44.9% are owned by private entities. In public owned surface flow schemes, majority (67.0%) are Government owned followed by panchayat (24.1%) and rest (8.9%) are owned by cooperatives and others. In privately owned surface flow schemes, majority (78.3%) is owned by individual farmers and only 21.7% are owned by group of farmers. Marginal and small farmers have the largest share in ownership of surface flow schemes (69%). As per the social status of the farmers owning surface flow schemes, about 36.0% schemes belong to Others followed by Other Backward Castes (OBCs) (31.2%), Scheduled Tribe (22.6%) and Scheduled Caste (10.2%).

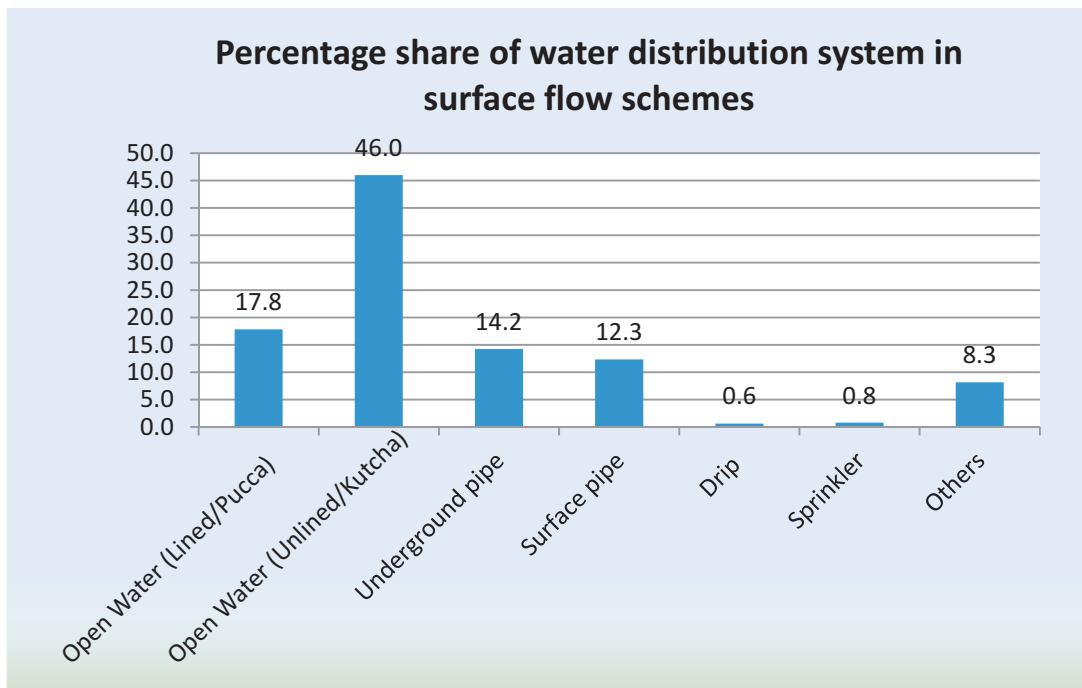




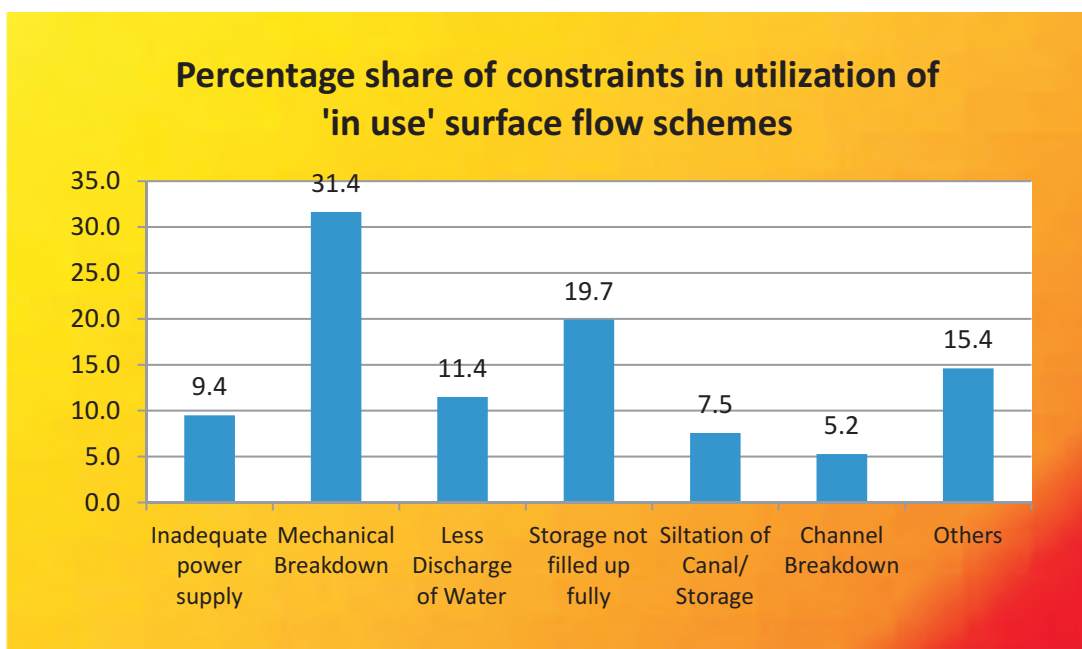
In individually owned surface flow schemes, 73.3% are financed by single source of finance and 26.7% are having more than one source of finance. In single source of finance, majority of individually owned surface flow schemes (63%) are financed by own saving only followed by Government fund (16.9%) and Bank loan (13.5%) which is also shown in the chart given below.



According to water distribution system, open water channel (unlined/kutchra) is dominant (46%) followed by open water channel (lined/pucca) (17.8%), underground pipe (14.2%) and surface pipe (12.3%).

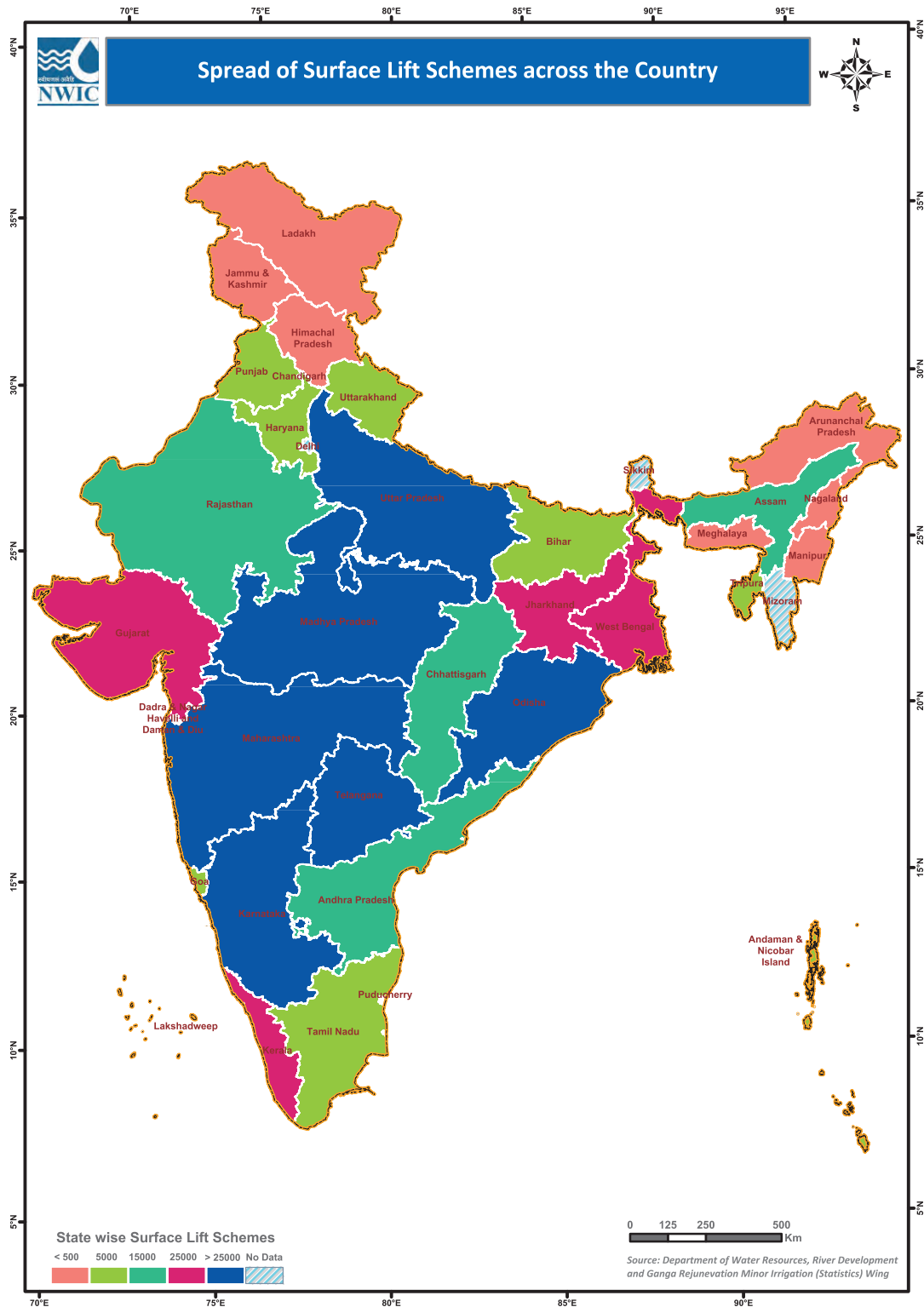


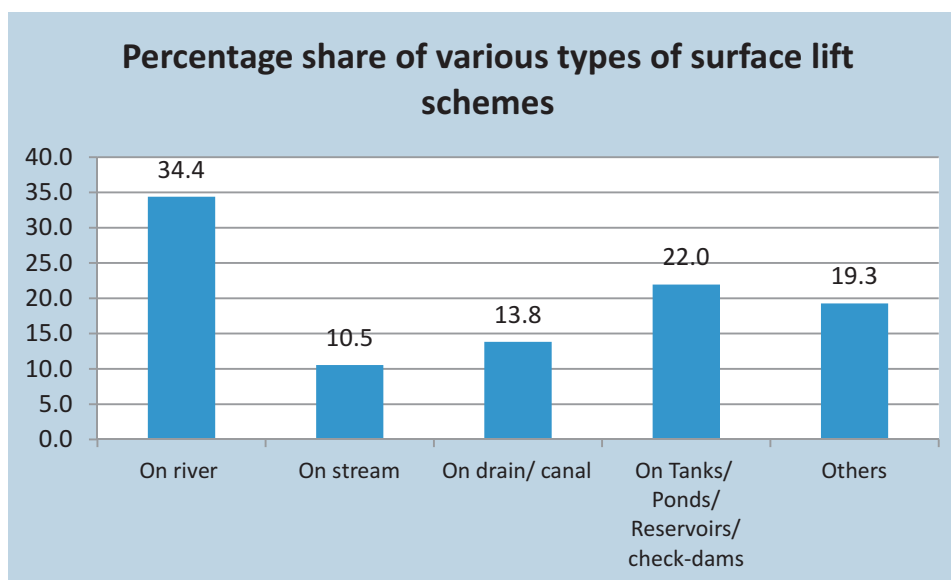
In surface flow schemes, which are 'in use', around 78.6% schemes are functioning without any constraint in utilisation of potential. Out of remaining 21.4% surface flow schemes having constraint in utilisation, the predominant reasons for underutilization are mechanical breakdown (31.4%) followed by 'storage not filled up fully' (19.7%).



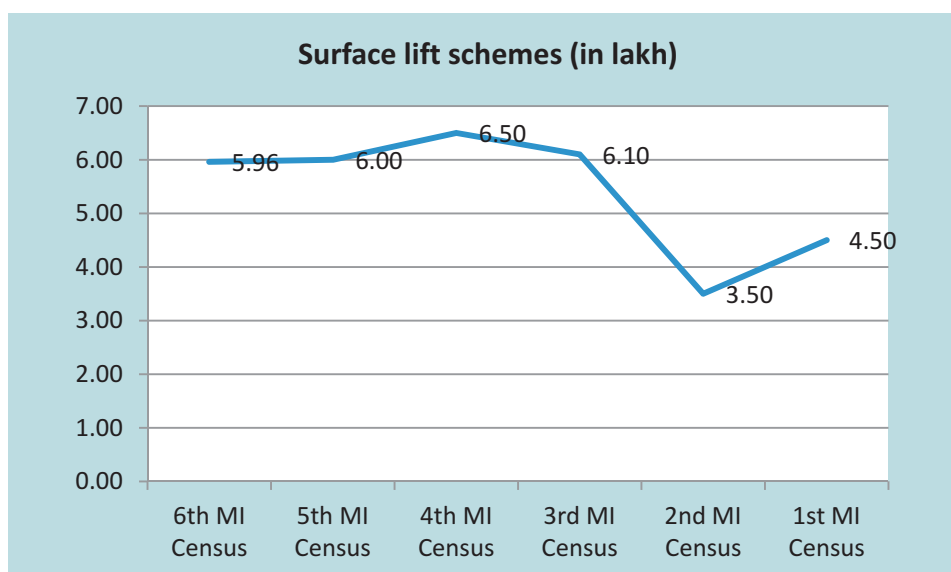
### 5.3.6 Surface Lift schemes:

There are total of 0.60 million surface flow schemes in the country irrigating 2.0 million hectares of land. Majority of these surface lift schemes are located in Maharashtra, Odisha, Karnataka, Telangana, Madhya Pradesh and Uttar Pradesh. Majority of surface lift schemes are located on river (34.4%) followed by 'tanks/ ponds/ reservoirs/ check dams' (22%).

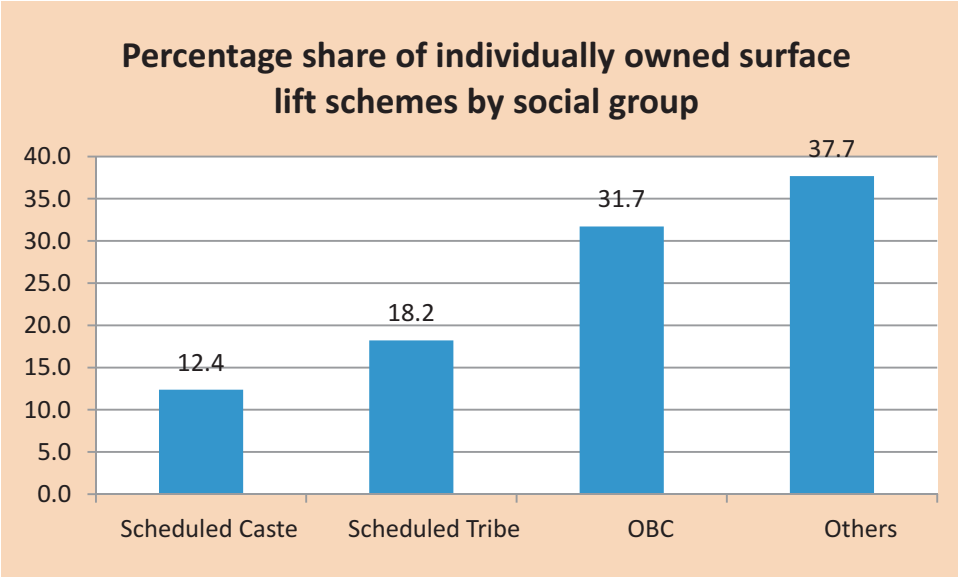




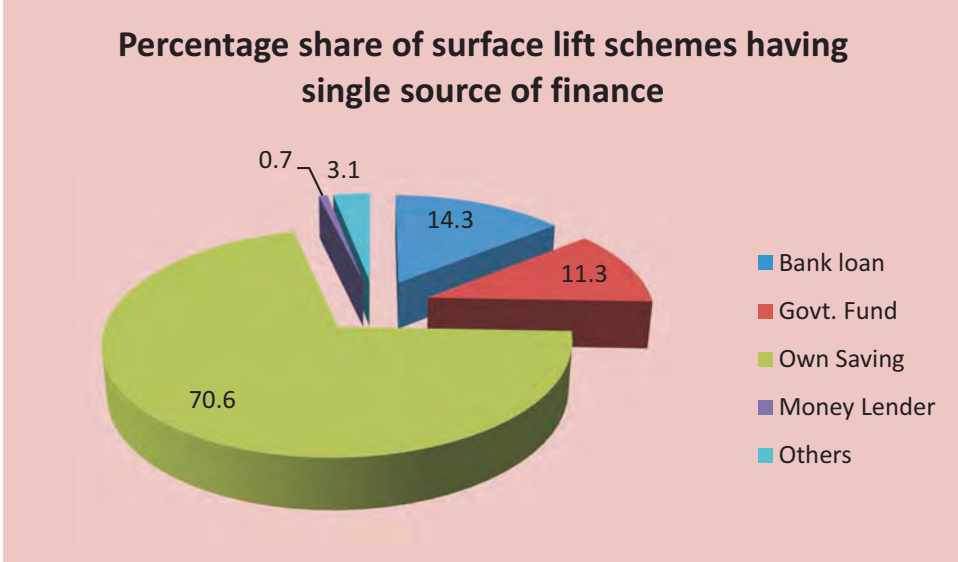
The number of surface lift schemes over the years in the country is depicted in the chart given below:



Surface lift schemes are dominantly owned by private entities (83.9%). Out of these, about 90.8% surface lift schemes are owned by individual farmers and only 9.2% are owned by group of farmers. Marginal and small farmers have the largest share in ownership of surface lift schemes (70.6%). As per the social status of the farmers owning surface lift schemes, 37.7% schemes belong to 'Others' social group followed by Other Backward Castes (OBCs) (31.7%), Scheduled Tribe (18.2%) and Scheduled Caste (12.4%).



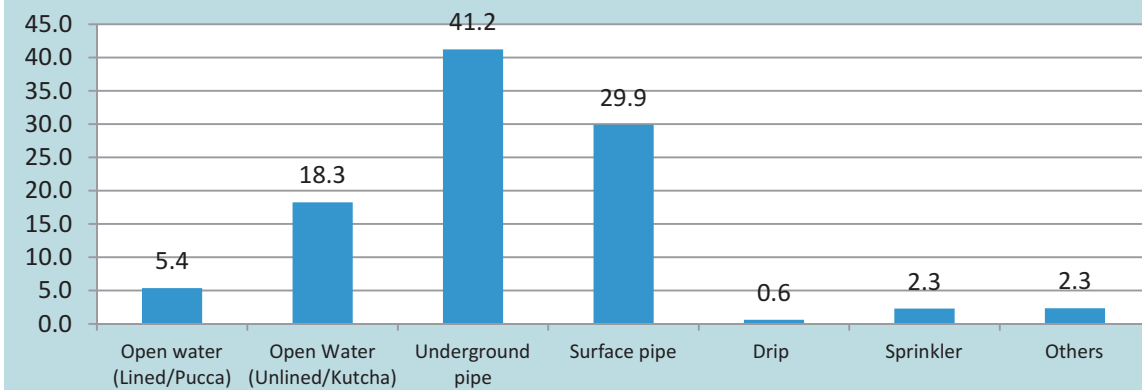
In individually owned surface lift schemes, 73.4% are financed by single source of finance and 26.6% are having more than one source of finance. In single source of finance, majority of schemes (70.6%) are financed by own saving only followed by Bank loan (14.3%) and Government fund (11.3%).



51.5% of surface lift schemes have centrifugal pumps followed by submersible pumps (39%) for lifting the water. Among all the sources of energy, electricity is dominating (70.2%) followed by diesel (25.4%).


According to water distribution system, underground pipe is dominant (41.2) followed by surface pipe (29.9%) and open water channel (unlined/kutchha) (18.3%).

### Percentage share of water distribution system in surface lift schemes



In surface lift schemes, which are 'in use', 72.6% are functioning without any constraint in utilisation of potential. Out of remaining 27.4% surface lift schemes, mechanical breakdown(68.9%) is reported as the main reason for underutilisation.

### Percentage share of constraints in utilization of 'in use' surface lift schemes



**Integrated  
and  
Scheme wise all Tables**





**MINOR IRRIGATION CENSUS (2017-18)**  
**TABLE I(A): MINOR IRRIGATION SCHEMES AT A GLANCE**

| S.No. | State                     | No. of Districts | No. of Blocks | No. of Villages | Total Number of Schemes |                      |                     |                   |                      |                     |                     |                    |         |  | Grand Total (10+13) |
|-------|---------------------------|------------------|---------------|-----------------|-------------------------|----------------------|---------------------|-------------------|----------------------|---------------------|---------------------|--------------------|---------|--|---------------------|
|       |                           |                  |               |                 | Ground Water            |                      |                     |                   |                      | Surface Water       |                     |                    |         |  |                     |
|       |                           |                  |               |                 | Dugwell (6)             | Shallow Tubewell (7) | Medium Tubewell (8) | Deep Tubewell (9) | Total (6+7+8+9) (10) | S. Flow Scheme (11) | S. Lift Scheme (12) | Total (11+12) (13) | (14)    |  |                     |
| (1)   | (2)                       | (3)              | (4)           | (5)             | (6)                     | (7)                  | (8)                 | (9)               | (10)                 | (11)                | (12)                | (13)               | (14)    |  |                     |
| 1     | ANDAMAN & NICOBAR ISLANDS | 3                | 9             | 362             | 2429                    | 40                   | 0                   | 0                 | 2469                 | 68                  | 3429                | 3497               | 5966    |  |                     |
| 2     | ANDHRA PRADESH            | 13               | 666           | 17397           | 171301                  | 198162               | 237713              | 525593            | 1132769              | 47590               | 10605               | 58195              | 1190964 |  |                     |
| 3     | ARUNACHAL PRADESH         | 20               | 78            | 4936            | 25                      | 18                   | 2                   | 5                 | 50                   | 3374                | 2                   | 3376               | 3426    |  |                     |
| 4     | ASSAM                     | 33               | 246           | 26397           | 38                      | 151095               | 369                 | 674               | 152176               | 2083                | 7570                | 9653               | 161829  |  |                     |
| 5     | BIHAR                     | 38               | 534           | 45078           | 15926                   | 183878               | 455650              | 35777             | 691231               | 4545                | 4859                | 9404               | 700635  |  |                     |
| 6     | CHANDIGARH                | 1                | 1             | 13              | 0                       | 0                    | 0                   | 30                | 30                   | 0                   | 0                   | 0                  | 30      |  |                     |
| 7     | CHHATISGARH               | 27               | 150           | 20292           | 31414                   | 27875                | 156944              | 117354            | 333587               | 4245                | 12090               | 16335              | 349922  |  |                     |
| 8     | GOA                       | 2                | 12            | 418             | 3932                    | 71                   | 21                  | 7                 | 4031                 | 1030                | 1072                | 2102               | 6133    |  |                     |
| 9     | GUJARAT                   | 33               | 247           | 18490           | 382286                  | 303245               | 390256              | 279040            | 1354827              | 24117               | 17141               | 41258              | 1396085 |  |                     |
| 10    | HARYANA                   | 22               | 93            | 7041            | 1005                    | 20892                | 49495               | 148073            | 219465               | 98                  | 637                 | 735                | 220200  |  |                     |
| 11    | HIMACHAL PRADESH          | 12               | 169           | 21194           | 431                     | 5255                 | 3600                | 1405              | 10691                | 21689               | 297                 | 21986              | 32677   |  |                     |
| 12    | JAMMU & KASHMIR           | 22               | 218           | 7071            | 4725                    | 4766                 | 318                 | 661               | 10470                | 2541                | 101                 | 2642               | 13112   |  |                     |
| 13    | JHARKHAND                 | 24               | 260           | 32689           | 160077                  | 1611                 | 1209                | 520               | 163417               | 71961               | 17285               | 89246              | 252663  |  |                     |
| 14    | KARNATAKA                 | 30               | 176           | 29700           | 134603                  | 115123               | 696702              | 330824            | 1277252              | 75073               | 52890               | 127963             | 1405215 |  |                     |
| 15    | KERALA                    | 14               | 245           | 1034            | 52135                   | 3146                 | 5301                | 1871              | 62453                | 8269                | 21852               | 30121              | 92574   |  |                     |
| 16    | MADHYA PRADESH            | 52               | 737           | 56806           | 1336682                 | 419460               | 243781              | 232720            | 2232643              | 19557               | 33093               | 52650              | 2285293 |  |                     |
| 17    | MAHARASHTRA               | 36               | 353           | 43945           | 2749088                 | 131100               | 174194              | 179583            | 3233965              | 99621               | 239278              | 338899             | 3572864 |  |                     |
| 18    | MANIPUR                   | 9                | 38            | 2675            | 0                       | 0                    | 0                   | 0                 | 0                    | 774                 | 197                 | 971                | 971     |  |                     |
| 19    | MEGHALAYA                 | 11               | 46            | 6703            | 149                     | 803                  | 0                   | 5                 | 957                  | 4493                | 3                   | 4496               | 5453    |  |                     |
| 20    | MIZORAM                   | 8                | 29            | 830             | 34                      | 4                    | 23                  | 0                 | 61                   | 2419                | 0                   | 2419               | 2480    |  |                     |

| S.No. | State         | No. of Districts | No. of Blocks | No. of Villages | Total Number of Schemes |                  |                 |               |                 |                |                |               |          |  | Grand Total (10+13) |
|-------|---------------|------------------|---------------|-----------------|-------------------------|------------------|-----------------|---------------|-----------------|----------------|----------------|---------------|----------|--|---------------------|
|       |               |                  |               |                 | Ground Water            |                  |                 |               |                 | Surface Water  |                |               |          |  |                     |
|       |               |                  |               |                 | Dugwell                 | Shallow Tubewell | Medium Tubewell | Deep Tubewell | Total (6+7+8+9) | S. Flow Scheme | S. Lift Scheme | Total (11+12) |          |  |                     |
| (1)   | (2)           | (3)              | (4)           | (5)             | (6)                     | (7)              | (8)             | (9)           | (10)            | (11)           | (12)           | (13)          | (14)     |  |                     |
| 21    | NAGALAND      | 11               | 74            | 1114            | 12                      | 10               | 3               | 10            | 35              | 19374          | 46             | 19420         | 19455    |  |                     |
| 22    | ODISHA        | 30               | 314           | 50065           | 265554                  | 42443            | 46550           | 61434         | 415981          | 30701          | 63899          | 94600         | 510581   |  |                     |
| 23    | PUDUCHERRY    | 3                | 14            | 123             | 37                      | 625              | 1828            | 1341          | 3831            | 705            | 0              | 705           | 4536     |  |                     |
| 24    | PUNJAB        | 22               | 139           | 12940           | 0                       | 181189           | 418938          | 573630        | 1173757         | 324            | 1408           | 1732          | 1175489  |  |                     |
| 25    | RAJASTHAN     | 33               | 323           | 46246           | 834841                  | 21417            | 140380          | 478286        | 1474924         | 2674           | 13475          | 16149         | 1491073  |  |                     |
| 26    | SIKKIM        | 4                | 414           | 1037            | 0                       | 0                | 0               | 0             | 0               | 1566           | 0              | 1566          | 1566     |  |                     |
| 27    | TAMIL NADU    | 32               | 385           | 17440           | 1577198                 | 89026            | 110660          | 293934        | 2070818         | 39711          | 4380           | 44091         | 2114909  |  |                     |
| 28    | TELENGANA     | 31               | 568           | 10805           | 457784                  | 76790            | 677156          | 367519        | 1579249         | 62753          | 37866          | 100619        | 1679868  |  |                     |
| 29    | TRIPURA       | 8                | 58            | 1178            | 4                       | 1009             | 1468            | 266           | 2747            | 360            | 2166           | 2526          | 5273     |  |                     |
| 30    | UTTARAKHAND   | 13               | 95            | 16082           | 411                     | 44838            | 5003            | 1739          | 51991           | 37860          | 613            | 38473         | 90464    |  |                     |
| 31    | UTTAR PRADESH | 75               | 821           | 106402          | 85224                   | 3333679          | 418316          | 106883        | 3944102         | 4425           | 27790          | 32215         | 3976317  |  |                     |
| 32    | WEST BENGAL   | 23               | 342           | 40891           | 11080                   | 227536           | 82266           | 11063         | 331945          | 17059          | 21937          | 38996         | 370941   |  |                     |
|       | <b>Total</b>  | 695              | 7854          | 647394          | 8278425                 | 5585106          | 4318146         | 3750247       | 21931924        | 611059         | 595981         | 1207040       | 23138964 |  |                     |

**TABLE I (B): MINOR IRRIGATION SCHEMES FOR RECHARGE OF GROUND WATER ONLY**

| S.No | State                     | No. of Districts | No. of Blocks | No. of Villages | Total Number of GROUND WATER RECHARGE Schemes |                  |                 |               |                 |                |                |               |        |     |                     |
|------|---------------------------|------------------|---------------|-----------------|---|------------------|-----------------|---------------|-----------------|----------------|----------------|---------------|--------|-----|---------------------|
|      |                           |                  |               |                 | Ground Water                                  |                  |                 |               |                 | Surface Water  |                |               |        |     | Grand Total (10+13) |
|      |                           |                  |               |                 | Dugwell                                       | Shallow Tubewell | Medium Tubewell | Deep Tubewell | Total (6+7+8+9) | S. Flow Scheme | S. Lift Scheme | Total (11+12) |        |     |                     |
| (1)  | (2)                       | (3)              | (4)           | (5)             | (6)   | (7)              | (8)             | (9)           | (10)            | (11)           | (12)           | (13)          | (14)   |     |                     |
| 1    | ANDAMAN & NICOBAR ISLANDS | 3                | 9             | 362             | 192   | 0                | 0               | 0             | 0               | 192            | 4              | 156           | 160    | 352 |                     |
| 2    | ANDHRA PRADESH            | 13               | 666           | 17397           | 29  | 11               | 10              | 153           | 203             | 421            | 29             | 450           | 653    |     |                     |
| 3    | ARUNACHAL PRADESH         | 20               | 78            | 4936            | 0   | 0                | 0               | 0             | 0               | 0              | 0              | 0             | 0      |     |                     |
| 4    | ASSAM                     | 33               | 246           | 26397           | 0   | 36               | 0               | 0             | 36              | 3              | 0              | 3             | 39     |     |                     |
| 5    | BIHAR                     | 38               | 534           | 45078           | 2953  | 20624            | 115274          | 4562          | 143413          | 899            | 1947           | 2846          | 146259 |     |                     |
| 6    | CHANDIGARH                | 1                | 1             | 13              | 0   | 0                | 0               | 0             | 0               | 0              | 0              | 0             | 0      |     |                     |
| 7    | CHHATISGARH               | 27               | 150           | 20292           | 419   | 571              | 2749            | 2291          | 6030            | 245            | 309            | 554           | 6584   |     |                     |
| 8    | GOA                       | 2                | 12            | 418             | 10  | 0                | 0               | 0             | 10              | 10             | 6              | 16            | 26     |     |                     |
| 9    | GUJARAT                   | 33               | 247           | 18490           | 166   | 237              | 577             | 1             | 981             | 23576          | 3              | 23579         | 24560  |     |                     |
| 10   | HARYANA                   | 22               | 93            | 7041            | 10  | 212              | 165             | 238           | 625             | 2              | 29             | 31            | 656    |     |                     |
| 11   | HIMACHAL PRADESH          | 12               | 169           | 21194           | 11  | 2                | 5               | 12            | 30              | 118            | 2              | 120           | 150    |     |                     |
| 12   | JAMMU & KASHMIR           | 22               | 218           | 7071            | 2   | 1                | 0               | 0             | 3               | 1              | 1              | 2             | 5      |     |                     |
| 13   | JHARKHAND                 | 24               | 260           | 32689           | 11619   | 143              | 214             | 23            | 11999           | 9206           | 807            | 10013         | 22012  |     |                     |
| 14   | KARNATAKA                 | 30               | 176           | 29700           | 26817   | 11324            | 117459          | 26361         | 181961          | 22031          | 7933           | 29964         | 211925 |     |                     |
| 15   | KERALA                    | 14               | 245           | 1034            | 187   | 31               | 55              | 6             | 279             | 335            | 173            | 508           | 787    |     |                     |
| 16   | MADHYA PRADESH            | 52               | 737           | 56806           | 12559   | 3507             | 741             | 601           | 17408           | 18578          | 32147          | 50725         | 68133  |     |                     |
| 17   | MAHARASHTRA               | 36               | 353           | 43945           | 130974  | 4285             | 7878            | 6700          | 149837          | 4062           | 9672           | 13734         | 163571 |     |                     |
| 18   | MANIPUR                   | 9                | 38            | 2675            | 0   | 0                | 0               | 0             | 0               | 0              | 0              | 0             | 0      |     |                     |
| 19   | MEGHALAYA                 | 11               | 46            | 6703            | 149   | 2                | 0               | 4             | 155             | 309            | 0              | 309           | 464    |     |                     |
| 20   | MIZORAM                   | 8                | 29            | 830             | 5   | 2                | 5               | 0             | 12              | 0              | 0              | 0             | 12     |     |                     |
| 21   | NAGALAND                  | 11               | 74            | 1114            | 0   | 0                | 0               | 0             | 0               | 353            | 0              | 353           | 353    |     |                     |
| 22   | ODISHA                    | 30               | 314           | 50065           | 7718  | 650              | 1997            | 1106          | 11471           | 318            | 2462           | 2780          | 14251  |     |                     |

| S.No | State         | No. of Districts | No. of Blocks | No. of Villages | Total Number of GROUND WATER RECHARGE Schemes |                      |                     |                   |                      |                     |                     |                    |                     |  |
|------|---------------|------------------|---------------|-----------------|---|----------------------|---------------------|-------------------|----------------------|---------------------|---------------------|--------------------|---------------------|--|
|      |               |                  |               |                 | Ground Water                                  |                      |                     |                   |                      | Surface Water       |                     |                    | Grand Total (10+13) |  |
|      |               |                  |               |                 | Dugwell Tubewell (6)                          | Shallow Tubewell (7) | Medium Tubewell (8) | Deep Tubewell (9) | Total (6+7+8+9) (10) | S. Flow Scheme (11) | S. Lift Scheme (12) | Total (11+12) (13) |                     |  |
| (1)  | (2)           | (3)              | (4)           | (5)             | (6)   | (7)                  | (8)                 | (9)               | (10)                 | (11)                | (12)                | (13)               | (14)                |  |
| 23   | PUDUCHERRY    | 3                | 14            | 123             | 0   | 5                    | 0                   | 4                 | 9                    | 7                   | 0                   | 7                  | 16                  |  |
| 24   | PUNJAB        | 22               | 139           | 12940           | 0   | 67                   | 163                 | 115               | 345                  | 11                  | 21                  | 32                 | 377                 |  |
| 25   | RAJASTHAN     | 33               | 323           | 46246           | 2926  | 34                   | 516                 | 836               | 4312                 | 108                 | 182                 | 290                | 4602                |  |
| 26   | SIKKIM        | 4                | 414           | 1037            | 0   | 0                    | 0                   | 0                 | 0                    | 0                   | 0                   | 0                  | 0                   |  |
| 27   | TAMIL NADU    | 32               | 385           | 17440           | 256989  | 14315                | 21263               | 40348             | 332915               | 18300               | 2488                | 20788              | 353703              |  |
| 28   | TELENGANA     | 31               | 568           | 10805           | 12451   | 2776                 | 17776               | 6228              | 39231                | 28461               | 1466                | 29927              | 69158               |  |
| 29   | TRIPURA       | 8                | 58            | 1178            | 0   | 0                    | 0                   | 0                 | 0                    | 0                   | 0                   | 0                  | 0                   |  |
| 30   | UTTARAKHAND   | 13               | 95            | 16082           | 0   | 57                   | 2                   | 0                 | 59                   | 372                 | 13                  | 385                | 444                 |  |
| 31   | UTTAR PRADESH | 75               | 821           | 106402          | 3530  | 21615                | 1613                | 1726              | 28484                | 1082                | 5425                | 6507               | 34991               |  |
| 32   | WEST BENGAL   | 23               | 342           | 40891           | 0   | 180                  | 1639                | 310               | 2129                 | 155                 | 396                 | 551                | 2680                |  |
|      | <b>Total</b>  | 695              | 7854          | 647394          | 469716  | 80687                | 290101              | 91625             | 932129               | 128967              | 65667               | 194634             | 1126763             |  |

**TABLE II (A): MINOR IRRIGATION SCHEMES, CCA AND IRRIGATION POTENTIAL IN ALL SCHEMES**

| S.No. | State                     | Ground Water    |                    |                    |                    |                |                   | Surface Water     |                   |                 |                    |                    |                    | Total |      |      |      |
|-------|---------------------------|-----------------|--------------------|--------------------|--------------------|----------------|-------------------|-------------------|-------------------|-----------------|--------------------|--------------------|--------------------|-------|------|------|------|
|       |                           | (Nos)           | CCA                | IPC                | IPU                | (Nos)          | CCA               | IPC               | IPU               | (Nos)           | CCA                | IPC                | IPU                | (Nos) | CCA  | IPC  | IPU  |
|       |                           | (3)             | (4)                | (5)                | (6)                | (7)            | (8)               | (9)               | (10)              | (11)            | (12)               | (13)               | (14)               | (11)  | (12) | (13) | (14) |
| 1     | ANDAMAN & NICOBAR ISLANDS | 2469            | 2403.58            | 2676.69            | 1192.40            | 3497           | 4268.08           | 4951.89           | 2532.52           | 5966            | 6671.66            | 7628.58            | 3724.92            |       |      |      |      |
| 2     | ANDHRA PRADESH            | 1132769         | 1313196.32         | 1691470.19         | 1354787.05         | 58195          | 905385.14         | 1084772.43        | 636712.79         | 1190964         | 2218581.46         | 2776242.62         | 1991499.84         |       |      |      |      |
| 3     | ARUNACHAL PRADESH         | 50              | 1496.00            | 1779.50            | 826.00             | 3376           | 33811.18          | 39274.21          | 20682.67          | 3426            | 35307.18           | 41063.71           | 21508.67           |       |      |      |      |
| 4     | ASSAM                     | 152176          | 211934.41          | 269609.16          | 197605.60          | 9653           | 302448.49         | 387164.18         | 137744.74         | 161829          | 514382.90          | 656773.34          | 335350.34          |       |      |      |      |
| 5     | BIHAR                     | 691231          | 4399150.50         | 5696870.50         | 4485157.73         | 9404           | 115900.02         | 152532.95         | 107722.95         | 700635          | 4515050.52         | 5849403.45         | 4592880.68         |       |      |      |      |
| 6     | CHANDIGARH                | 30              | 1040.11            | 1771.94            | 1768.94            | 0              | 0.00              | 0.00              | 0.00              | 30              | 1040.11            | 1771.94            | 1768.94            |       |      |      |      |
| 7     | CHHATTISGARH              | 333587          | 714177.04          | 959939.87          | 782959.45          | 16335          | 93732.14          | 103846.42         | 72926.97          | 349922          | 807909.18          | 1063786.29         | 855886.42          |       |      |      |      |
| 8     | GOA                       | 4031            | 3165.38            | 3180.14            | 3037.37            | 2102           | 4429.57           | 4430.00           | 4082.68           | 6133            | 7594.95            | 7610.14            | 7120.05            |       |      |      |      |
| 9     | GUJARAT                   | 1354827         | 2605918.27         | 4083453.12         | 3541913.10         | 41258          | 45797.52          | 53727.62          | 47023.86          | 1396085         | 2651715.79         | 4137180.74         | 3588936.96         |       |      |      |      |
| 10    | HARYANA                   | 219465          | 963433.25          | 1853306.56         | 1818238.73         | 735            | 2395.69           | 4678.58           | 4604.18           | 220200          | 965828.94          | 1857985.14         | 1822842.91         |       |      |      |      |
| 11    | HIMACHAL PRADESH          | 10691           | 37860.43           | 63633.55           | 57011.61           | 21986          | 84897.52          | 140606.11         | 120597.26         | 32677           | 122757.95          | 204239.66          | 177608.87          |       |      |      |      |
| 12    | JAMMU & KASHMIR           | 10470           | 10838.60           | 20621.61           | 19536.56           | 2642           | 161284.53         | 212523.44         | 202192.74         | 13112           | 172123.13          | 233145.05          | 221729.30          |       |      |      |      |
| 13    | JHARKHAND                 | 163417          | 253299.29          | 281814.88          | 219630.00          | 89246          | 312123.15         | 339845.55         | 246880.07         | 252663          | 565422.44          | 621660.43          | 466510.07          |       |      |      |      |
| 14    | KARNATAKA                 | 127252          | 2028493.01         | 2390204.39         | 2343664.72         | 127963         | 245023.89         | 291667.65         | 285737.86         | 1405215         | 2273516.90         | 2681872.04         | 2629402.58         |       |      |      |      |
| 15    | KERALA                    | 62453           | 33883.37           | 35345.91           | 34449.45           | 30121          | 138320.17         | 146264.64         | 140549.90         | 92574           | 172203.54          | 181610.55          | 174999.35          |       |      |      |      |
| 16    | MADHYA PRADESH            | 2232643         | 6549982.40         | 7641031.47         | 7202256.76         | 52650          | 239479.28         | 255519.63         | 225539.60         | 2285293         | 6789461.68         | 7896551.10         | 7427796.36         |       |      |      |      |
| 17    | MAHARASHTRA               | 3233965         | 6094421.17         | 6593449.42         | 6056648.67         | 338899         | 948426.56         | 1085682.10        | 919123.35         | 3572864         | 7042847.73         | 7679131.52         | 6975772.02         |       |      |      |      |
| 18    | MANIPUR                   | 0               | 0.00               | 0.00               | 0.00               | 971            | 19018.00          | 21437.00          | 18450.00          | 971             | 19018.00           | 21437.00           | 18450.00           |       |      |      |      |
| 19    | MEGHALAYA                 | 957             | 1399.10            | 2322.10            | 2033.50            | 4496           | 65506.49          | 76037.77          | 63741.86          | 5453            | 66905.59           | 78359.87           | 65775.36           |       |      |      |      |
| 20    | MIZORAM                   | 61              | 19.75              | 20.40              | 0.80               | 2419           | 17095.54          | 26666.69          | 11590.96          | 2480            | 17115.29           | 26687.09           | 11591.76           |       |      |      |      |
| 21    | NAGALAND                  | 35              | 217.00             | 244.00             | 125.00             | 19420          | 88617.07          | 91174.37          | 57393.26          | 19455           | 88834.07           | 91418.37           | 57518.26           |       |      |      |      |
| 22    | ODISHA                    | 415981          | 668350.97          | 936234.77          | 617213.41          | 94600          | 732425.65         | 948009.67         | 584381.86         | 510581          | 1400776.62         | 1884244.44         | 1201595.27         |       |      |      |      |
| 23    | PUDUCHERRY                | 3831            | 4786.27            | 8326.80            | 8274.64            | 705            | 11779.96          | 14765.94          | 14587.68          | 4536            | 16566.23           | 23092.74           | 22862.32           |       |      |      |      |
| 24    | PUNJAB                    | 1173757         | 3310074.70         | 6557754.87         | 5963120.39         | 1732           | 7815.09           | 14636.71          | 14241.27          | 1175489         | 3317889.79         | 6572391.58         | 5977361.66         |       |      |      |      |
| 25    | RAJASTHAN                 | 1474924         | 6791064.95         | 7777279.90         | 6905666.15         | 16149          | 177313.28         | 189943.01         | 134565.52         | 1491073         | 6968378.23         | 7967222.91         | 7040231.67         |       |      |      |      |
| 26    | SIKKIM                    | 0               | 0.00               | 0.00               | 0.00               | 1566           | 17678.16          | 22736.48          | 17012.08          | 1566            | 17678.16           | 22736.48           | 17012.08           |       |      |      |      |
| 27    | TAMIL NADU                | 2070818         | 5484641.61         | 5958001.96         | 5341389.39         | 44091          | 474578.52         | 505175.67         | 383716.62         | 2114909         | 5959220.13         | 6463177.63         | 5725106.01         |       |      |      |      |
| 28    | TELENGANA                 | 1579249         | 1623547.65         | 2553032.18         | 2238108.94         | 100619         | 657525.44         | 953301.00         | 650374.35         | 1679868         | 2281073.09         | 3506333.18         | 2888483.29         |       |      |      |      |
| 29    | TRIPURA                   | 2747            | 9487.53            | 16718.76           | 13594.24           | 2526           | 63654.96          | 109918.56         | 86442.30          | 5273            | 73142.49           | 126637.32          | 100036.54          |       |      |      |      |
| 30    | UTTARAKHAND               | 51991           | 197373.78          | 342840.46          | 318407.29          | 38473          | 250479.86         | 386690.60         | 308894.91         | 90464           | 447853.64          | 729531.06          | 627002.20          |       |      |      |      |
| 31    | UTTAR PRADESH             | 3944102         | 18121798.82        | 22466781.98        | 18131150.59        | 32215          | 211034.98         | 265558.62         | 209261.50         | 3976317         | 18332833.80        | 22732340.60        | 18340412.09        |       |      |      |      |
| 32    | WEST BENGAL               | 331945          | 1299740.65         | 2244013.52         | 1932939.42         | 38996          | 289651.20         | 454100.51         | 316136.31         | 370941          | 1589391.85         | 2698114.03         | 2249075.73         |       |      |      |      |
|       | <b>Total</b>              | <b>21931924</b> | <b>62737195.91</b> | <b>80453730.60</b> | <b>69592707.90</b> | <b>1207040</b> | <b>6721897.13</b> | <b>8387640.00</b> | <b>6045144.62</b> | <b>23138964</b> | <b>69459093.04</b> | <b>88841370.60</b> | <b>75637852.52</b> |       |      |      |      |

**TABLE II (B): MINOR IRRIGATION SCHEMES IN USE, CCA AND IRRIGATION POTENTIAL**

| S.No. | State                     | Ground Water |            |            | Surface Water |        |           | Total        |           |         |            |            |            |
|-------|---------------------------|--------------|------------|------------|---------------|--------|-----------|--------------|-----------|---------|------------|------------|------------|
|       |                           | In Use (Nos) | CCA        | IPU        | In Use (Nos)  | CCA    | IPU       | In Use (Nos) | CCA       | IPU     |            |            |            |
| (1)   | (2)                       | (3)          | (4)        | (5)        | (6)           | (7)    | (8)       | (9)          | (10)      | (11)    | (12)       | (13)       | (14)       |
| 1     | ANDAMAN & NICOBAR ISLANDS | 2287         | 2295.01    | 2566.02    | 1156.86       | 3318   | 4118.82   | 4785.79      | 2513.84   | 5605    | 6413.83    | 7351.81    | 3670.70    |
| 2     | ANDHRA PRADESH            | 929378       | 1113569.65 | 1440060.03 | 1282789.75    | 46547  | 744035.13 | 874546.99    | 612924.01 | 975925  | 1857604.78 | 2314607.02 | 1895713.76 |
| 3     | ARUNACHAL PRADESH         | 21           | 672.00     | 762.00     | 690.00        | 2496   | 22681.16  | 25743.62     | 18439.74  | 2517    | 23353.16   | 26505.62   | 19129.74   |
| 4     | ASSAM                     | 148388       | 199961.85  | 256392.74  | 193188.79     | 9084   | 249654.09 | 320343.17    | 128397.10 | 157472  | 449615.94  | 576735.91  | 321585.89  |
| 5     | BIHAR                     | 684180       | 4363986.58 | 5688679.13 | 4457230.84    | 9042   | 108406.12 | 141168.35    | 106551.15 | 693222  | 4472392.70 | 5799847.48 | 4563781.99 |
| 6     | CHANDIGARH                | 30           | 1040.11    | 1771.94    | 1768.94       | 0      | 0.00      | 0.00         | 0.00      | 30      | 1040.11    | 1771.94    | 1768.94    |
| 7     | CHHATTISGARH              | 332369       | 712399.91  | 957680.69  | 782369.48     | 15987  | 92536.50  | 102543.37    | 72630.37  | 348356  | 804936.41  | 1060224.06 | 854999.85  |
| 8     | GOA                       | 3943         | 3134.12    | 3148.88    | 3017.42       | 2074   | 4301.67   | 4302.10      | 4078.59   | 6017    | 7435.79    | 7450.98    | 7096.01    |
| 9     | GUJARAT                   | 1340589      | 2571456.58 | 4028783.41 | 3506462.22    | 41255  | 45794.52  | 53723.87     | 47020.79  | 1381844 | 2617251.10 | 4082507.28 | 3533483.01 |
| 10    | HARYANA                   | 219316       | 960787.45  | 1850212.96 | 1815216.13    | 717    | 2355.49   | 4600.18      | 4598.18   | 220033  | 963142.94  | 1854813.14 | 1819814.31 |
| 11    | HIMACHAL PRADESH          | 10634        | 37733.52   | 63399.08   | 56898.41      | 21228  | 81822.92  | 136053.38    | 118236.12 | 31862   | 119556.44  | 199452.46  | 175134.53  |
| 12    | JAMMU & KASHMIR           | 10461        | 10830.05   | 20608.56   | 19529.96      | 2636   | 161277.53 | 212516.44    | 202192.74 | 13097   | 172107.58  | 233125.00  | 221722.70  |
| 13    | JHARKHAND                 | 161312       | 251820.07  | 280115.96  | 218560.71     | 86163  | 303991.74 | 331130.74    | 242515.35 | 247475  | 555811.81  | 611246.70  | 461076.06  |
| 14    | KARNATAKA                 | 1273203      | 2025570.84 | 2386501.63 | 2341514.49    | 126343 | 242035.36 | 288173.90    | 283700.22 | 1399546 | 2267606.20 | 2674675.53 | 2625214.71 |
| 15    | KERALA                    | 62200        | 33733.08   | 35189.10   | 34321.09      | 29681  | 136780.02 | 144584.22    | 139241.35 | 91881   | 170513.10  | 179773.32  | 173562.44  |
| 16    | MADHYA PRADESH            | 2205878      | 6517953.94 | 7602921.12 | 7182689.94    | 51462  | 238120.29 | 254101.61    | 224607.15 | 2257340 | 6756074.23 | 7857022.73 | 7407297.09 |
| 17    | MAHARASHTRA               | 3216008      | 6077460.92 | 6574289.06 | 6043937.18    | 337630 | 946276.29 | 1083422.03   | 917698.06 | 3553638 | 7023737.21 | 7657711.09 | 6961635.24 |
| 18    | MANIPUR                   | 0            | 0.00       | 0.00       | 0.00          | 741    | 18991.00  | 21410.00     | 18425.00  | 741     | 18991.00   | 21410.00   | 18425.00   |
| 19    | MEGHALAYA                 | 952          | 1359.10    | 2255.10    | 2033.50       | 4202   | 60727.14  | 70029.94     | 62872.20  | 5154    | 62086.24   | 72285.04   | 64905.70   |
| 20    | MIZORAM                   | 40           | 18.55      | 19.20      | 0.80          | 2362   | 14978.54  | 22578.89     | 11035.26  | 2402    | 14997.09   | 22598.09   | 11036.06   |
| 21    | NAGALAND                  | 30           | 189.00     | 214.00     | 121.00        | 17822  | 81271.00  | 83720.63     | 56390.29  | 17852   | 81460.00   | 83934.63   | 56511.29   |
| 22    | ODISHA                    | 377541       | 624497.72  | 878273.46  | 609168.78     | 89420  | 633284.33 | 880177.24    | 575220.21 | 466961  | 1307782.05 | 1758450.70 | 1184388.99 |
| 23    | PUDUCHERRY                | 3671         | 4725.32    | 8212.48    | 8206.48       | 703    | 11737.46  | 14682.44     | 14587.68  | 4374    | 16462.78   | 22894.92   | 22794.16   |
| 24    | PUNJAB                    | 1173529      | 3309505.86 | 6556615.98 | 5962058.26    | 1641   | 7688.60   | 14385.95     | 14131.75  | 1175170 | 3317194.46 | 6571001.93 | 5976190.01 |
| 25    | RAJASTHAN                 | 1442740      | 6725511.86 | 7703954.34 | 6890832.06    | 14731  | 160480.72 | 169235.16    | 131687.46 | 1457471 | 6885992.58 | 7873189.50 | 7022519.52 |
| 26    | SIKKIM                    | 0            | 0.00       | 0.00       | 0.00          | 979    | 11739.85  | 15254.25     | 12558.73  | 979     | 11739.85   | 15254.25   | 12558.73   |

| S.No. | State         | Ground Water |             |             |             | Surface Water |            |            |            | Total        |             |             |              |
|-------|---------------|--------------|-------------|-------------|-------------|---------------|------------|------------|------------|--------------|-------------|-------------|--------------|
|       |               | In Use (Nos) | CCA         | IPC         | IPU         | In Use (Nos)  | CCA        | IPC        | IPU        | In Use (Nos) | CCA         | IPC         | IPU          |
| (1)   | (2)           | (3)          | (4)         | (5)         | (6)         | (7)           | (8)        | (9)        | (10)       | (11)         | (12)        | (13)        | (14)         |
| 27    | TAMIL NADU    | 1897613      | 5248024.94  | 5715555.19  | 5210576.07  | 36619         | 439407.29  | 469201.36  | 361591.97  | 1934232      | 5687432.23  | 6184756.55  | 5572168.04   |
| 28    | TELENGANA     | 1528780      | 1590122.84  | 2505811.87  | 2217298.78  | 92311         | 622612.89  | 905844.69  | 642973.09  | 1621091      | 2212735.73  | 3411656.56  | 2860271.87   |
| 29    | TRIPURA       | 2181         | 8304.43     | 14803.76    | 12574.19    | 2378          | 59545.34   | 104208.56  | 85174.65   | 4559         | 67849.77    | 119012.32   | 97748.84     |
| 30    | UTTAR PRADESH | 3899100      | 17968186.22 | 22289818.81 | 17991788.32 | 30010         | 207912.45  | 261938.38  | 207325.79  | 3929110      | 18176098.67 | 22551757.19 | 181999114.11 |
| 31    | UTTARAKHAND   | 51733        | 196756.42   | 342037.47   | 318191.55   | 27120         | 207865.58  | 325215.39  | 276925.58  | 78853        | 404622.00   | 667252.86   | 595117.13    |
| 32    | WEST BENGAL   | 315933       | 122232.42   | 2100634.53  | 1872455.59  | 37178         | 268215.50  | 418482.78  | 305973.23  | 353111       | 1490447.92  | 2519117.31  | 2178428.82   |
|       | <b>Total</b>  | 21294040     | 61783840.36 | 79281288.50 | 69036647.59 | 1143880       | 6240645.34 | 7758105.42 | 5902217.65 | 22437920     | 68024485.70 | 87039393.92 | 74938865.24  |

**TABLE II (C): MINOR IRRIGATION SCHEMES TEMPORARILY NOT IN USE,  
CCA AND IRRIGATION POTENTIAL**

| S.No. | State                     | Ground Water           |           |           |          | Surface Water          |           |           |          | Total                  |           |           |          |
|-------|---------------------------|------------------------|-----------|-----------|----------|------------------------|-----------|-----------|----------|------------------------|-----------|-----------|----------|
|       |                           | Temp. not in Use (Nos) | CCA       | IPC       | IPU      | Temp. not in Use (Nos) | CCA       | IPC       | IPU      | Temp. not in Use (Nos) | CCA       | IPC       | IPU      |
| (1)   | (2)                       | (3)                    | (4)       | (5)       | (6)      | (7)                    | (8)       | (9)       | (10)     | (11)                   | (12)      | (13)      | (14)     |
| 1     | ANDAMAN & NICOBAR ISLANDS | 131                    | 94.17     | 95.77     | 35.54    | 106                    | 100.36    | 110.50    | 18.68    | 237                    | 194.53    | 206.27    | 54.22    |
| 2     | ANDHRA PRADESH            | 154451                 | 153916.92 | 193954.39 | 71997.30 | 10463                  | 141173.95 | 186006.25 | 23788.78 | 164914                 | 295090.87 | 379960.64 | 95786.08 |
| 3     | ARUNACHAL PRADESH         | 16                     | 410.00    | 503.50    | 136.00   | 539                    | 5587.02   | 6736.24   | 2242.93  | 555                    | 5997.02   | 7239.74   | 2378.93  |
| 4     | ASSAM                     | 1714                   | 6004.43   | 6895.98   | 4416.81  | 414                    | 30504.75  | 38406.30  | 9347.64  | 2128                   | 36509.18  | 45302.28  | 13764.45 |
| 5     | BIHAR                     | 4797                   | 29374.75  | 32231.05  | 27926.89 | 113                    | 1346.06   | 2208.76   | 1171.80  | 4910                   | 30720.81  | 34439.81  | 29098.69 |
| 6     | CHANDIGARH                | 0                      | 0.00      | 0.00      | 0.00     | 0                      | 0.00      | 0.00      | 0.00     | 0                      | 0.00      | 0.00      | 0.00     |
| 7     | CHHATTISGARH              | 904                    | 1420.09   | 1821.46   | 589.97   | 182                    | 686.21    | 769.01    | 296.60   | 1086                   | 2106.30   | 2590.47   | 886.57   |
| 8     | GOA                       | 58                     | 29.45     | 29.45     | 19.95    | 7                      | 7.60      | 7.60      | 4.09     | 65                     | 37.05     | 37.05     | 24.04    |
| 9     | GUJARAT                   | 10583                  | 25789.18  | 40752.84  | 35450.88 | 3                      | 3.00      | 3.75      | 3.07     | 10586                  | 25792.18  | 40756.59  | 35453.95 |
| 10    | HARYANA                   | 142                    | 2629.80   | 3065.60   | 3022.60  | 1                      | 3.00      | 6.00      | 6.00     | 143                    | 2632.80   | 3071.60   | 3028.60  |
| 11    | HIMACHAL PRADESH          | 33                     | 106.32    | 193.29    | 113.20   | 480                    | 2234.68   | 3369.76   | 2361.14  | 513                    | 2341.00   | 3563.05   | 2474.34  |
| 12    | JAMMU & KASHMIR           | 8                      | 7.55      | 12.05     | 6.60     | 2                      | 1.00      | 1.00      | 0.00     | 10                     | 8.55      | 13.05     | 6.60     |
| 13    | JHARKHAND                 | 1208                   | 1267.56   | 1435.97   | 1069.29  | 2312                   | 6420.30   | 6891.56   | 4364.72  | 3520                   | 7687.86   | 8327.53   | 5434.01  |
| 14    | KARNATAKA                 | 1866                   | 1768.83   | 2221.38   | 2150.23  | 1394                   | 2767.69   | 3218.66   | 2037.64  | 3260                   | 4536.52   | 5440.04   | 4187.87  |
| 15    | KERALA                    | 180                    | 127.45    | 131.02    | 128.36   | 323                    | 1267.16   | 1406.30   | 1308.55  | 503                    | 1394.61   | 1537.32   | 1436.91  |
| 16    | MADHYA PRADESH            | 13086                  | 18733.98  | 22308.32  | 19566.82 | 713                    | 1257.52   | 1295.70   | 932.45   | 13799                  | 19991.50  | 23604.02  | 20499.27 |
| 17    | MAHARASHTRA               | 14174                  | 13167.93  | 14644.42  | 12711.49 | 1046                   | 1712.45   | 1781.25   | 1425.29  | 15220                  | 14880.38  | 16425.67  | 14136.78 |
| 18    | MANIPUR                   | 0                      | 0.00      | 0.00      | 0.00     | 47                     | 27.00     | 27.00     | 25.00    | 47                     | 27.00     | 27.00     | 25.00    |
| 19    | MEGHALAYA                 | 2                      | 40.00     | 67.00     | 0.00     | 165                    | 3112.21   | 4305.83   | 869.66   | 167                    | 3152.21   | 4372.83   | 869.66   |
| 20    | MIZORAM                   | 6                      | 1.20      | 1.20      | 0.00     | 27                     | 960.50    | 1858.30   | 555.70   | 33                     | 961.70    | 1859.50   | 555.70   |
| 21    | NAGALAND                  | 3                      | 24.00     | 26.00     | 4.00     | 1415                   | 6739.16   | 6835.53   | 1002.97  | 1418                   | 6763.16   | 6861.53   | 1006.97  |
| 22    | ODISHA                    | 20729                  | 28468.91  | 38226.33  | 8044.63  | 3291                   | 33356.89  | 47082.76  | 9161.65  | 24020                  | 61825.80  | 85309.09  | 17206.28 |
| 23    | PUDUCHERRY                | 33                     | 34.86     | 68.16     | 68.16    | 0                      | 0.00      | 0.00      | 0.00     | 33                     | 34.86     | 68.16     | 68.16    |
| 24    | PUNJAB                    | 217                    | 561.58    | 1124.37   | 1062.13  | 29                     | 55.87     | 109.52    | 109.52   | 246                    | 617.45    | 1233.89   | 1171.65  |



| S.No. | State         | Ground Water           |                  |                  |                  | Surface Water          |                  |                  |                  | Total                  |                   |                   |                  |
|-------|---------------|------------------------|------------------|------------------|------------------|------------------------|------------------|------------------|------------------|------------------------|-------------------|-------------------|------------------|
|       |               | Temp. not in Use (Nos) | CCA              | IPC              | IPU              | Temp. not in Use (Nos) | CCA              | IPC              | IPU              | Temp. not in Use (Nos) | CCA               | IPC               | IPU              |
| (1)   | (2)           | (3)                    | (4)              | (5)              | (6)              | (7)                    | (8)              | (9)              | (10)             | (11)                   | (12)              | (13)              | (14)             |
| 25    | RAJASTHAN     | 18699                  | 44303.80         | 50618.62         | 14834.09         | 1319                   | 14157.97         | 18006.76         | 2878.06          | 20018                  | 58461.77          | 68625.38          | 17712.15         |
| 26    | SIKKIM        | 0                      | 0.00             | 0.00             | 0.00             | 453                    | 4557.45          | 5748.83          | 4453.35          | 453                    | 4557.45           | 5748.83           | 4453.35          |
| 27    | TAMIL NADU    | 120178                 | 159384.03        | 164303.38        | 130813.32        | 5729                   | 31933.73         | 32718.53         | 22124.65         | 125907                 | 191317.76         | 197021.91         | 152937.97        |
| 28    | TELENGANA     | 30435                  | 22401.97         | 31691.43         | 20810.16         | 5363                   | 28610.97         | 38643.27         | 7401.26          | 35798                  | 51012.94          | 70334.70          | 28211.42         |
| 29    | TRIPURA       | 396                    | 802.80           | 1261.00          | 1020.05          | 116                    | 3210.80          | 4405.70          | 1267.65          | 512                    | 4013.60           | 5666.70           | 2287.70          |
| 30    | UTTARAKHAND   | 38                     | 146.47           | 230.89           | 215.74           | 7830                   | 31608.48         | 46011.14         | 31669.33         | 7868                   | 31754.95          | 46242.03          | 31885.07         |
| 31    | UTTAR PRADESH | 36305                  | 146136.24        | 167356.32        | 139362.27        | 835                    | 1886.83          | 2284.39          | 1935.71          | 37140                  | 148023.07         | 169640.71         | 141297.98        |
| 32    | WEST BENGAL   | 9408                   | 41395.66         | 69327.17         | 60483.83         | 1057                   | 10118.16         | 16166.07         | 10163.08         | 10465                  | 51513.82          | 85493.24          | 70646.91         |
|       | <b>Total</b>  | <b>439800</b>          | <b>698549.93</b> | <b>844598.36</b> | <b>556060.31</b> | <b>45774</b>           | <b>365408.77</b> | <b>476422.27</b> | <b>142926.97</b> | <b>485574</b>          | <b>1063958.70</b> | <b>1321020.63</b> | <b>698987.28</b> |

**TABLE II (D): MINOR IRRIGATION SCHEMES PERMANENTLY NOT IN USE,  
CCA AND IRRIGATION POTENTIAL LOST**

| S.No. | State                     | Ground Water                 |          |          | Surface Water                |          |          | Total                        |          |          |
|-------|---------------------------|------------------------------|----------|----------|------------------------------|----------|----------|------------------------------|----------|----------|
|       |                           | Permanently Not in Use (Nos) | CCA      | IPC lost | Permanently Not in Use (Nos) | CCA      | IPC lost | Permanently Not in Use (Nos) | CCA      | IPC lost |
| (1)   | (2)                       | (3)                          | (4)      | (5)      | (6)                          | (7)      | (8)      | (9)                          | (10)     | (11)     |
| 1     | ANDAMAN & NICOBAR ISLANDS | 51                           | 14.40    | 14.90    | 73                           | 48.90    | 55.60    | 124                          | 63.30    | 70.50    |
| 2     | ANDHRA PRADESH            | 48940                        | 45709.75 | 57455.77 | 1185                         | 20176.06 | 24219.19 | 50125                        | 65885.81 | 81674.96 |
| 3     | ARUNACHAL PRADESH         | 13                           | 414.00   | 514.00   | 341                          | 5543.00  | 6794.35  | 354                          | 5957.00  | 7308.35  |
| 4     | ASSAM                     | 2074                         | 5968.13  | 6320.44  | 155                          | 22289.65 | 28414.71 | 2229                         | 28257.78 | 34735.15 |
| 5     | BIHAR                     | 2254                         | 5789.17  | 5960.32  | 249                          | 6147.84  | 9155.84  | 2503                         | 11937.01 | 15116.16 |
| 6     | CHANDIGARH                | 0                            | 0.00     | 0.00     | 0                            | 0.00     | 0.00     | 0                            | 0.00     | 0.00     |
| 7     | CHHATISGARH               | 314                          | 357.04   | 437.72   | 166                          | 509.43   | 534.04   | 480                          | 866.47   | 971.76   |
| 8     | GOA                       | 30                           | 1.81     | 1.81     | 21                           | 120.30   | 120.30   | 51                           | 122.11   | 122.11   |
| 9     | GUJARAT                   | 3655                         | 8672.51  | 13916.87 | 0                            | 0.00     | 0.00     | 3655                         | 8672.51  | 13916.87 |
| 10    | HARYANA                   | 7                            | 16.00    | 28.00    | 17                           | 37.20    | 72.40    | 24                           | 53.20    | 100.40   |
| 11    | HIMACHAL PRADESH          | 24                           | 20.59    | 41.18    | 278                          | 839.92   | 1182.97  | 302                          | 860.51   | 1224.15  |
| 12    | JAMMU & KASHMIR           | 1                            | 1.00     | 1.00     | 4                            | 6.00     | 6.00     | 5                            | 7.00     | 7.00     |
| 13    | JHARKHAND                 | 897                          | 211.66   | 262.95   | 771                          | 1711.11  | 1823.25  | 1668                         | 1922.77  | 2086.20  |
| 14    | KARNATAKA                 | 2183                         | 1153.34  | 1481.38  | 226                          | 220.84   | 275.09   | 2409                         | 1374.18  | 1756.47  |
| 15    | KERALA                    | 73                           | 22.84    | 25.79    | 117                          | 272.99   | 274.12   | 190                          | 295.83   | 299.91   |
| 16    | MADHYA PRADESH            | 13679                        | 13294.48 | 15802.03 | 475                          | 101.47   | 122.32   | 14154                        | 13395.95 | 15924.35 |
| 17    | MAHARASHTRA               | 3783                         | 3792.32  | 4515.94  | 223                          | 437.82   | 478.82   | 4006                         | 4230.14  | 4994.76  |
| 18    | MANIPUR                   | 0                            | 0.00     | 0.00     | 183                          | 0.00     | 0.00     | 183                          | 0.00     | 0.00     |
| 19    | MEGHALAYA                 | 3                            | 0.00     | 0.00     | 129                          | 1667.14  | 1702.00  | 132                          | 1667.14  | 1702.00  |
| 20    | MIZORAM                   | 15                           | 0.00     | 0.00     | 30                           | 1156.50  | 2229.50  | 45                           | 1156.50  | 2229.50  |
| 21    | NAGALAND                  | 2                            | 4.00     | 4.00     | 183                          | 606.91   | 618.21   | 185                          | 610.91   | 622.21   |
| 22    | ODISHA                    | 17711                        | 15384.34 | 19734.98 | 1889                         | 15784.43 | 20749.67 | 19600                        | 31168.77 | 40484.65 |
| 23    | PUDUCHERRY                | 127                          | 26.09    | 46.16    | 2                            | 42.50    | 83.50    | 129                          | 68.59    | 129.66   |
| 24    | PUNJAB                    | 11                           | 7.26     | 14.52    | 62                           | 70.62    | 141.24   | 73                           | 77.88    | 155.76   |
| 25    | RAJASTHAN                 | 13485                        | 21249.29 | 22706.94 | 99                           | 2674.59  | 2701.09  | 13584                        | 23923.88 | 25408.03 |

| S.No. | State         | Ground Water                 |           |           | Surface Water                |           |           | Total                        |           |           |
|-------|---------------|------------------------------|-----------|-----------|------------------------------|-----------|-----------|------------------------------|-----------|-----------|
|       |               | Permanently Not in Use (Nos) | CCA       | IPC lost  | Permanently Not in Use (Nos) | CCA       | IPC lost  | Permanently Not in Use (Nos) | CCA       | IPC lost  |
| (1)   | (2)           | (3)                          | (4)       | (5)       | (6)                          | (7)       | (8)       | (9)                          | (10)      | (11)      |
| 26    | SIKKIM        | 0                            | 0.00      | 0.00      | 134                          | 1380.86   | 1733.40   | 134                          | 1380.86   | 1733.40   |
| 27    | TAMIL NADU    | 53027                        | 77232.64  | 78143.39  | 1743                         | 3237.50   | 3255.78   | 54770                        | 80470.14  | 81399.17  |
| 28    | TELENGANA     | 20034                        | 11022.84  | 15528.88  | 2945                         | 6301.58   | 8813.04   | 22979                        | 17324.42  | 24341.92  |
| 29    | TRIPURA       | 170                          | 380.30    | 54.00     | 32                           | 898.82    | 1304.30   | 202                          | 1279.12   | 1958.30   |
| 30    | UTTARAKHAND   | 220                          | 470.89    | 572.10    | 3523                         | 11005.80  | 15464.07  | 3743                         | 11476.69  | 16036.17  |
| 31    | UTTAR PERDESH | 8697                         | 7476.36   | 9606.85   | 1370                         | 1235.70   | 1335.85   | 10067                        | 8712.06   | 10942.70  |
| 32    | WEST BENGAL   | 6604                         | 36112.57  | 74051.82  | 761                          | 11317.54  | 19451.66  | 7365                         | 47430.11  | 93503.48  |
|       | <b>Total</b>  | 198084                       | 254805.62 | 327843.74 | 17386                        | 115843.02 | 153112.31 | 215470                       | 370648.64 | 480956.05 |

**TABLE III (A): NUMBER OF MINOR IRRIGATION SCHEMES BY COST OF SCHEME - GROUND WATER**

| S.No. | State                     | No. of Ground Water schemes having cost |                    |                     |                       |                        |                |                |  |
|-------|---------------------------|---|--------------------|---------------------|-----------------------|------------------------|----------------|----------------|--|
|       |                           | <Rs. 10000                              | Rs. 10000 to 50000 | Rs. 50000 to 1 Lakh | Rs. 1 Lakh to 5 Lakhs | Rs. 5 lakh to 10 lakhs | >=Rs. 10 Lakhs | Total (3 to 8) |  |
| (1)   | (2)                       | (3)                                     | (4)                | (5)                 | (6)                   | (7)                    | (8)            | (9)            |  |
| 1     | ANDAMAN & NICOBAR ISLANDS | 555                                     | 585                | 717                 | 611                   | 0                      | 1              | 2469           |  |
| 2     | ANDHRA PRADESH            | 57279                                   | 638791             | 316127              | 117258                | 3210                   | 104            | 1132769        |  |
| 3     | ARUNACHAL PRADESH         | 0                                       | 0                  | 7                   | 42                    | 1                      | 0              | 50             |  |
| 4     | ASSAM                     | 74812                                   | 75263              | 1331                | 534                   | 139                    | 97             | 152176         |  |
| 5     | BIHAR                     | 107304                                  | 507464             | 69061               | 7322                  | 64                     | 16             | 691231         |  |
| 6     | CHANDIGARH                | 0                                       | 0                  | 1                   | 3                     | 10                     | 16             | 30             |  |
| 7     | CHHATTISGARH              | 13132                                   | 210437             | 101644              | 8061                  | 280                    | 33             | 333587         |  |
| 8     | GOA                       | 742                                     | 1245               | 1022                | 1019                  | 3                      | 0              | 4031           |  |
| 9     | GUJARAT                   | 651                                     | 459008             | 707915              | 187003                | 244                    | 6              | 1354827        |  |
| 10    | HARYANA                   | 6703                                    | 72790              | 21967               | 115676                | 2271                   | 58             | 219465         |  |
| 11    | HIMACHAL PRADESH          | 274                                     | 3916               | 2264                | 3805                  | 224                    | 208            | 10691          |  |
| 12    | JAMMU & KASHMIR           | 276                                     | 8362               | 1736                | 93                    | 3                      | 0              | 10470          |  |
| 13    | JHARKHAND                 | 7265                                    | 26103              | 34390               | 95394                 | 138                    | 127            | 163417         |  |
| 14    | KARNATAKA                 | 62656                                   | 351048             | 553213              | 307823                | 2225                   | 287            | 1277252        |  |
| 15    | KERALA                    | 10684                                   | 34187              | 13920               | 3639                  | 15                     | 8              | 62453          |  |
| 16    | MADHYA PRADESH            | 1799668                                 | 257659             | 95206               | 80005                 | 77                     | 28             | 2232643        |  |
| 17    | MAHARASHTRA               | 140912                                  | 1017095            | 1963549             | 106403                | 5396                   | 610            | 3233965        |  |
| 18    | MEGHALAYA                 | 145                                     | 808                | 3                   | 1                     | 0                      | 0              | 957            |  |
| 19    | MIZORAM                   | 22                                      | 27                 | 3                   | 9                     | 0                      | 0              | 61             |  |
| 20    | NAGALAND                  | 2                                       | 33                 | 0                   | 0                     | 0                      | 0              | 35             |  |
| 21    | ODISHA                    | 44299                                   | 269553             | 74546               | 27277                 | 184                    | 122            | 415981         |  |
| 22    | PUDUCHERRY                | 52                                      | 615                | 1822                | 1341                  | 1                      | 0              | 3831           |  |
| 23    | PUNJAB                    | 62361                                   | 376205             | 628532              | 104823                | 1719                   | 117            | 1173757        |  |
| 24    | RAJASTHAN                 | 31657                                   | 351271             | 611384              | 458496                | 18232                  | 3884           | 1474924        |  |
| 25    | TAMIL NADU                | 108368                                  | 609057             | 832043              | 517539                | 3364                   | 447            | 2070818        |  |

| S.No. | State         | No. of Ground Water schemes having cost |                           |                            |                              |                               |                       |                       |  |
|-------|---------------|---|---------------------------|----------------------------|------------------------------|-------------------------------|-----------------------|-----------------------|--|
|       |               | <Rs. 10000<br>(3)                       | Rs. 10000 to 50000<br>(4) | Rs. 50000 to 1 Lakh<br>(5) | Rs. 1 Lakh to 5 Lakhs<br>(6) | Rs. 5 lakh to 10 lakhs<br>(7) | >=Rs. 10 Lakhs<br>(8) | Total (3 to 8)<br>(9) |  |
| 26    | TELENGANA     | 17119                                   | 1011164                   | 450882                     | 99704                        | 369                           | 11                    | 1579249               |  |
| 27    | TRIPURA       | 3                                       | 318                       | 756                        | 1417                         | 27                            | 226                   | 2747                  |  |
| 28    | UTTARAKHAND   | 1257                                    | 42887                     | 5602                       | 1852                         | 216                           | 177                   | 51991                 |  |
| 29    | UTTAR PRADESH | 558310                                  | 2847359                   | 419448                     | 116564                       | 2010                          | 411                   | 3944102               |  |
| 30    | WEST BENGAL   | 0                                       | 232441                    | 57113                      | 37268                        | 0                             | 5123                  | 331945                |  |
|       | <b>Total</b>  | 3106508                                 | 9405691                   | 6966204                    | 2400982                      | 40422                         | 12117                 | 21931924              |  |

**TABLE III(B): NUMBER OF MINOR IRRIGATION SCHEMES BY COST OF SCHEME - SURFACE WATER**

| S.No. | State                     | No. of Surface Water Schemes having Cost |                              |                                |                                 |                                  |                          |                       |  |
|-------|---------------------------|--|------------------------------|--------------------------------|---------------------------------|----------------------------------|--------------------------|-----------------------|--|
|       |                           | <Rs. 10000<br>(3)                        | Rs. 10000 to<br>50000<br>(4) | Rs. 50000<br>to 1 Lakhs<br>(5) | Rs. 1 Lakh to<br>5 Lakhs<br>(6) | Rs. 5 lakh to<br>10 lakhs<br>(7) | >=Rs. 10<br>Lakhs<br>(8) | Total (3 to 8)<br>(9) |  |
| (1)   | (2)                       | (3)                                      | (4)                          | (5)                            | (6)                             | (7)                              | (8)                      | (9)                   |  |
| 1     | ANDAMAN & NICOBAR ISLANDS | 320                                      | 1033                         | 889                            | 1247                            | 7                                | 1                        | 3497                  |  |
| 2     | ANDHRA PRADESH            | 18545                                    | 19196                        | 7588                           | 10105                           | 1530                             | 1231                     | 58195                 |  |
| 3     | ARUNACHAL PRADESH         | 2  | 12                           | 18                             | 1643                            | 1318                             | 383                      | 3376                  |  |
| 4     | ASSAM                     | 5233                                     | 2742                         | 264                            | 446                             | 187                              | 781                      | 9653                  |  |
| 5     | BIHAR                     | 3797                                     | 2114                         | 1121                           | 2197                            | 164                              | 11                       | 9404                  |  |
| 6     | CHHATISGARH               | 9778                                     | 4137                         | 1450                           | 747                             | 146                              | 77                       | 16335                 |  |
| 7     | GOA                       | 1237                                     | 490                          | 191                            | 175                             | 9                                | 0                        | 2102                  |  |
| 8     | GUJARAT                   | 17245                                    | 326                          | 1180                           | 17700                           | 3793                             | 1014                     | 41258                 |  |
| 9     | HARYANA                   | 299                                      | 279                          | 27                             | 127                             | 1                                | 2                        | 735                   |  |
| 10    | HIMACHAL PRADESH          | 5385                                     | 5697                         | 5114                           | 5370                            | 340                              | 80                       | 21986                 |  |
| 11    | JAMMU & KASHMIR           | 1572                                     | 486                          | 266                            | 251                             | 45                               | 22                       | 2642                  |  |
| 12    | JHARKHAND                 | 5595                                     | 12350                        | 12638                          | 50199                           | 6503                             | 1961                     | 89246                 |  |
| 13    | KARNATAKA                 | 31485                                    | 25136                        | 32981                          | 37181                           | 818                              | 362                      | 127963                |  |
| 14    | KERALA                    | 11825                                    | 9847                         | 4030                           | 3681                            | 501                              | 237                      | 30121                 |  |
| 15    | MADHYA PRADESH            | 11690                                    | 11124                        | 8199                           | 15840                           | 2372                             | 3425                     | 52650                 |  |
| 16    | MAHARASHTRA               | 44971                                    | 99300                        | 178217                         | 13064                           | 2122                             | 1225                     | 338899                |  |
| 17    | MANIPUR                   | 223                                      | 1                            | 3                              | 39                              | 82                               | 623                      | 971                   |  |
| 18    | MEGHALAYA                 | 943                                      | 834                          | 616                            | 1305                            | 549                              | 249                      | 4496                  |  |
| 19    | MIZORAM                   | 677                                      | 1233                         | 145                            | 95                              | 42                               | 227                      | 2419                  |  |
| 20    | NAGALAND                  | 1045                                     | 7791                         | 3470                           | 4723                            | 1727                             | 664                      | 19420                 |  |
| 21    | ODISHA                    | 42170                                    | 17392                        | 11908                          | 17691                           | 4092                             | 1347                     | 94600                 |  |
| 22    | PUDUCHERRY                | 389                                      | 90                           | 96                             | 129                             | 1                                | 0                        | 705                   |  |
| 23    | PUNJAB                    | 563                                      | 856                          | 177                            | 98                              | 37                               | 1                        | 1732                  |  |
| 24    | RAJASTHAN                 | 5009                                     | 2412                         | 5768                           | 2606                            | 185                              | 169                      | 16149                 |  |
| 25    | SIKKIM                    | 161                                      | 69                           | 132                            | 865                             | 90                               | 249                      | 1566                  |  |
| 26    | TAMIL NADU                | 19282                                    | 7389                         | 8373                           | 7732                            | 877                              | 438                      | 44091                 |  |
| 27    | TELENGANA                 | 31831                                    | 39300                        | 13968                          | 13239                           | 2021                             | 260                      | 100619                |  |

| S.No. | State         | No. of Surface Water Schemes having Cost |                              |                                |                                 |                                  |                          |                       |  |
|-------|---------------|--|------------------------------|--------------------------------|---------------------------------|----------------------------------|--------------------------|-----------------------|--|
|       |               | <Rs. 10000<br>(3)                        | Rs. 10000 to<br>50000<br>(4) | Rs. 50000<br>to 1 Lakhs<br>(5) | Rs. 1 Lakh to<br>5 Lakhs<br>(6) | Rs. 5 lakh to<br>10 lakhs<br>(7) | >=Rs. 10<br>Lakhs<br>(8) | Total (3 to 8)<br>(9) |  |
| (1)   | (2)           |  |                              |                                |                                 |                                  |                          |                       |  |
| 28    | TRIPURA       | 301                                      | 409                          | 147                            | 280                             | 235                              | 1154                     | 2526                  |  |
| 29    | UTTARAKHAND   | 1038                                     | 2842                         | 3799                           | 22576                           | 6084                             | 2134                     | 38473                 |  |
| 30    | UTTAR PRADESH | 15230                                    | 10608                        | 2414                           | 3799                            | 111                              | 53                       | 32215                 |  |
| 31    | WEST BENGAL   | 2921                                     | 3003                         | 391                            | 29720                           | 2514                             | 447                      | 38996                 |  |
|       | <b>Total</b>  | 290762                                   | 288498                       | 305580                         | 264870                          | 38503                            | 18827                    | 1207040               |  |

**TABLE III (C): NUMBER OF MINOR IRRIGATION SCHEMES BY COST OF SCHEME**

| S.No. | State                     | Total No. of Minor Irrigation Schemes having Cost |                    |                     |                       |                        |                |                |  |  |  |
|-------|---------------------------|---|--------------------|---------------------|-----------------------|------------------------|----------------|----------------|--|--|--|
|       |                           | <Rs. 10000  | Rs. 10000 to 50000 | Rs. 50000 to 1 Lakh | Rs. 1 Lakh to 5 Lakhs | Rs. 5 lakh to 10 lakhs | >=Rs. 10 Lakhs | Total (3 to 8) |  |  |  |
| (1)   | (2)                       | (3)   | (4)                | (5)                 | (6)                   | (7)                    | (8)            | (9)            |  |  |  |
| 1     | ANDAMAN & NICOBAR ISLANDS | 875   | 1618               | 1606                | 1858                  | 7                      | 2              | 5966           |  |  |  |
| 2     | ANDHRA PRADESH            | 75824   | 657987             | 323715              | 127363                | 4740                   | 1335           | 1190964        |  |  |  |
| 3     | ARUNACHAL PRADESH         | 2   | 12                 | 25                  | 1685                  | 1319                   | 383            | 3426           |  |  |  |
| 4     | ASSAM                     | 80045   | 78005              | 1595                | 980                   | 326                    | 878            | 161829         |  |  |  |
| 5     | BIHAR                     | 111101  | 509578             | 70182               | 9519                  | 228                    | 27             | 700635         |  |  |  |
| 6     | CHANDIGARH                | 0   | 0                  | 1                   | 3                     | 10                     | 16             | 30             |  |  |  |
| 7     | CHHATISGARH               | 22910   | 214574             | 103094              | 8808                  | 426                    | 110            | 349922         |  |  |  |
| 8     | GOA                       | 1979  | 1735               | 1213                | 1194                  | 12                     | 0              | 6133           |  |  |  |
| 9     | GUJARAT                   | 17896   | 459334             | 709095              | 204703                | 4037                   | 1020           | 1396085        |  |  |  |
| 10    | HARYANA                   | 7002  | 73069              | 21994               | 115803                | 2272                   | 60             | 220200         |  |  |  |
| 11    | HIMACHAL PRADESH          | 5659  | 9613               | 7378                | 9175                  | 564                    | 288            | 32677          |  |  |  |
| 12    | JAMMU & KASHMIR           | 1848  | 8848               | 2002                | 344                   | 48                     | 22             | 13112          |  |  |  |
| 13    | JHARKHAND                 | 12860   | 38453              | 47028               | 145593                | 6641                   | 2088           | 252663         |  |  |  |
| 14    | KARNATAKA                 | 94141   | 376184             | 586194              | 345004                | 3043                   | 649            | 1405215        |  |  |  |
| 15    | KERALA                    | 22509   | 44034              | 17950               | 7320                  | 516                    | 245            | 92574          |  |  |  |
| 16    | MADHYA PRADESH            | 1811358   | 268783             | 103405              | 95845                 | 2449                   | 3453           | 2285293        |  |  |  |
| 17    | MAHARASHTRA               | 185883  | 1116395            | 2141766             | 119467                | 7518                   | 1835           | 3572864        |  |  |  |
| 18    | MANIPUR                   | 223   | 1                  | 3                   | 39                    | 82                     | 623            | 971            |  |  |  |
| 19    | MEGHALAYA                 | 1088  | 1642               | 619                 | 1306                  | 549                    | 249            | 5453           |  |  |  |
| 20    | MIZORAM                   | 699   | 1260               | 148                 | 104                   | 42                     | 227            | 2480           |  |  |  |
| 21    | NAGALAND                  | 1047  | 7824               | 3470                | 4723                  | 1727                   | 664            | 19455          |  |  |  |
| 22    | ODISHA                    | 86469   | 286945             | 86454               | 44968                 | 4276                   | 1469           | 510581         |  |  |  |
| 23    | PUDUCHERRY                | 441   | 705                | 1918                | 1470                  | 2                      | 0              | 4536           |  |  |  |



| S.No. | State         | Total No. of Minor Irrigation Schemes having Cost |                    |                      |                       |                        |                |                |
|-------|---------------|---|--------------------|----------------------|-----------------------|------------------------|----------------|----------------|
|       |               | <Rs. 10000  | Rs. 10000 to 50000 | Rs. 50000 to 1 Lakhs | Rs. 1 Lakh to 5 Lakhs | Rs. 5 lakh to 10 lakhs | >=Rs. 10 Lakhs | Total (3 to 8) |
| (1)   | (2)           | (3)   | (4)                | (5)                  | (6)                   | (7)                    | (8)            | (9)            |
| 24    | PUNJAB        | 62924   | 377061             | 628709               | 104921                | 1756                   | 118            | 1175489        |
| 25    | RAJASTHAN     | 36666   | 353683             | 617152               | 461102                | 18417                  | 4053           | 1491073        |
| 26    | SIKKIM        | 161   | 69                 | 132                  | 865                   | 90                     | 249            | 1566           |
| 27    | TAMIL NADU    | 127650  | 616446             | 840416               | 525271                | 4241                   | 885            | 2114909        |
| 28    | TELENGANA     | 48950   | 1050464            | 464850               | 112943                | 2390                   | 271            | 1679868        |
| 29    | TRIPURA       | 304   | 727                | 903                  | 1697                  | 262                    | 1380           | 5273           |
| 30    | UTTARAKHAND   | 2295  | 45729              | 9401                 | 24428                 | 6300                   | 2311           | 90464          |
| 31    | UTTAR PRADESH | 573540  | 2857967            | 421862               | 120363                | 2121                   | 464            | 3976317        |
| 32    | WEST BENGAL   | 2921  | 235444             | 57504                | 66988                 | 2514                   | 5570           | 370941         |
|       | <b>Total</b>  | 3397270   | 9694189            | 7271784              | 2665852               | 78925                  | 30944          | 23138964       |

**Table IV: SEASON WISE AREA IRRIGATED BY MINOR IRRIGATION SCHEMES  
(IN USE AND TEMPORARILY NOT IN USE)**

| S.No. | State                     | Area Irrigated by Ground Water Scheme |             |                  |               |                |                | Area Irrigated by Surface Water Schemes |                   |                |                 |                 |              | Area Irrigated by all Minor Irrigation Schemes |                |                  |  |  |  |
|-------|---------------------------|---------------------------------------|-------------|------------------|---------------|----------------|----------------|---|-------------------|----------------|-----------------|-----------------|--------------|--|----------------|------------------|--|--|--|
|       |                           | Khairif<br>(3)                        | Rabi<br>(4) | Perennial<br>(5) | Others<br>(6) | Total (3 to 6) | Khairif<br>(8) | Rabi<br>(9)                             | Perennial<br>(10) | Others<br>(11) | Total (8 to 12) | Khairif<br>(13) | Rabi<br>(14) | Perennial<br>(15)                              | Others<br>(16) | Total (13 to 16) |  |  |  |
| 1     | ANDAMAN & NICOBAR ISLANDS | 338.27                                | 472.40      | 314.29           | 67.44         | 1192.40        | 480.00         | 1047.84                                 | 854.81            | 149.87         | 2532.52         | 818.27          | 1520.24      | 1169.10  | 217.31         | 3724.92          |  |  |  |
| 2     | ANDHRA PRADESH            | 637152.64                             | 496814.63   | 207130.31        | 13689.47      | 136747.05      | 424435.83      | 194656.76                               | 15335.80          | 636712.79      | 1061688.47      | 691471.39       | 222466.11    | 159373.87                                      | 1991499.84     |                  |  |  |  |
| 3     | ARUNACHAL PRADESH         | 547.00                                | 211.00      | 23.00            | 45.00         | 826.00         | 15471.59       | 3675.59                                 | 779.78            | 20682.67       | 16018.59        | 3886.59         | 802.78       | 800.71   | 21508.67       |                  |  |  |  |
| 4     | ASSAM                     | 119582.71                             | 71465.57    | 482.45           | 6074.87       | 197605.60      | 92371.57       | 44408.69                                | 382.65            | 137744.74      | 211954.28       | 115874.26       | 865.10       | 6856.70  | 335350.34      |                  |  |  |  |
| 5     | BIHAR                     | 2113018.59                            | 1742125.82  | 296362.19        | 333651.13     | 4485157.73     | 70167.63       | 29437.90                                | 3778.33           | 107722.95      | 2183186.22      | 1771563.72      | 300140.52    | 337990.22                                      | 4692880.68     |                  |  |  |  |
| 6     | CHANDIGARH                | 884.47                                | 884.47      | 0.00             | 0.00          | 1768.94        | 0.00           | 0.00                                    | 0.00              | 0.00           | 884.47          | 884.47          | 0.00         | 0.00   | 1768.94        |                  |  |  |  |
| 7     | CHHATTISGARH              | 423624.67                             | 358326.34   | 808.26           | 200.18        | 782959.45      | 48658.89       | 24851.35                                | 15.29             | 72926.97       | 471883.56       | 383177.69       | 823.55       | 201.62   | 855886.42      |                  |  |  |  |
| 8     | GOA                       | 18.06                                 | 455.67      | 2444.42          | 119.22        | 3037.37        | 40.27          | 1267.60                                 | 2682.43           | 4082.68        | 58.33           | 1723.27         | 5126.85      | 211.60   | 7120.05        |                  |  |  |  |
| 9     | GUJARAT                   | 1560484.91                            | 1564941.29  | 402636.57        | 13850.33      | 3541913.10     | 23957.38       | 23065.33                                | 0.95              | 47023.86       | 1584442.29      | 1588006.62      | 402637.52    | 13850.53                                       | 3688936.96     |                  |  |  |  |
| 10    | HARYANA                   | 900626.48                             | 906367.86   | 9933.70          | 1310.69       | 1818238.73     | 2308.09        | 2296.09                                 | 0.00              | 4604.18        | 902934.57       | 908663.95       | 9933.70      | 1310.69  | 1822842.91     |                  |  |  |  |
| 11    | HIMACHAL PRADESH          | 25865.24                              | 30660.24    | 273.28           | 212.85        | 57011.61       | 63888.08       | 56590.76                                | 50.69             | 120597.26      | 89753.32        | 87251.00        | 323.97       | 280.58   | 177608.87      |                  |  |  |  |
| 12    | JAMMU & KASHMIR           | 10211.35                              | 9317.21     | 3.10             | 4.90          | 19536.56       | 147029.00      | 54722.87                                | 87.87             | 202192.74      | 157240.35       | 64040.08        | 90.97        | 357.90   | 221729.30      |                  |  |  |  |
| 13    | JHARKHAND                 | 137046.18                             | 67940.47    | 7689.42          | 6953.93       | 219630.00      | 155156.84      | 74825.24                                | 9246.97           | 248880.07      | 292203.02       | 142765.71       | 16936.39     | 14604.95                                       | 468510.07      |                  |  |  |  |
| 14    | KARNATAKA                 | 1640826.59                            | 402879.29   | 112696.57        | 187262.27     | 2343664.72     | 190128.15      | 49524.00                                | 24181.45          | 285737.86      | 1830954.74      | 452403.29       | 136878.02    | 209166.53                                      | 2629402.58     |                  |  |  |  |
| 15    | KERALA                    | 3937.99                               | 5475.28     | 21545.92         | 3490.26       | 34449.45       | 38462.22       | 40569.94                                | 45004.02          | 140549.90      | 42400.21        | 46045.22        | 66549.94     | 20003.98                                       | 174999.35      |                  |  |  |  |
| 16    | MADHYA PRADESH            | 1272536.34                            | 5705727.43  | 89670.61         | 134322.38     | 7202266.76     | 26940.76       | 194039.88                               | 2463.04           | 225539.60      | 1299477.10      | 5899767.31      | 92133.65     | 136418.30                                      | 7427796.36     |                  |  |  |  |
| 17    | MAHARASHTRA               | 3032878.57                            | 2410189.73  | 575992.18        | 37588.19      | 6056648.67     | 419932.10      | 388861.47                               | 75879.96          | 919123.35      | 3452810.67      | 2798851.20      | 651872.14    | 72238.01                                       | 6975772.02     |                  |  |  |  |
| 18    | MANIPUR                   | 0.00                                  | 0.00        | 0.00             | 0.00          | 0.00           | 16555.00       | 1869.00                                 | 16.00             | 18450.00       | 16555.00        | 1869.00         | 16.00        | 10.00  | 18450.00       |                  |  |  |  |
| 19    | MEGHALAYA                 | 669.60                                | 1065.50     | 0.00             | 308.40        | 2033.50        | 44966.03       | 10522.99                                | 6661.85           | 63741.86       | 45655.63        | 11588.49        | 6661.85      | 1869.39  | 65775.36       |                  |  |  |  |
| 20    | MIZORAM                   | 0.50                                  | 0.30        | 0.00             | 0.00          | 0.80           | 8229.59        | 2596.08                                 | 18.70             | 11590.96       | 8230.09         | 2596.38         | 18.70        | 746.59   | 11591.76       |                  |  |  |  |
| 21    | NAGALAND                  | 86.00                                 | 32.00       | 5.00             | 2.00          | 125.00         | 48861.18       | 7881.08                                 | 372.00            | 57393.26       | 48947.18        | 7913.08         | 377.00       | 281.00   | 57518.26       |                  |  |  |  |
| 22    | ODISHA                    | 363147.40                             | 252362.49   | 1322.13          | 381.39        | 617213.41      | 412401.25      | 169665.01                               | 1893.60           | 584381.86      | 775548.65       | 422047.50       | 3215.73      | 783.39   | 1201595.27     |                  |  |  |  |
| 23    | PUDUCHERRY                | 3705.41                               | 3529.55     | 350.06           | 689.62        | 8274.64        | 2996.55        | 11591.13                                | 0.00              | 14587.68       | 6701.96         | 15120.68        | 350.06       | 689.62   | 22862.32       |                  |  |  |  |
| 24    | PUNJAB                    | 3001406.83                            | 2917083.45  | 31862.35         | 12777.76      | 5963120.39     | 6881.23        | 6727.22                                 | 797.82            | 14241.27       | 300808.06       | 2923810.67      | 32850.17     | 12812.76                                       | 5977361.66     |                  |  |  |  |
| 25    | RAJASTHAN                 | 1197920.62                            | 5576104.59  | 16418.74         | 116222.20     | 6905666.15     | 3504.62        | 130657.94                               | 151.78            | 134665.82      | 1201425.24      | 5706762.53      | 16670.52     | 115473.38                                      | 7040231.67     |                  |  |  |  |
| 26    | SIKKIM                    | 0.00                                  | 0.00        | 0.00             | 0.00          | 0.00           | 9209.95        | 3700.81                                 | 1419.80           | 17012.08       | 9209.95         | 3700.81         | 1419.80      | 2681.52  | 17012.08       |                  |  |  |  |
| 27    | TAMIL NADU                | 2787512.26                            | 1492244.02  | 798408.08        | 263225.03     | 5341389.39     | 149147.75      | 197959.90                               | 22665.25          | 383716.62      | 2936660.01      | 1690203.92      | 821073.33    | 277168.75                                      | 5725106.01     |                  |  |  |  |
| 28    | TELEANGANA                | 1268961.81                            | 951971.85   | 13778.65         | 5200.17       | 2379712.48     | 395146.38      | 253295.31                               | 793.45            | 650374.35      | 1662108.19      | 1205297.16      | 14572.10     | 6309.38  | 2888286.83     |                  |  |  |  |
| 29    | TRIPURA                   | 6662.58                               | 6226.46     | 18.00            | 787.20        | 13594.24       | 41603.82       | 36770.51                                | 154.00            | 86442.30       | 48166.40        | 42996.17        | 172.00       | 100036.54                                      |                |                  |  |  |  |
| 30    | UTTARAKHAND               | 144965.47                             | 147506.05   | 14985.99         | 10959.78      | 316407.29      | 146412.89      | 135716.68                               | 8162.55           | 308594.91      | 291363.36       | 283222.73       | 23148.54     | 29262.57                                       | 627002.20      |                  |  |  |  |
| 31    | UTTAR PRADESH             | 6219389.43                            | 6561233.84  | 2707304.78       | 2643212.54    | 18131150.59    | 69277.60       | 109906.49                               | 17123.38          | 209281.50      | 6288677.03      | 6671140.33      | 2724428.16   | 2656166.57                                     | 18340412.09    |                  |  |  |  |
| 32    | WEST BENGAL               | 767121.51                             | 556268.34   | 77585.44         | 531964.13     | 1932939.42     | 175613.46      | 81857.62                                | 14659.03          | 316136.31      | 942934.97       | 638125.96       | 9244.47      | 575770.33                                      | 2249075.73     |                  |  |  |  |
|       | <b>Total</b>              | 27639019.48                           | 32239883.14 | 5390035.49       | 4323573.33    | 69592511.44    | 3249685.70     | 2344409.08                              | 255633.25         | 6045144.62     | 3088885.18      | 34584292.22     | 5645868.74   | 4519009.92                                     | 75637656.06    |                  |  |  |  |

**Table V: SEASON WISE AREA IRRIGATED AS SUPPLEMENTARY SOURCE BY MINOR IRRIGATION SCHEMES**

(Area in ha.)

| S.No. | State                     | Area Irrigated by Ground Water Scheme |            |           |           | Area Irrigated by Surface Water Schemes |           |           |           | Area Irrigated by all Minor Irrigation Schemes |                 |            |            |           |           |                  |
|-------|---------------------------|---------------------------------------|------------|-----------|-----------|---|-----------|-----------|-----------|--|-----------------|------------|------------|-----------|-----------|------------------|
|       |                           | Kharif                                | Rabi       | Perennial | Other     | Total (3 to 6)                          | Kharif    | Rabi      | Perennial | others   | Total (8 to 11) | Kharif     | Rabi       | Perennial | Others    | Total (13 to 16) |
| (1)   | (2)                       | (3)                                   | (4)        | (5)       | (6)       | (7)                                     | (8)       | (9)       | (10)      | (11)   | (12)            | (13)       | (14)       | (15)      | (16)      | (17)             |
| 1     | ANDAMAN & NICOBAR ISLANDS | 0.00                                  | 0.00       | 0.00      | 0.00      | 0.00                                    | 0.40      | 0.30      | 1.10      | 0.20   | 2.00            | 0.40       | 0.30       | 1.10      | 0.20      | 2.00             |
| 2     | ANDHRA PRADESH            | 100855.80                             | 94411.65   | 16544.75  | 889.48    | 212701.68                               | 81591.02  | 44382.37  | 1813.05   | 128.09   | 127914.53       | 182446.82  | 138794.02  | 18357.80  | 1017.57   | 340616.21        |
| 3     | ARUNACHAL PRADESH         | 38.00                                 | 10.00      | 0.00      | 0.00      | 48.00                                   | 0.00      | 0.00      | 0.00      | 0.00   | 0.00            | 38.00      | 10.00      | 0.00      | 0.00      | 48.00            |
| 4     | ASSAM                     | 1384.89                               | 600.99     | 1.60      | 89.70     | 2077.18                                 | 5616.41   | 2808.20   | 2.30      | 344.30   | 8771.21         | 7001.30    | 3409.19    | 3.90      | 434.00    | 10848.39         |
| 5     | BIHAR                     | 19810.08                              | 16270.33   | 3334.89   | 3313.41   | 42728.71                                | 4461.83   | 3572.67   | 252.87    | 370.60   | 8657.97         | 24271.91   | 19843.00   | 3587.76   | 3684.01   | 51386.68         |
| 6     | CHANDIGARH                | 0.00                                  | 0.00       | 0.00      | 0.00      | 0.00                                    | 0.00      | 0.00      | 0.00      | 0.00   | 0.00            | 0.00       | 0.00       | 0.00      | 0.00      | 0.00             |
| 7     | CHHATTISGARH              | 17456.60                              | 15714.27   | 27.73     | 36.45     | 33235.05                                | 2673.97   | 489.38    | 0.00      | 0.00   | 3163.35         | 20130.57   | 16203.65   | 27.73     | 36.45     | 36398.40         |
| 8     | GOA                       | 0.00                                  | 24.54      | 78.36     | 2.83      | 105.73                                  | 0.00      | 56.67     | 136.41    | 0.70   | 193.78          | 0.00       | 81.21      | 214.77    | 3.53      | 299.51           |
| 9     | GUJARAT                   | 173062.25                             | 173567.68  | 53525.56  | 4298.87   | 40454.36                                | 1.00      | 0.75      | 0.00      | 0.00   | 1.75            | 173063.25  | 173568.43  | 53525.56  | 4298.87   | 40456.11         |
| 10    | HARYANA                   | 90973.75                              | 88741.00   | 0.30      | 273.37    | 179988.42                               | 26.00     | 23.00     | 0.00      | 0.00   | 49.00           | 90999.75   | 88794.00   | 0.30      | 273.37    | 180037.42        |
| 11    | HIMACHAL PRADESH          | 208.87                                | 219.25     | 5.00      | 3.00      | 436.12                                  | 95.34     | 86.87     | 2.20      | 0.00   | 184.41          | 304.21     | 306.12     | 7.20      | 3.00      | 620.53           |
| 12    | JAMMU & KASHMIR           | 1.00                                  | 1.00       | 0.00      | 0.00      | 2.00                                    | 573.15    | 239.48    | 10.87     | 0.00   | 823.50          | 574.15     | 240.48     | 10.87     | 0.00      | 825.50           |
| 13    | JHARKHAND                 | 145.08                                | 85.09      | 15.80     | 13.06     | 259.03                                  | 474.02    | 361.95    | 105.28    | 65.22  | 1006.47         | 619.10     | 447.04     | 121.08    | 78.28     | 1285.50          |
| 14    | KARNATAKA                 | 18847.10                              | 9689.20    | 1728.02   | 7299.95   | 37564.27                                | 7051.21   | 3654.44   | 1286.65   | 1987.54  | 13979.84        | 25898.31   | 13343.64   | 3014.67   | 9287.49   | 51544.11         |
| 15    | KERALA                    | 729.67                                | 1060.61    | 1106.36   | 113.71    | 3010.35                                 | 2358.33   | 3133.11   | 3008.97   | 463.86   | 8964.27         | 3088.00    | 4193.72    | 4115.33   | 577.57    | 11974.62         |
| 16    | MADHYA PRADESH            | 472164.80                             | 1486880.56 | 30389.79  | 49949.57  | 2039384.72                              | 2238.66   | 17190.89  | 566.81    | 685.02   | 20681.38        | 474403.46  | 1504071.45 | 30956.60  | 50634.59  | 2060066.10       |
| 17    | MAHARASHTRA               | 156936.43                             | 125574.45  | 66315.48  | 1850.22   | 350676.58                               | 92334.73  | 104143.02 | 14222.01  | 15.69  | 210715.45       | 249271.16  | 229717.47  | 80537.49  | 1865.91   | 561392.03        |
| 18    | MANIPUR                   | 0.00                                  | 0.00       | 0.00      | 0.00      | 0.00                                    | 0.00      | 0.00      | 0.00      | 0.00   | 0.00            | 0.00       | 0.00       | 0.00      | 0.00      | 0.00             |
| 19    | MEGHALAYA                 | 0.00                                  | 0.00       | 0.00      | 0.00      | 0.00                                    | 0.00      | 0.53      | 0.00      | 0.00   | 0.53            | 0.53       | 0.00       | 0.00      | 0.00      | 0.53             |
| 20    | MIZORAM                   | 0.00                                  | 0.00       | 0.00      | 0.00      | 0.00                                    | 145.00    | 0.00      | 0.00      | 0.00   | 145.00          | 145.00     | 0.00       | 0.00      | 0.00      | 145.00           |
| 21    | NAGALAND                  | 0.00                                  | 0.00       | 0.00      | 0.00      | 0.00                                    | 630.28    | 113.30    | 0.00      | 0.00   | 743.58          | 630.28     | 113.30     | 0.00      | 0.00      | 743.58           |
| 22    | ODISHA                    | 106862.01                             | 74017.22   | 133.43    | 46.78     | 181059.44                               | 39206.75  | 22470.30  | 85.19     | 149.37   | 61911.61        | 146068.76  | 96487.52   | 218.62    | 196.15    | 242971.05        |
| 23    | PUDUCHERRY                | 0.00                                  | 0.00       | 0.00      | 0.00      | 0.00                                    | 0.00      | 52.00     | 0.00      | 0.00   | 52.00           | 0.00       | 52.00      | 0.00      | 0.00      | 52.00            |
| 24    | PUNJAB                    | 254462.77                             | 218702.16  | 211.09    | 138.88    | 473514.90                               | 262.57    | 262.57    | 29.00     | 0.00   | 554.14          | 254725.34  | 218964.73  | 240.09    | 138.88    | 474069.04        |
| 25    | RAJASTHAN                 | 59882.85                              | 212591.62  | 204.01    | 1045.44   | 273723.92                               | 1191.78   | 2121.54   | 2.26      | 3.00   | 22408.58        | 61074.63   | 233803.16  | 206.27    | 1048.44   | 296132.50        |
| 26    | SIKKIM                    | 0.00                                  | 0.00       | 0.00      | 0.00      | 0.00                                    | 0.00      | 0.00      | 0.00      | 0.00   | 0.00            | 0.00       | 0.00       | 0.00      | 0.00      | 0.00             |
| 27    | TAMIL NADU                | 114649.84                             | 55918.26   | 48016.93  | 6814.34   | 225399.37                               | 10707.27  | 11028.15  | 2148.46   | 1586.02  | 25489.90        | 125357.11  | 69464.41   | 50165.39  | 8400.36   | 250889.27        |
| 28    | TELENGANA                 | 158525.85                             | 131731.26  | 1128.08   | 2.81      | 291388.00                               | 84706.87  | 63986.41  | 209.90    | 43.94  | 148947.12       | 243232.72  | 195717.67  | 1337.98   | 46.75     | 440335.12        |
| 29    | TRIPURA                   | 0.00                                  | 0.00       | 0.00      | 0.00      | 0.00                                    | 2369.00   | 2096.00   | 0.00      | 591.00   | 5056.00         | 2369.00    | 2096.00    | 0.00      | 591.00    | 5056.00          |
| 30    | UTTARAKHAND               | 10.00                                 | 10.00      | 0.00      | 5.29      | 25.29                                   | 8160.87   | 6866.94   | 3.10      | 169.50   | 15200.41        | 8170.87    | 6876.94    | 3.10      | 174.79    | 15225.70         |
| 31    | UTTAR PRADESH             | 56444.44                              | 65324.21   | 12172.96  | 19414.66  | 153356.27                               | 18489.44  | 21405.75  | 1653.68   | 1551.78  | 43100.65        | 74933.88   | 86729.96   | 13826.64  | 20966.44  | 198456.92        |
| 32    | WEST BENGAL               | 9566.30                               | 4953.79    | 198.77    | 987.35    | 24536.21                                | 8504.78   | 2456.88   | 260.58    | 1478.56  | 12700.80        | 18071.08   | 7410.67    | 459.35    | 11295.91  | 37237.01         |
|       | <b>Total</b>              | 1813018.38                            | 2776099.14 | 235138.91 | 105419.17 | 4929675.60                              | 373871.21 | 332092.94 | 25800.69  | 9634.39  | 741399.23       | 2186889.59 | 3108192.08 | 260939.60 | 115053.56 | 5671074.83       |

**TABLE VI (A): MINOR IRRIGATION SCHEMES (IN USE AND TEMPORARILY NOT IN USE) ACCORDING TO WATER LIFTING DEVICES-GROUND WATER**

(In Number)

| S.No. | State                     | Ground Water Schemes |                  |                   |               |        |          | Total (3 to 7) |
|-------|---------------------------|----------------------|------------------|-------------------|---------------|--------|----------|----------------|
|       |                           | Submersible Pump     | Centrifugal Pump | Turbine/ Jet Pump | Manual/Animal | Others |          |                |
| (1)   | (2)                       | (3)                  | (4)              | (5)               | (6)           | (7)    | (8)      |                |
| 1     | ANDAMAN & NICOBAR ISLANDS | 28                   | 972              | 8                 | 1406          | 4      | 2418     |                |
| 2     | ANDHRA PRADESH            | 867672               | 183267           | 15088             | 2954          | 14848  | 1083829  |                |
| 3     | ARUNACHAL PRADESH         | 15                   | 22               | 0                 | 0             | 0      | 37       |                |
| 4     | ASSAM                     | 24714                | 68103            | 56232             | 75            | 978    | 150102   |                |
| 5     | BIHAR                     | 121713               | 458146           | 35565             | 36074         | 37479  | 688977   |                |
| 6     | CHANDIGARH                | 30                   | 0                | 0                 | 0             | 0      | 30       |                |
| 7     | CHHATISGARH               | 310374               | 12185            | 4965              | 2888          | 2861   | 333273   |                |
| 8     | GOA                       | 1069                 | 2374             | 23                | 454           | 81     | 4001     |                |
| 9     | GUJARAT                   | 1293932              | 48457            | 181               | 615           | 7987   | 1351172  |                |
| 10    | HARYANA                   | 183513               | 30617            | 1338              | 3             | 3987   | 219458   |                |
| 11    | HIMACHAL PRADESH          | 7484                 | 2824             | 55                | 19            | 285    | 10667    |                |
| 12    | JAMMU & KASHMIR           | 7037                 | 2997             | 26                | 6             | 403    | 10469    |                |
| 13    | JHARKHAND                 | 4892                 | 99460            | 9295              | 23633         | 25240  | 162520   |                |
| 14    | KARNATAKA                 | 1202207              | 33491            | 4081              | 25224         | 10066  | 1275069  |                |
| 15    | KERALA                    | 15550                | 43490            | 1495              | 1438          | 407    | 62380    |                |
| 16    | MADHYA PRADESH            | 1629106              | 396106           | 112040            | 4875          | 76837  | 2218964  |                |
| 17    | MAHARASHTRA               | 1715338              | 1238591          | 43488             | 5707          | 227058 | 3230182  |                |
| 18    | MEGHALAYA                 | 0                    | 68               | 0                 | 149           | 737    | 954      |                |
| 19    | MIZORAM                   | 23                   | 0                | 0                 | 19            | 4      | 46       |                |
| 20    | NAGALAND                  | 7                    | 24               | 0                 | 2             | 0      | 33       |                |
| 21    | ODISHA                    | 117162               | 214407           | 9515              | 53834         | 3352   | 398270   |                |
| 22    | PUDUCHERRY                | 3680                 | 22               | 0                 | 0             | 2      | 3704     |                |
| 23    | PUNJAB                    | 1066298              | 105518           | 388               | 6             | 1536   | 1173746  |                |
| 24    | RAJASTHAN                 | 932817               | 457946           | 29313             | 7899          | 33464  | 1461439  |                |
| 25    | TAMIL NADU                | 1100638              | 840716           | 20774             | 18192         | 37471  | 2017791  |                |
| 26    | TELENGANA                 | 1281035              | 246115           | 22820             | 873           | 8372   | 1559215  |                |
| 27    | TRIPURA                   | 2515                 | 50               | 4                 | 0             | 8      | 2577     |                |
| 28    | UTTARAKHAND               | 21958                | 29634            | 55                | 2             | 122    | 51771    |                |
| 29    | UTTAR PRADESH             | 600645               | 3282601          | 12510             | 272           | 39377  | 3935405  |                |
| 30    | WEST BENGAL               | 118852               | 181936           | 10740             | 932           | 12881  | 325341   |                |
|       | <b>Total</b>              | 12630304             | 7980139          | 389999            | 187551        | 545847 | 21733840 |                |

**TABLE VI (B): MINOR IRRIGATION SCHEMES (IN USE AND TEMPORARILY NOT IN USE)  
ACCORDING TO WATER LIFTING DEVICES-SURFACE WATER**

(In Number)

| S.No. | State                     | Surface Water Schemes (Surface Lift Scheme only) |                  |                   |               |        |        |     | Total (3 to 7) |
|-------|---------------------------|--|------------------|-------------------|---------------|--------|--------|-----|----------------|
|       |                           | Submersible Pump                                 | Centrifugal Pump | Turbine/ Jet Pump | Manual/Animal | Others |        |     |                |
| (1)   | (2)                       | (3)  | (4)              | (5)               | (6)           | (7)    | (8)    | (8) |                |
| 1     | ANDAMAN & NICOBAR ISLANDS | 30   | 2369             | 8                 | 943           | 8      | 3358   |     |                |
| 2     | ANDHRA PRADESH            | 2803   | 6573             | 451               | 96            | 462    | 10385  |     |                |
| 3     | ARUNACHAL PRADESH         | 0  | 1                | 01                | 0             | 2      |        |     |                |
| 4     | ASSAM                     | 434  | 1432             | 4992              | 244           | 372    | 7474   |     |                |
| 5     | BIHAR                     | 825  | 2712             | 75                | 714           | 331    | 4657   |     |                |
| 6     | CHHATISGARH               | 3879   | 4681             | 1480              | 233           | 1688   | 11961  |     |                |
| 7     | GOA                       | 200  | 697              | 12                | 135           | 16     | 1060   |     |                |
| 8     | GUJARAT                   | 11   | 17130            | 0                 | 0             | 0      | 17141  |     |                |
| 9     | HARYANA                   | 601  | 13               | 2                 | 0             | 4      | 620    |     |                |
| 10    | HIMACHAL PRADESH          | 124  | 129              | 15                | 11            | 12     | 291    |     |                |
| 11    | JAMMU & KASHMIR           | 36   | 49               | 4                 | 0             | 11     | 100    |     |                |
| 12    | JHARKHAND                 | 771  | 12748            | 975               | 1441          | 1212   | 17147  |     |                |
| 13    | KARNATAKA                 | 37967  | 10344            | 2151              | 630           | 1710   | 52802  |     |                |
| 14    | KERALA                    | 3007   | 15431            | 562               | 2209          | 579    | 21788  |     |                |
| 15    | MADHYA PRADESH            | 15043  | 12052            | 3466              | 182           | 2215   | 32958  |     |                |
| 16    | MAHARASHTRA               | 133261   | 97410            | 4968              | 592           | 2997   | 239228 |     |                |
| 17    | MANIPUR                   | 0  | 166              | 0                 | 0             | 0      | 166    |     |                |
| 18    | MEGHALAYA                 | 0  | 1                | 1                 | 0             | 1      | 3      |     |                |
| 19    | NAGALAND                  | 2  | 31               | 0                 | 8             | 5      | 46     |     |                |
| 20    | ODISHA                    | 4923   | 50146            | 3710              | 3326          | 741    | 62846  |     |                |
| 21    | PUNJAB                    | 597  | 707              | 63                | 0             | 15     | 1382   |     |                |
| 22    | RAJASTHAN                 | 608  | 10903            | 89                | 323           | 1476   | 13399  |     |                |
| 23    | TAMIL NADU                | 734  | 1288             | 73                | 1190          | 525    | 3810   |     |                |
| 24    | TELENGANA                 | 22411  | 14511            | 440               | 20            | 255    | 37637  |     |                |

(In Number)

| S.No. | State         | Surface Water Schemes (Surface Lift Scheme only) |                         |                          |                      |               |        | Total (3 to 7) |
|-------|---------------|--|-------------------------|--------------------------|----------------------|---------------|--------|----------------|
|       |               | Submersible Pump<br>(3)                          | Centrifugal Pump<br>(4) | Turbine/ Jet Pump<br>(5) | Manual/Animal<br>(6) | Others<br>(7) | (8)    |                |
| (1)   | (2)           |  |                         |                          |                      |               |        |                |
| 25    | TRIPURA       | 25   | 2106                    | 4                        | 1                    | 3             | 2139   |                |
| 26    | UTTARAKHAND   | 140  | 82                      | 0                        | 38                   | 249           | 509    |                |
| 27    | UTTAR PRADESH | 1105   | 23922                   | 243                      | 73                   | 1156          | 26499  |                |
| 28    | WEST BENGAL   | 1184   | 16421                   | 1128                     | 788                  | 1932          | 21453  |                |
|       | <b>Total</b>  | 230721   | 304055                  | 24913                    | 13197                | 17975         | 590861 |                |

**TABLE VI (C): MINOR IRRIGATION SCHEMES (IN USE AND TEMPORARILY NOT IN USE)  
ACCORDING TO WATER LIFTING DEVICES - ALL SCHEMES**

(In Number)

| S.No. | State                     | All Schemes      |                  |                   |               |        |         |     | Total (3 to 7) |
|-------|---------------------------|------------------|------------------|-------------------|---------------|--------|---------|-----|----------------|
|       |                           | Submersible Pump | Centrifugal Pump | Turbine/ Jet Pump | Manual/Animal | Others |         |     |                |
| (1)   | (2)                       | (3)              | (4)              | (5)               | (6)           | (7)    | (8)     | (8) |                |
| 1     | ANDAMAN & NICOBAR ISLANDS | 58               | 3341             | 16                | 2349          | 12     | 5776    |     |                |
| 2     | ANDHRA PRADESH            | 870475           | 189840           | 15539             | 3050          | 15310  | 1094214 |     |                |
| 3     | ARUNACHAL PRADESH         | 15               | 23               | 1                 | 0             | 0      | 39      |     |                |
| 4     | ASSAM                     | 25148            | 69535            | 61224             | 319           | 1350   | 157576  |     |                |
| 5     | BIHAR                     | 122538           | 460858           | 35640             | 36788         | 37810  | 693634  |     |                |
| 6     | CHANDIGARH                | 30               | 0                | 0                 | 0             | 0      | 30      |     |                |
| 7     | CHHATISGARH               | 314253           | 16866            | 6445              | 3121          | 4549   | 345234  |     |                |
| 8     | GOA                       | 1269             | 3071             | 35                | 589           | 97     | 5061    |     |                |
| 9     | GUJARAT                   | 1293943          | 65587            | 181               | 615           | 7987   | 1368313 |     |                |
| 10    | HARYANA                   | 184114           | 30630            | 1340              | 3             | 3991   | 220078  |     |                |
| 11    | HIMACHAL PRADESH          | 7608             | 2953             | 70                | 30            | 297    | 10958   |     |                |
| 12    | JAMMU & KASHMIR           | 7073             | 3046             | 30                | 6             | 414    | 10569   |     |                |
| 13    | JHARKHAND                 | 5663             | 112208           | 10270             | 25074         | 26452  | 179667  |     |                |
| 14    | KARNATAKA                 | 1240174          | 43835            | 6232              | 25854         | 11776  | 1327871 |     |                |
| 15    | KERALA                    | 18557            | 58921            | 2057              | 3647          | 986    | 84168   |     |                |
| 16    | MADHYA PRADESH            | 1644149          | 408158           | 115506            | 5057          | 79052  | 2251922 |     |                |
| 17    | MAHARASHTRA               | 1848599          | 1336001          | 48456             | 6299          | 230055 | 3469410 |     |                |
| 18    | MANIPUR                   | 0                | 166              | 0                 | 0             | 0      | 166     |     |                |
| 19    | MEGHALAYA                 | 0                | 69               | 1                 | 149           | 738    | 957     |     |                |
| 20    | MIZORAM                   | 23               | 0                | 0                 | 19            | 4      | 46      |     |                |
| 21    | NAGALAND                  | 9                | 55               | 0                 | 10            | 5      | 79      |     |                |
| 22    | ODISHA                    | 122085           | 264553           | 13225             | 57160         | 4093   | 461116  |     |                |

(In Number)

| S.No. | State         | All Schemes             |                         |                          |                      |               |                       | Total (3 to 7) |
|-------|---------------|-------------------------|-------------------------|--------------------------|----------------------|---------------|-----------------------|----------------|
|       |               | Submersible Pump<br>(3) | Centrifugal Pump<br>(4) | Turbine/ Jet Pump<br>(5) | Manual/Animal<br>(6) | Others<br>(7) | Total (3 to 7)<br>(8) |                |
| (1)   | (2)           |                         |                         |                          |                      |               |                       |                |
| 23    | PUDUCHERRY    | 3680                    | 22                      | 0                        | 0                    | 2             | 3704                  |                |
| 24    | PUNJAB        | 1066895                 | 106225                  | 451                      | 6                    | 1551          | 1175128               |                |
| 25    | RAJASTHAN     | 933425                  | 468849                  | 29402                    | 8222                 | 34940         | 1474838               |                |
| 26    | SIKKIM        | 0                       | 0                       | 0                        | 0                    | 0             | 0                     |                |
| 27    | TAMIL NADU    | 1101372                 | 842004                  | 20847                    | 19382                | 37996         | 2021601               |                |
| 28    | TELENGANA     | 1303446                 | 260626                  | 23260                    | 893                  | 8627          | 1596852               |                |
| 29    | TRIPURA       | 2540                    | 2156                    | 8                        | 1                    | 11            | 4716                  |                |
| 30    | UTTARAKHAND   | 22098                   | 29716                   | 55                       | 40                   | 371           | 52280                 |                |
| 31    | UTTAR PRADESH | 601750                  | 3306523                 | 12753                    | 345                  | 40533         | 3961904               |                |
| 32    | WEST BENGAL   | 120036                  | 198357                  | 11868                    | 1720                 | 14813         | 346794                |                |
|       | <b>Total</b>  | 12861025                | 8284194                 | 414912                   | 200748               | 563822        | 22324701              |                |



**TABLE VII (A): MINOR IRRIGATION SCHEMES (IN USE AND TEMPORARILY NOT IN USE)  
ACCORDING TO SOURCE OF ENERGY - GROUND WATER**

(In Number)

| S.No. | State                     | Ground Water Schemes |                    |                   |                    |                      |               |                       |  |
|-------|---------------------------|----------------------|--------------------|-------------------|--------------------|----------------------|---------------|-----------------------|--|
|       |                           | Electric Pump<br>(3) | Diesel Pump<br>(4) | Wind mills<br>(5) | Solar pumps<br>(6) | Manual/Animal<br>(7) | Others<br>(8) | Total (3 to 8)<br>(9) |  |
| 1     | ANDAMAN & NICOBAR ISLANDS | 946                  | 61                 | 1                 | 0                  | 1406                 | 4             | 2418                  |  |
| 2     | ANDHRA PRADESH            | 995902               | 68970              | 202               | 7567               | 2954                 | 8234          | 1083829               |  |
| 3     | ARUNACHAL PRADESH         | 7                    | 30                 | 0                 | 0                  | 0                    | 0             | 37                    |  |
| 4     | ASSAM                     | 71656                | 78319              | 6                 | 10                 | 75                   | 36            | 150102                |  |
| 5     | BIHAR                     | 116994               | 530466             | 1253              | 584                | 36074                | 3606          | 688977                |  |
| 6     | CHANDIGARH                | 30                   | 0                  | 0                 | 0                  | 0                    | 0             | 30                    |  |
| 7     | CHHATISGARH               | 323504               | 2211               | 125               | 3893               | 2888                 | 652           | 333273                |  |
| 8     | GOA                       | 3339                 | 182                | 2                 | 2                  | 454                  | 22            | 4001                  |  |
| 9     | GUJARAT                   | 1307472              | 1976               | 40611             | 12                 | 615                  | 486           | 1351172               |  |
| 10    | HARYANA                   | 206396               | 11948              | 70                | 159                | 3                    | 882           | 219458                |  |
| 11    | HIMACHAL PRADESH          | 10124                | 507                | 5                 | 6                  | 19                   | 6             | 10667                 |  |
| 12    | JAMMU & KASHMIR           | 10365                | 93                 | 1                 | 1                  | 6                    | 3             | 10469                 |  |
| 13    | JHARKHAND                 | 18009                | 107847             | 384               | 786                | 23633                | 11861         | 162520                |  |
| 14    | KARNATAKA                 | 1242691              | 3891               | 587               | 597                | 25224                | 2079          | 1275069               |  |
| 15    | KERALA                    | 58815                | 1668               | 37                | 17                 | 1438                 | 405           | 62380                 |  |
| 16    | MADHYA PRADESH            | 2133834              | 65192              | 369               | 1566               | 4875                 | 13128         | 2218964               |  |
| 17    | MAHARASHTRA               | 3141908              | 46170              | 4435              | 1580               | 5707                 | 30382         | 3230182               |  |
| 18    | MEGHALAYA                 | 28                   | 774                | 1                 | 0                  | 149                  | 2             | 954                   |  |
| 19    | MIZORAM                   | 25                   | 1                  | 0                 | 1                  | 19                   | 0             | 46                    |  |
| 20    | NAGALAND                  | 3                    | 16                 | 0                 | 10                 | 2                    | 2             | 33                    |  |
| 21    | ODISHA                    | 209852               | 128012             | 603               | 540                | 53834                | 5429          | 398270                |  |
| 22    | PUDUCHERRY                | 3700                 | 2                  | 0                 | 0                  | 0                    | 2             | 3704                  |  |
| 23    | PUNJAB                    | 1135980              | 37210              | 184               | 175                | 6                    | 191           | 1173746               |  |
| 24    | RAJASTHAN                 | 1154521              | 294012             | 763               | 2048               | 7899                 | 2196          | 1461439               |  |

(In Number)

| S.No. | State         | Ground Water Schemes |                    |                   |                    |                      |               |                       | Total (3 to 8) |
|-------|---------------|----------------------|--------------------|-------------------|--------------------|----------------------|---------------|-----------------------|----------------|
|       |               | Electric Pump<br>(3) | Diesel Pump<br>(4) | Wind mills<br>(5) | Solar pumps<br>(6) | Manual/Animal<br>(7) | Others<br>(8) | Total (3 to 8)<br>(9) |                |
| (1)   | (2)           |                      |                    |                   |                    |                      |               |                       |                |
| 25    | TAMIL NADU    | 1906132              | 78409              | 2032              | 695                | 18192                | 12331         | 2017791               |                |
| 26    | TELENGANA     | 1550929              | 6127               | 494               | 190                | 873                  | 602           | 1559215               |                |
| 27    | TRIPURA       | 2539                 | 32                 | 0                 | 0                  | 0                    | 6             | 2577                  |                |
| 28    | UTTARAKHAND   | 25334                | 26325              | 8                 | 3                  | 2                    | 99            | 51771                 |                |
| 29    | UTTAR PRADESH | 775613               | 3156427            | 389               | 2166               | 272                  | 538           | 3935405               |                |
| 30    | WEST BENGAL   | 155577               | 165047             | 512               | 1112               | 932                  | 2161          | 325341                |                |
|       | <b>Total</b>  | 16562225             | 4811925            | 53074             | 23720              | 187551               | 95345         | 21733840              |                |

**TABLE VII (B): MINOR IRRIGATION SCHEMES (IN USE AND TEMPORARILY NOT IN USE)  
ACCORDING TO SOURCE OF ENERGY - SURFACE WATER**

(In Number)

| S.No. | State                     | Surface Water Schemes (Surface Lift Scheme only) |                 |                |                 |                   |            |  |  | Total (3 to 8) |  |        |
|-------|---------------------------|--|-----------------|----------------|-----------------|-------------------|------------|--|--|----------------|--|--------|
|       |                           | Electric Pump (3)                                | Diesel Pump (4) | Wind mills (5) | Solar pumps (6) | Manual/Animal (7) | Others (8) |  |  |                |  |        |
| (1)   | (2)                       |  |                 |                |                 |                   |            |  |  |                |  |        |
| 1     | ANDAMAN & NICOBAR ISLANDS | 2178   | 230             | 0              | 1               | 943               | 6          |  |  |                |  | 3358   |
| 2     | ANDHRA PRADESH            | 8815   | 1408            | 3              | 1               | 96                | 62         |  |  |                |  | 10385  |
| 3     | ARUNACHAL PRADESH         | 0  | 2               | 0              | 0               | 0                 | 0          |  |  |                |  | 2      |
| 4     | ASSAM                     | 5540   | 1686            | 0              | 0               | 244               | 4          |  |  |                |  | 7474   |
| 5     | BIHAR                     | 596  | 3149            | 82             | 11              | 714               | 105        |  |  |                |  | 4657   |
| 6     | CHHATISGARH               | 6919   | 3916            | 184            | 325             | 233               | 384        |  |  |                |  | 11961  |
| 7     | GOA                       | 831  | 90              | 0              | 1               | 135               | 3          |  |  |                |  | 1060   |
| 8     | GUJARAT                   | 16   | 17125           | 0              | 0               | 0                 | 0          |  |  |                |  | 17141  |
| 9     | HARYANA                   | 612  | 5               | 0              | 0               | 0                 | 3          |  |  |                |  | 620    |
| 10    | HIMACHAL PRADESH          | 249  | 16              | 0              | 7               | 11                | 8          |  |  |                |  | 291    |
| 11    | JAMMU & KASHMIR           | 95   | 0               | 0              | 0               | 0                 | 5          |  |  |                |  | 100    |
| 12    | JHARKHAND                 | 1423   | 13543           | 36             | 55              | 1441              | 649        |  |  |                |  | 17147  |
| 13    | KARNATAKA                 | 49426  | 1983            | 91             | 47              | 630               | 625        |  |  |                |  | 52802  |
| 14    | KERALA                    | 16396  | 2595            | 10             | 15              | 2209              | 563        |  |  |                |  | 21788  |
| 15    | MADHYA PRADESH            | 28458  | 3322            | 11             | 11              | 182               | 974        |  |  |                |  | 32958  |
| 16    | MAHARASHTRA               | 231631   | 5662            | 209            | 46              | 592               | 1088       |  |  |                |  | 239228 |
| 17    | MANIPUR                   | 7  | 159             | 0              | 0               | 0                 | 0          |  |  |                |  | 166    |
| 18    | MEGHALAYA                 | 1  | 2               | 0              | 0               | 0                 | 0          |  |  |                |  | 3      |
| 19    | NAGALAND                  | 3  | 30              | 0              | 0               | 8                 | 5          |  |  |                |  | 46     |
| 20    | ODISHA                    | 16134  | 40411           | 174            | 132             | 3326              | 2669       |  |  |                |  | 62846  |
| 21    | PUNJAB                    | 607  | 748             | 12             | 0               | 0                 | 15         |  |  |                |  | 1382   |
| 22    | RAJASTHAN                 | 923  | 12040           | 4              | 11              | 323               | 98         |  |  |                |  | 13399  |

(In Number)

| S.No. | State         | Surface Water Schemes (Surface Lift Scheme only) |                    |                   |                    |                      |               |        | Total (3 to 8) |
|-------|---------------|--|--------------------|-------------------|--------------------|----------------------|---------------|--------|----------------|
|       |               | Electric Pump<br>(3)                             | Diesel Pump<br>(4) | Wind mills<br>(5) | Solar pumps<br>(6) | Manual/Animal<br>(7) | Others<br>(8) | (9)    |                |
| (1)   | (2)           |  |                    |                   |                    |                      |               |        |                |
| 23    | TAMILNADU     | 1065   | 1124               | 26                | 9                  | 1190                 | 396           | 3810   |                |
| 24    | TELENGANA     | 36282  | 1280               | 24                | 4                  | 20                   | 27            | 37637  |                |
| 25    | TRIPURA       | 1526   | 610                | 0                 | 0                  | 1                    | 2             | 2139   |                |
| 26    | UTTARAKHAND   | 151  | 18                 | 1                 | 0                  | 38                   | 301           | 509    |                |
| 27    | UTTAR PRADESH | 1269   | 24782              | 32                | 17                 | 73                   | 326           | 26499  |                |
| 28    | WEST BENGAL   | 3738   | 14200              | 89                | 77                 | 788                  | 2561          | 21453  |                |
|       | <b>Total</b>  | 414891   | 150136             | 988               | 770                | 13197                | 10879         | 590861 |                |

**TABLE VII (C): MINOR IRRIGATION SCHEMES (IN USE AND TEMPORARILY NOT IN USE)  
ACCORDING TO SOURCE OF ENERGY - ALL SCHEMES**

(In Number)

| S.No. | State                     | All Schemes          |                    |                   |                    |                      |               |         |  | Total (3 to 8) |  |  |
|-------|---------------------------|----------------------|--------------------|-------------------|--------------------|----------------------|---------------|---------|--|----------------|--|--|
|       |                           | Electric Pump<br>(3) | Diesel Pump<br>(4) | Wind mills<br>(5) | Solar pumps<br>(6) | Manual/Animal<br>(7) | Others<br>(8) |         |  |                |  |  |
| (1)   | (2)                       |                      |                    |                   |                    |                      |               |         |  |                |  |  |
| 1     | ANDAMAN & NICOBAR ISLANDS | 3124                 | 291                | 1                 | 1                  | 2349                 | 10            | 5776    |  |                |  |  |
| 2     | ANDHRA PRADESH            | 1004717              | 70378              | 205               | 7568               | 3050                 | 8296          | 1094214 |  |                |  |  |
| 3     | ARUNACHAL PRADESH         | 7                    | 32                 | 0                 | 0                  | 0                    | 0             | 39      |  |                |  |  |
| 4     | ASSAM                     | 77196                | 80005              | 6                 | 10                 | 319                  | 40            | 157576  |  |                |  |  |
| 5     | BIHAR                     | 117590               | 533615             | 1335              | 595                | 36788                | 3711          | 693634  |  |                |  |  |
| 6     | CHANDIGARH                | 30                   | 0                  | 0                 | 0                  | 0                    | 0             | 30      |  |                |  |  |
| 7     | CHHATTISGARH              | 330423               | 6127               | 309               | 4218               | 3121                 | 1036          | 345234  |  |                |  |  |
| 8     | GOA                       | 4170                 | 272                | 2                 | 3                  | 589                  | 25            | 5061    |  |                |  |  |
| 9     | GUJARAT                   | 1307488              | 19101              | 40611             | 12                 | 615                  | 486           | 1368313 |  |                |  |  |
| 10    | HARYANA                   | 207008               | 11953              | 70                | 159                | 3                    | 885           | 220078  |  |                |  |  |
| 11    | HIMACHAL PRADESH          | 10373                | 523                | 5                 | 13                 | 30                   | 14            | 10958   |  |                |  |  |
| 12    | JAMMU & KASHMIR           | 10460                | 93                 | 1                 | 1                  | 6                    | 8             | 10569   |  |                |  |  |
| 13    | JHARKHAND                 | 19432                | 121390             | 420               | 841                | 25074                | 12510         | 179667  |  |                |  |  |
| 14    | KARNATAKA                 | 1292117              | 5874               | 678               | 644                | 25854                | 2704          | 1327871 |  |                |  |  |
| 15    | KERALA                    | 75211                | 4263               | 47                | 32                 | 3647                 | 968           | 84168   |  |                |  |  |
| 16    | MADHYA PRADESH            | 2162292              | 68514              | 380               | 1577               | 5057                 | 14102         | 2251922 |  |                |  |  |
| 17    | MAHARASHTRA               | 3373539              | 51832              | 4644              | 1626               | 6299                 | 31470         | 3469410 |  |                |  |  |
| 18    | MANIPUR                   | 7                    | 159                | 0                 | 0                  | 0                    | 0             | 166     |  |                |  |  |
| 19    | MEGHALAYA                 | 29                   | 776                | 1                 | 0                  | 149                  | 2             | 957     |  |                |  |  |
| 20    | MIZORAM                   | 25                   | 1                  | 0                 | 1                  | 19                   | 0             | 46      |  |                |  |  |
| 21    | NAGALAND                  | 6                    | 46                 | 0                 | 10                 | 10                   | 7             | 79      |  |                |  |  |
| 22    | ODISHA                    | 225986               | 168423             | 777               | 672                | 57160                | 8098          | 461116  |  |                |  |  |
| 23    | PUDUCHERRY                | 3700                 | 2                  | 0                 | 0                  | 0                    | 2             | 3704    |  |                |  |  |
| 24    | PUNJAB                    | 1136587              | 37958              | 196               | 175                | 6                    | 206           | 1175128 |  |                |  |  |

(In Number)

| S.No. | State       | All Schemes          |                    |                   |                    |                      |               |                       |  |
|-------|-------------|----------------------|--------------------|-------------------|--------------------|----------------------|---------------|-----------------------|--|
|       |             | Electric Pump<br>(3) | Diesel Pump<br>(4) | Wind mills<br>(5) | Solar pumps<br>(6) | Manual/Animal<br>(7) | Others<br>(8) | Total (3 to 8)<br>(9) |  |
| (1)   | (2)         |                      |                    |                   |                    |                      |               |                       |  |
| 25    | RAJASTHAN   | 1155444              | 306052             | 767               | 2059               | 8222                 | 2294          | 1474838               |  |
| 26    | SIKKIM      | 0                    | 0                  | 0                 | 0                  | 0                    | 0             | 0                     |  |
| 27    | TAMIL NADU  | 1907197              | 79533              | 2058              | 704                | 19382                | 12727         | 2021601               |  |
| 28    | TELENGANA   | 1587211              | 7407               | 518               | 194                | 893                  | 629           | 1596852               |  |
| 29    | TRIPURA     | 4065                 | 642                | 0                 | 0                  | 1                    | 8             | 4716                  |  |
| 30    | UTTARAKHAND | 25485                | 26343              | 9                 | 3                  | 40                   | 400           | 52280                 |  |

## MINOR IRRIGATION CENSUS (2017-18)

**Table VIII (A): NUMBER OF SCHEMES TEMPORARILY NOT IN USE AND POTENTIAL PARTIALLY UTILISED/UN-UTILISED - GROUND WATER**

| S. No. | State                     | Ground Water Schemes Temporarily not in use due to |         |         |         |                       |          |          |          |                         |           |           |          |                             |         |         |         |                     |         |         |         |                   |          |          |         | Total  |           |           |          |
|--------|---------------------------|--|---------|---------|---------|-----------------------|----------|----------|----------|-------------------------|-----------|-----------|----------|-----------------------------|---------|---------|---------|---------------------|---------|---------|---------|-------------------|----------|----------|---------|--------|-----------|-----------|----------|
|        |                           | Non Availability of Adequate Power                 |         |         |         | Mechanical Break Down |          |          |          | Less Discharge of Water |           |           |          | Non-Availability of Finance |         |         |         | Lack of Maintenance |         |         |         | Any Other Reasons |          |          |         |        |           |           |          |
|        |                           | No.  | CCA     | IPC     | IPI     | No.                   | CCA      | IPC      | IPI      | No.                     | CCA       | IPC       | IPI      | No.                         | CCA     | IPC     | IPI     | No.                 | CCA     | IPC     | IPI     | No.               | CCA      | IPC      | IPI     |        |           |           |          |
| (1)    | (2)                       | (3)  | (4)     | (5)     | (6)     | (7)                   | (8)      | (9)      | (10)     | (11)                    | (12)      | (13)      | (14)     | (15)                        | (16)    | (17)    | (18)    | (19)                | (20)    | (21)    | (22)    | (23)              | (24)     | (25)     | (26)    | (27)   | (28)      | (29)      | (30)     |
| 1      | ANDAMAN & NICOBAR ISLANDS | 0  | 0.00    | 0.00    | 0.00    | 2                     | 1.10     | 1.10     | 0.50     | 66                      | 53.80     | 54.00     | 28.11    | 0                           | 0.00    | 0.00    | 0.00    | 47                  | 24.67   | 24.87   | 6.41    | 16                | 14.60    | 15.80    | 2.52    | 131    | 94.17     | 95.77     | 35.54    |
| 2      | ANDHRA PRADESH            | 2626   | 2620.74 | 3226.27 | 1205.26 | 4177                  | 4471.03  | 5795.71  | 2553.34  | 136399                  | 134560.43 | 168866.47 | 59795.18 | 4291                        | 4219.09 | 5404.04 | 2310.47 | 575                 | 623.07  | 852.31  | 601.04  | 6393              | 7422.56  | 8908.59  | 5527.01 | 154451 | 153916.92 | 193954.39 | 71997.30 |
| 3      | ARUNACHAL PRADESH         | 2  | 25.00   | 36.00   | 7.00    | 7                     | 177.00   | 224.00   | 71.00    | 1                       | 26.00     | 28.00     | 24.00    | 2                           | 30.00   | 35.50   | 12.00   | 3                   | 105.00  | 110.00  | 17.00   | 1                 | 45.00    | 70.00    | 5.00    | 16     | 410.00    | 503.50    | 136.00   |
| 4      | ASSAM                     | 51   | 292.10  | 320.60  | 205.90  | 778                   | 2747.69  | 3105.50  | 1919.89  | 56                      | 396.40    | 411.70    | 268.70   | 51                          | 211.20  | 253.50  | 147.10  | 11                  | 19.90   | 27.70   | 19.20   | 767               | 2337.74  | 2775.98  | 1856.02 | 1714   | 6004.43   | 6956.98   | 4416.81  |
| 5      | BIHAR                     | 234  | 1883.10 | 1790.23 | 1540.11 | 988                   | 7270.93  | 7767.73  | 6663.69  | 1346                    | 7468.08   | 8362.18   | 7461.25  | 127                         | 803.41  | 892.51  | 739.39  | 281                 | 2094.67 | 2256.84 | 1938.48 | 1821              | 10053.56 | 11559.56 | 9583.97 | 4797   | 29374.75  | 32231.05  | 27926.89 |
| 6      | CHHATTISGARH              | 0  | 0.00    | 0.00    | 0.00    | 0                     | 0.00     | 0.00     | 0.00     | 0                       | 0.00      | 0.00      | 0.00     | 0                           | 0.00    | 0.00    | 0.00    | 0                   | 0.00    | 0.00    | 0.00    | 0                 | 0.00     | 0.00     | 0.00    | 0      | 0.00      | 0.00      | 0.00     |
| 7      | CHHATTISGARH              | 72   | 108.65  | 150.24  | 78.37   | 125                   | 223.77   | 286.94   | 73.25    | 391                     | 468.41    | 647.28    | 202.31   | 19                          | 24.95   | 30.63   | 13.24   | 34                  | 73.11   | 85.22   | 39.41   | 263               | 521.00   | 620.95   | 183.39  | 904    | 1420.09   | 1821.46   | 589.97   |
| 8      | GOA                       | 2  | 0.20    | 0.20    | 0.20    | 2                     | 3.65     | 3.65     | 0.05     | 19                      | 16.60     | 16.60     | 12.80    | 2                           | 0.00    | 0.00    | 0.00    | 9                   | 3.55    | 3.55    | 1.75    | 24                | 5.45     | 5.45     | 5.15    | 58     | 29.45     | 29.45     | 19.95    |
| 9      | GUJARAT                   | 2  | 6.02    | 11.00   | 9.74    | 10289                 | 25190.09 | 39786.55 | 34676.27 | 4                       | 14.25     | 20.38     | 16.55    | 2                           | 5.00    | 8.00    | 3.50    | 215                 | 442.60  | 742.62  | 644.63  | 71                | 131.21   | 182.29   | 100.19  | 10583  | 25789.18  | 40752.84  | 35450.88 |
| 10     | HARYANA                   | 72   | 344.80  | 666.60  | 650.60  | 3                     | 41.00    | 62.00    | 35.00    | 0                       | 0.00      | 0.00      | 0.00     | 0                           | 0.00    | 0.00    | 0.00    | 1                   | 3.00    | 4.00    | 4.00    | 66                | 2241.00  | 2333.00  | 2333.00 | 142    | 2829.90   | 3065.60   | 3022.60  |
| 11     | HIMACHAL PRADESH          | 5  | 7.16    | 11.77   | 11.32   | 8                     | 53.00    | 106.00   | 56.54    | 4                       | 4.56      | 8.67      | 8.67     | 1                           | 0.00    | 0.00    | 0.00    | 0                   | 0.00    | 0.00    | 0.00    | 15                | 41.60    | 66.85    | 36.67   | 33     | 106.32    | 193.29    | 113.20   |
| 12     | JAMMU & KASHMIR           | 1  | 0.50    | 0.50    | 0.50    | 3                     | 3.00     | 5.10     | 2.95     | 1                       | 0.25      | 0.25      | 0.25     | 1                           | 0.80    | 1.30    | 0.70    | 2                   | 3.00    | 4.90    | 2.20    | 0                 | 0.00     | 0.00     | 0.00    | 8      | 7.55      | 12.05     | 6.00     |
| 13     | JHARKHAND                 | 52   | 106.97  | 113.40  | 86.82   | 253                   | 228.07   | 246.97   | 200.12   | 529                     | 464.44    | 519.32    | 394.39   | 97                          | 128.01  | 172.01  | 163.30  | 92                  | 86.42   | 96.76   | 63.09   | 185               | 253.55   | 284.51   | 161.57  | 1208   | 1267.56   | 1456.97   | 1063.29  |
| 14     | KARNATAKA                 | 143  | 314.58  | 335.44  | 327.14  | 175                   | 198.64   | 245.57   | 237.39   | 1118                    | 942.31    | 1234.18   | 1194.87  | 43                          | 29.73   | 50.72   | 50.07   | 62                  | 50.80   | 59.80   | 50.11   | 325               | 232.77   | 295.67   | 290.65  | 1866   | 1788.63   | 2221.38   | 2150.23  |
| 15     | KERALA                    | 8  | 3.30    | 3.30    | 3.30    | 23                    | 18.50    | 18.50    | 17.82    | 32                      | 21.56     | 21.60     | 21.18    | 7                           | 11.05   | 11.05   | 10.12   | 37                  | 52.73   | 52.73   | 52.37   | 73                | 20.31    | 23.84    | 23.57   | 180    | 127.45    | 131.02    | 128.36   |
| 16     | MADHYA PRADESH            | 466  | 957.75  | 1117.82 | 1018.51 | 683                   | 1275.62  | 1557.56  | 1305.91  | 7167                    | 9721.66   | 11551.23  | 10208.05 | 407                         | 747.12  | 902.20  | 805.72  | 184                 | 303.05  | 348.49  | 306.74  | 4179              | 5733.78  | 6831.02  | 5920.89 | 13066  | 18733.98  | 22308.32  | 19566.82 |
| 17     | MAHARASHTRA               | 2706   | 1432.65 | 1508.98 | 1274.99 | 982                   | 580.11   | 625.54   | 512.94   | 6554                    | 6613.30   | 7629.90   | 6455.38  | 1                           | 0.25    | 0.50    | 0.40    | 39                  | 11.77   | 15.22   | 11.83   | 3882              | 4529.95  | 4684.28  | 4455.95 | 14774  | 13167.90  | 14644.42  | 12711.49 |
| 18     | MESHALAYA                 | 0  | 0.00    | 0.00    | 0.00    | 1                     | 40.00    | 67.00    | 0.00     | 1                       | 0.00      | 0.00      | 0.00     | 0                           | 0.00    | 0.00    | 0.00    | 0                   | 0.00    | 0.00    | 0.00    | 0                 | 0.00     | 0.00     | 0.00    | 2      | 40.00     | 67.00     | 0.00     |
| 19     | MIZORAM                   | 0  | 0.00    | 0.00    | 0.00    | 2                     | 0.00     | 0.00     | 0.00     | 1                       | 1.20      | 1.20      | 0.00     | 0                           | 0.00    | 0.00    | 0.00    | 1                   | 0.00    | 0.00    | 0.00    | 2                 | 0.00     | 0.00     | 0.00    | 6      | 1.20      | 1.20      | 0.00     |
| 20     | INAGALAND                 | 0  | 0.00    | 0.00    | 0.00    | 0                     | 0.00     | 0.00     | 0.00     | 0                       | 0.00      | 0.00      | 0.00     | 0                           | 0.00    | 0.00    | 0.00    | 3                   | 24.00   | 26.00   | 4.00    | 0                 | 0.00     | 0.00     | 0.00    | 3      | 24.00     | 26.00     | 4.00     |
| 21     | ODISHA                    | 575  | 1880.38 | 2643.32 | 663.09  | 3551                  | 9452.25  | 13505.19 | 2658.09  | 4142                    | 4000.74   | 5135.67   | 1346.86  | 1174                        | 961.58  | 1286.56 | 232.77  | 5861                | 5023.15 | 6302.36 | 1479.54 | 5426              | 7140.81  | 9352.63  | 1664.28 | 20729  | 28468.91  | 38226.33  | 8044.63  |
| 22     | PUNJAB                    | 1  | 0.81    | 1.62    | 1.62    | 7                     | 9.94     | 18.32    | 16.32    | 2                       | 2.50      | 5.00      | 5.00     | 1                           | 2.34    | 4.68    | 4.68    | 0                   | 0.00    | 0.00    | 0.00    | 22                | 19.27    | 36.54    | 36.54   | 33     | 34.86     | 68.16     | 68.16    |
| 23     | PUNJAB                    | 203  | 527.16  | 1055.53 | 993.29  | 12                    | 30.38    | 60.76    | 60.76    | 1                       | 1.21      | 2.42      | 2.42     | 1                           | 2.83    | 5.66    | 5.66    | 0                   | 0.00    | 0.00    | 0.00    | 0                 | 0.00     | 0.00     | 0.00    | 217    | 561.38    | 1124.37   | 1062.13  |

(Area in Ha)

| S. No. | State         | Ground Water Schemes Temporarily not in use due to |          |          |          |       |          |                       |          |        |           |           |           |                         |          |          |          |       |          |                             |          |       |           |           |           |                     |           |           |           |     |    |                   |     |    |     |     |    |       |  |  |  |  |  |
|--------|---------------|--|----------|----------|----------|-------|----------|-----------------------|----------|--------|-----------|-----------|-----------|-------------------------|----------|----------|----------|-------|----------|-----------------------------|----------|-------|-----------|-----------|-----------|---------------------|-----------|-----------|-----------|-----|----|-------------------|-----|----|-----|-----|----|-------|--|--|--|--|--|
|        |               | Non Availability of Adequate Power                 |          |          |          |       |          | Mechanical Break Down |          |        |           |           |           | Less Discharge of Water |          |          |          |       |          | Non-Availability of Finance |          |       |           |           |           | Lack of Maintenance |           |           |           |     |    | Any Other Reasons |     |    |     |     |    | Total |  |  |  |  |  |
|        |               | No.  | CCA      | PP       | PIU      | IPC   | PU       | No.                   | CCA      | PP     | PIU       | IPC       | PU        | No.                     | CCA      | PP       | PIU      | IPC   | PU       | No.                         | CCA      | PP    | PIU       | IPC       | PU        | No.                 | CCA       | PP        | PIU       | IPC | PU | No.               | CCA | PP | PIU | IPC | PU |       |  |  |  |  |  |
| (1)    | (2)           | (3)  | (4)      | (5)      | (6)      | (7)   | (8)      | (9)                   | (10)     | (11)   | (12)      | (13)      | (14)      | (15)                    | (16)     | (17)     | (18)     | (19)  | (20)     | (21)                        | (22)     | (23)  | (24)      | (25)      | (26)      | (27)                | (28)      | (29)      | (30)      |     |    |                   |     |    |     |     |    |       |  |  |  |  |  |
| 24     | RAJASTHAN     | 692  | 2214.72  | 2403.47  | 772.54   | 1327  | 2403.22  | 2793.59               | 963.57   | 12630  | 28803.40  | 32226.62  | 7206.52   | 659                     | 2606.93  | 2680.24  | 2019.54  | 392   | 1173.21  | 1353.90                     | 477.95   | 3099  | 7102.92   | 9158.80   | 3391.97   | 19659               | 44303.80  | 50618.92  | 14834.09  |     |    |                   |     |    |     |     |    |       |  |  |  |  |  |
| 25     | TAMIL NADU    | 5493   | 7329.16  | 7582.75  | 6369.53  | 7814  | 11606.45 | 12016.39              | 10240.85 | 88008  | 118151.82 | 120520.85 | 94999.75  | 1353                    | 3957.97  | 4010.24  | 3779.01  | 3656  | 3823.99  | 4242.75                     | 3338.37  | 12554 | 14515.24  | 15930.40  | 12087.81  | 120178              | 159384.09 | 164303.38 | 130613.32 |     |    |                   |     |    |     |     |    |       |  |  |  |  |  |
| 26     | TELENGANA     | 621  | 686.51   | 737.38   | 531.89   | 2141  | 1434.42  | 2082.74               | 1661.63  | 26193  | 19167.08  | 27002.84  | 17627.72  | 252                     | 207.69   | 273.26   | 195.28   | 295   | 204.87   | 303.16                      | 257.33   | 933   | 804.45    | 1292.05   | 542.51    | 30435               | 22401.97  | 31691.43  | 20810.16  |     |    |                   |     |    |     |     |    |       |  |  |  |  |  |
| 27     | TRIPURA       | 54   | 110.50   | 193.60   | 120.50   | 211   | 424.20   | 623.40                | 539.10   | 5      | 37.00     | 42.40     | 12.00     | 14                      | 38.30    | 48.60    | 28.60    | 41    | 45.50    | 87.00                       | 83.95    | 71    | 147.30    | 266.00    | 235.90    | 396                 | 802.80    | 1261.00   | 1020.05   |     |    |                   |     |    |     |     |    |       |  |  |  |  |  |
| 28     | UTTARAKHAND   | 1  | 2.50     | 4.70     | 4.30     | 0     | 0.00     | 0.00                  | 0.00     | 1      | 3.00      | 3.50      | 3.00      | 0                       | 0.00     | 0.00     | 0.00     | 1     | 1.07     | 2.14                        | 2.14     | 35    | 139.90    | 220.55    | 206.30    | 38                  | 146.47    | 230.89    | 215.74    |     |    |                   |     |    |     |     |    |       |  |  |  |  |  |
| 29     | UTTAR PRADESH | 210  | 1389.09  | 1692.05  | 1409.66  | 983   | 4171.51  | 4793.89               | 3929.37  | 329    | 906.64    | 1077.71   | 823.95    | 96                      | 314.10   | 356.95   | 294.50   | 75    | 391.30   | 558.50                      | 445.30   | 34602 | 139961.60 | 158877.22 | 132459.49 | 36305               | 146736.24 | 167356.32 | 139982.27 |     |    |                   |     |    |     |     |    |       |  |  |  |  |  |
| 30     | WEST BENGAL   | 1327   | 6654.58  | 10826.51 | 6334.12  | 1615  | 7938.25  | 13065.71              | 11267.41 | 1146   | 5528.39   | 9481.21   | 8437.43   | 557                     | 2974.05  | 5058.11  | 4340.87  | 360   | 1559.22  | 2587.50                     | 2231.55  | 4403  | 16741.17  | 28328.13  | 24872.45  | 9408                | 41385.66  | 69327.17  | 60483.83  |     |    |                   |     |    |     |     |    |       |  |  |  |  |  |
|        | <b>Total</b>  | 15619  | 28607.13 | 36433.88 | 28627.10 | 36172 | 79983.82 | 108973.81             | 79670.76 | 287336 | 337379.69 | 394871.18 | 216543.34 | 9158                    | 17276.40 | 21986.46 | 15155.92 | 12277 | 16143.05 | 20193.32                    | 12078.39 | 79238 | 219155.94 | 262802.11 | 201994.80 | 439800              | 698549.39 | 844598.36 | 536060.31 |     |    |                   |     |    |     |     |    |       |  |  |  |  |  |



**MINOR IRRIGATION CENSUS(2017-18)**  
**Table VIII (B): NUMBER OF SCHEMES TEMPORARILY NOT IN USE AND**  
**POTENTIAL PARTIALLY UTILISED / UN-UTILISED - SURFACE WATER**

(Area in Ha)

| S No. | State                     | Surface Water Schemes Temporarily not in use due to |         |         |         |     |          |                       |         |      |          |          |          |                         |        |        |        |      |          |                             |         |      |         |         |        |                             |         |         |        |      |          |                            |         |       |           |           |           |                    |      |     |     |  |  |                   |  |  |  |  |  |       |  |  |  |  |  |
|-------|---------------------------|---|---------|---------|---------|-----|----------|-----------------------|---------|------|----------|----------|----------|-------------------------|--------|--------|--------|------|----------|-----------------------------|---------|------|---------|---------|--------|-----------------------------|---------|---------|--------|------|----------|----------------------------|---------|-------|-----------|-----------|-----------|--------------------|------|-----|-----|--|--|-------------------|--|--|--|--|--|-------|--|--|--|--|--|
|       |                           | Non-Availability of Adequate Power                  |         |         |         |     |          | Mechanical Break Down |         |      |          |          |          | Less discharge of water |        |        |        |      |          | Non-Availability of Finance |         |      |         |         |        | Storage Not Filled up fully |         |         |        |      |          | Station of Canal / Storage |         |       |           |           |           | Channel break down |      |     |     |  |  | Any Other Reasons |  |  |  |  |  | Total |  |  |  |  |  |
|       |                           | No.   | CCA     | IPC     | IPU     | No. | CCA      | IPC                   | IPU     | No.  | CCA      | IPC      | IPU      | No.                     | CCA    | IPC    | IPU    | No.  | CCA      | IPC                         | IPU     | No.  | CCA     | IPC     | IPU    | No.                         | CCA     | IPC     | IPU    | No.  | CCA      | IPC                        | IPU     | No.   | CCA       | IPC       | IPU       | No.                | CCA  | IPC | IPU |  |  |                   |  |  |  |  |  |       |  |  |  |  |  |
| (1)   | (2)                       | (3)   | (4)     | (5)     | (6)     | (7) | (8)      | (9)                   | (10)    | (11) | (12)     | (13)     | (14)     | (15)                    | (16)   | (17)   | (18)   | (19) | (20)     | (21)                        | (22)    | (23) | (24)    | (25)    | (26)   | (27)                        | (28)    | (29)    | (30)   | (31) | (32)     | (33)                       | (34)    | (35)  | (36)      | (37)      | (38)      | (39)               | (40) |     |     |  |  |                   |  |  |  |  |  |       |  |  |  |  |  |
| 1     | ANDAMAN & NICOBAR ISLANDS | 0   | 0.00    | 0.00    | 0.00    | 12  | 8.40     | 8.40                  | 1.44    | 32   | 26.40    | 30.70    | 6.39     | 0                       | 0.00   | 0.00   | 0.00   | 4    | 2.60     | 2.90                        | 1.50    | 25   | 27.66   | 29.30   | 0.77   | 2                           | 1.60    | 1.80    | 0.00   | 31   | 33.70    | 37.40                      | 8.58    | 106   | 100.36    | 110.50    | 18.68     |                    |      |     |     |  |  |                   |  |  |  |  |  |       |  |  |  |  |  |
| 2     | ANDHRA PRADESH            | 74  | 1422.64 | 1588.70 | 1110.60 | 171 | 2454.31  | 3138.32               | 582.13  | 4475 | 68877.66 | 79793.29 | 11884.61 | 168                     | 610.37 | 846.71 | 945.93 | 299  | 32794.64 | 36263.90                    | 815.83  | 13   | 58.32   | 63.85   | 31.30  | 2                           | 21.05   | 27.05   | 0.00   | 5261 | 72528.96 | 96725.43                   | 9298.38 | 10463 | 141173.95 | 168006.25 | 237882.78 |                    |      |     |     |  |  |                   |  |  |  |  |  |       |  |  |  |  |  |
| 3     | ARUNACHAL PRADESH         | 1   | 30.00   | 45.00   | 35.00   | 3   | 45.00    | 62.00                 | 44.00   | 14   | 81.00    | 96.00    | 49.80    | 25                      | 183.00 | 272.00 | 136.00 | 13   | 205.00   | 272.00                      | 84.50   | 139  | 1014.12 | 1226.48 | 462.58 | 244                         | 2692.96 | 3360.35 | 928.30 | 100  | 1335.94  | 1462.41                    | 502.75  | 539   | 5587.02   | 6736.24   | 2242.93   |                    |      |     |     |  |  |                   |  |  |  |  |  |       |  |  |  |  |  |
| 4     | ASSAM                     | 9   | 1293.40 | 1494.40 | 474.10  | 188 | 10497.38 | 13113.09              | 2472.46 | 11   | 630.02   | 926.02   | 115.12   | 5                       | 352.45 | 475.95 | 73.85  | 2    | 43.00    | 52.00                       | 16.00   | 4    | 112.50  | 140.50  | 64.50  | 30                          | 1078.00 | 1231.00 | 272.00 | 165  | 16498.00 | 28973.34                   | 5859.61 | 414   | 30584.75  | 38406.30  | 9371.64   |                    |      |     |     |  |  |                   |  |  |  |  |  |       |  |  |  |  |  |
| 5     | BHAR                      | 19  | 291.92  | 464.92  | 260.92  | 59  | 813.98   | 1390.98               | 704.68  | 13   | 291.6    | 29.86    | 25.45    | 6                       | 104.00 | 191.00 | 90.00  | 7    | 12.00    | 12.00                       | 12.00   | 1    | 0.00    | 0.00    | 0.00   | 0                           | 0.00    | 0.00    | 0.00   | 8    | 95.00    | 120.00                     | 78.75   | 113   | 1346.06   | 2288.76   | 1171.80   |                    |      |     |     |  |  |                   |  |  |  |  |  |       |  |  |  |  |  |
| 6     | CHHATTISGARH              | 27  | 58.92   | 65.11   | 39.08   | 25  | 106.71   | 109.96                | 45.28   | 46   | 109.76   | 123.31   | 93.91    | 2                       | 2.00   | 2.00   | 2.00   | 13   | 99.08    | 99.08                       | 34.31   | 1    | 0.00    | 0.00    | 0.00   | 0                           | 0.00    | 0.00    | 0.00   | 68   | 397.74   | 38955                      | 82.02   | 182   | 686.21    | 789.01    | 296.60    |                    |      |     |     |  |  |                   |  |  |  |  |  |       |  |  |  |  |  |
| 7     | GOA                       | 0   | 0.00    | 0.00    | 0.00    | 1   | 5.50     | 5.50                  | 2.00    | 2    | 1.40     | 1.40     | 1.40     | 0                       | 0.00   | 0.00   | 0.00   | 0    | 0.00     | 0.00                        | 0.00    | 0    | 0.00    | 0.00    | 0.00   | 1                           | 0.04    | 0.04    | 0.03   | 3    | 0.66     | 0.66                       | 0.66    | 7     | 7.60      | 7.60      | 4.09      |                    |      |     |     |  |  |                   |  |  |  |  |  |       |  |  |  |  |  |
| 8     | GUJARAT                   | 3   | 3.00    | 3.75    | 3.07    | 0   | 0.00     | 0.00                  | 0.00    | 0    | 0.00     | 0.00     | 0.00     | 0                       | 0.00   | 0.00   | 0.00   | 0    | 0.00     | 0.00                        | 0.00    | 0    | 0.00    | 0.00    | 0.00   | 0                           | 0.00    | 0.00    | 0.00   | 0    | 0.00     | 0.00                       | 0.00    | 3     | 3.00      | 3.75      | 3.07      |                    |      |     |     |  |  |                   |  |  |  |  |  |       |  |  |  |  |  |
| 9     | HARYANA                   | 1   | 3.00    | 6.00    | 6.00    | 0   | 0.00     | 0.00                  | 0.00    | 0    | 0.00     | 0.00     | 0.00     | 0                       | 0.00   | 0.00   | 0.00   | 0    | 0.00     | 0.00                        | 0.00    | 0    | 0.00    | 0.00    | 0.00   | 0                           | 0.00    | 0.00    | 0.00   | 0    | 0.00     | 0.00                       | 0.00    | 1     | 3.00      | 6.00      | 6.00      |                    |      |     |     |  |  |                   |  |  |  |  |  |       |  |  |  |  |  |
| 10    | HIMACHAL PRADESH          | 5   | 12.06   | 21.26   | 20.21   | 17  | 222.49   | 441.88                | 391.42  | 96   | 4271.15  | 574.19   | 386.48   | 5                       | 21.35  | 35.94  | 35.74  | 41   | 62.28    | 91.62                       | 58.65   | 14   | 92.23   | 175.00  | 149.74 | 126                         | 687.04  | 960.51  | 620.78 | 176  | 715.08   | 1089.36                    | 698.12  | 480   | 2234.68   | 3389.76   | 2361.14   |                    |      |     |     |  |  |                   |  |  |  |  |  |       |  |  |  |  |  |
| 11    | JAMMU & KASHMIR           | 0   | 0.00    | 0.00    | 0.00    | 0   | 0.00     | 0.00                  | 0.00    | 1    | 1.00     | 1.00     | 0.00     | 0                       | 0.00   | 0.00   | 0.00   | 0    | 0.00     | 0.00                        | 0.00    | 0    | 0.00    | 0.00    | 0.00   | 0                           | 0.00    | 0.00    | 0.00   | 1    | 0.00     | 0.00                       | 0.00    | 2     | 1.00      | 1.00      | 0.00      |                    |      |     |     |  |  |                   |  |  |  |  |  |       |  |  |  |  |  |
| 12    | JHARKHAND                 | 127   | 455.06  | 470.44  | 323.13  | 270 | 8289.93  | 907.95                | 630.71  | 534  | 1767.06  | 1873.10  | 1158.82  | 44                      | 997.8  | 104.73 | 76.28  | 485  | 955.89   | 1054.21                     | 728.36  | 323  | 1121.65 | 1187.02 | 740.40 | 33                          | 130.35  | 139.51  | 68.16  | 496  | 1080.98  | 1154.60                    | 638.86  | 2312  | 6400.30   | 6891.56   | 4364.72   |                    |      |     |     |  |  |                   |  |  |  |  |  |       |  |  |  |  |  |
| 13    | KARNATAKA                 | 26  | 41.90   | 42.90   | 42.10   | 45  | 6334     | 7148                  | 5588    | 136  | 334.63   | 396.88   | 263.59   | 7                       | 37.83  | 38.03  | 35.40  | 973  | 1174.62  | 1537.27                     | 1159.48 | 21   | 10.22   | 10.44   | 10.44  | 5                           | 0.00    | 0.00    | 0.00   | 181  | 1105.15  | 1121.66                    | 470.75  | 1394  | 2761.69   | 3218.66   | 2037.64   |                    |      |     |     |  |  |                   |  |  |  |  |  |       |  |  |  |  |  |
| 14    | KERALA                    | 13  | 72.64   | 73.46   | 73.05   | 29  | 119.42   | 134.61                | 115.96  | 44   | 95.04    | 105.22   | 93.02    | 39                      | 181.81 | 181.81 | 181.81 | 20   | 70.68    | 72.70                       | 72.00   | 19   | 248.52  | 337.10  | 289.44 | 2                           | 11.99   | 11.99   | 11.59  | 157  | 467.06   | 489.41                     | 471.68  | 323   | 1267.16   | 1406.30   | 1308.55   |                    |      |     |     |  |  |                   |  |  |  |  |  |       |  |  |  |  |  |
| 15    | MADHYA PRADESH            | 18  | 3.00    | 3.00    | 3.00    | 12  | 15.00    | 15.00                 | 15.00   | 262  | 726.23   | 738.63   | 464.57   | 42                      | 74.02  | 74.02  | 64.01  | 8    | 36.80    | 39.80                       | 37.80   | 0    | 0.00    | 0.00    | 0.00   | 39                          | 38.80   | 39.60   | 38.60  | 332  | 363.67   | 385.65                     | 309.47  | 713   | 1257.52   | 1295.70   | 932.45    |                    |      |     |     |  |  |                   |  |  |  |  |  |       |  |  |  |  |  |
| 16    | MAHARASHTRA               | 44  | 292.30  | 296.20  | 273.85  | 246 | 533.46   | 539.73                | 520.69  | 21   | 49.88    | 50.02    | 30.79    | 0                       | 0.00   | 0.00   | 0.00   | 67   | 82.37    | 86.35                       | 84.47   | 5    | 13.40   | 13.40   | 13.40  | 25                          | 11.86   | 22.96   | 11.48  | 638  | 729.18   | 772.59                     | 490.61  | 1046  | 1772.45   | 1781.25   | 1452.29   |                    |      |     |     |  |  |                   |  |  |  |  |  |       |  |  |  |  |  |
| 17    | MANIPUR                   | 3   | 0.00    | 0.00    | 0.00    | 16  | 0.00     | 0.00                  | 0.00    | 11   | 0.00     | 0.00     | 0.00     | 1                       | 0.00   | 0.00   | 0.00   | 0    | 0.00     | 0.00                        | 0.00    | 5    | 27.00   | 27.00   | 25.00  | 7                           | 0.00    | 0.00    | 0.00   | 4    | 0.00     | 0.00                       | 0.00    | 47    | 27.00     | 27.00     | 25.00     |                    |      |     |     |  |  |                   |  |  |  |  |  |       |  |  |  |  |  |
| 18    | MEGHALAYA                 | 1   | 0.20    | 0.20    | 0.00    | 15  | 430.38   | 856.40                | 293.33  | 15   | 386.13   | 434.13   | 102.00   | 3                       | 37.00  | 37.00  | 2.00   | 6    | 17.32    | 25.41                       | 13.91   | 33   | 453.80  | 712.26  | 97.52  | 32                          | 538.63  | 645.03  | 206.50 | 60   | 1268.75  | 1595.40                    | 418.40  | 165   | 3112.71   | 4305.83   | 869.66    |                    |      |     |     |  |  |                   |  |  |  |  |  |       |  |  |  |  |  |

| S No. | State         | Surface Water Schemes Temporarily not in use side b |          |          |                       |      |          |                         |          |       |                             |           |          |                             |         |         |                           |      |          |                    |          |      |                   |          |         |       |          |          |          |       |           |           |          |        |           |           |           |         |
|-------|---------------|---|----------|----------|-----------------------|------|----------|-------------------------|----------|-------|-----------------------------|-----------|----------|-----------------------------|---------|---------|---------------------------|------|----------|--------------------|----------|------|-------------------|----------|---------|-------|----------|----------|----------|-------|-----------|-----------|----------|--------|-----------|-----------|-----------|---------|
|       |               | Non-Availability of Adequate Power                  |          |          | Mechanical/Break Down |      |          | Less discharge of water |          |       | Non-Availability of Finance |           |          | Storage Not filled up fully |         |         | Shortage of Canal/Storage |      |          | Channel break down |          |      | Any Other Reasons |          |         | Total |          |          |          |       |           |           |          |        |           |           |           |         |
|       |               | No.   | CCA      | IPC      | IPU                   | No.  | CCA      | IPC                     | IPU      | No.   | CCA                         | IPC       | IPU      | No.                         | CCA     | IPC     | IPU                       | No.  | CCA      | IPC                | IPU      | No.  | CCA               | IPC      | IPU     | No.   | CCA      | IPC      | IPU      |       |           |           |          |        |           |           |           |         |
| (1)   | (2)           | (3)   | (4)      | (5)      | (6)                   | (7)  | (8)      | (9)                     | (10)     | (11)  | (12)                        | (13)      | (14)     | (15)                        | (16)    | (17)    | (18)                      | (19) | (20)     | (21)               | (22)     | (23) | (24)              | (25)     | (26)    | (27)  | (28)     | (29)     | (30)     | (31)  | (32)      | (33)      | (34)     | (35)   | (36)      | (37)      | (38)      |         |
| 19    | MIZORAM       | 0   | 0.00     | 0.00     | 0.00                  | 2    | 105.00   | 245.00                  | 100.00   | 5     | 71.00                       | 90.00     | 23.40    | 4                           | 59.00   | 130.00  | 37.10                     | 0    | 0.00     | 0.00               | 0.00     | 1    | 32.00             | 62.00    | 7.50    | 12    | 541.50   | 1076.30  | 313.70   | 3     | 152.00    | 255.00    | 74.00    | 27     | 940.50    | 1888.30   | 555.70    |         |
| 20    | MHARASHTRA    | 2   | 13.00    | 13.00    | 8.00                  | 386  | 97.70    | 100.80                  | 8.60     | 386   | 2569.11                     | 2594.26   | 201.26   | 226                         | 1080.02 | 1093.56 | 524.90                    | 37   | 76.40    | 76.40              | 2.60     | 3    | 14.00             | 14.00    | 0.00    | 0.00  | 75       | 271.22   | 238.62   | 62.62 | 660       | 287.51    | 2714.69  | 194.99 | 1415      | 6789.16   | 4835.53   | 1002.97 |
| 21    | ODISHA        | 408   | 4022.91  | 5549.58  | 1460.54               | 970  | 12757.88 | 18143.66                | 2716.99  | 200   | 2003.34                     | 2572.60   | 784.91   | 290                         | 1386.53 | 1827.86 | 894.85                    | 143  | 758.76   | 1040.53            | 334.52   | 98   | 890.59            | 11222.22 | 386.26  | 773   | 3290.66  | 5589.00  | 485.94   | 1009  | 8279.22   | 11257.31  | 2097.64  | 3291   | 33358.69  | 47082.76  | 9161.65   |         |
| 22    | PUNJAB        | 0   | 0.00     | 0.00     | 0.00                  | 0    | 0.00     | 0.00                    | 0.00     | 0     | 0.00                        | 0.00      | 0.00     | 0                           | 0.00    | 0.00    | 0.00                      | 0    | 0.00     | 0.00               | 0.00     | 0    | 0.00              | 0.00     | 0.00    | 0     | 0.00     | 0.00     | 0.00     | 0.00  | 0.00      | 0.00      | 0.00     | 0      | 0.00      | 0.00      | 0.00      |         |
| 23    | RAJASTHAN     | 13  | 19.34    | 36.46    | 36.46                 | 15   | 35.72    | 71.44                   | 71.44    | 0     | 0.00                        | 0.00      | 0.00     | 0                           | 0.00    | 0.00    | 0.00                      | 0    | 0.00     | 0.00               | 0.00     | 0    | 0.00              | 0.00     | 0.00    | 0     | 0.00     | 0.00     | 0.00     | 0.00  | 0.00      | 0.00      | 0.00     | 0.00   | 0.00      | 0.00      | 0.00      |         |
| 24    | SIKKIM        | 20  | 180.24   | 281.49   | 83.91                 | 88   | 247.95   | 272.95                  | 105.23   | 424   | 2843.70                     | 3480.95   | 627.76   | 20                          | 184.57  | 184.57  | 156.8                     | 567  | 7497.19  | 9004.74            | 1834.11  | 0    | 0.00              | 0.00     | 0.00    | 0.00  | 0        | 0.00     | 0.00     | 0.00  | 0.00      | 0.00      | 0.00     | 0.00   | 0.00      | 0.00      | 0.00      | 0.00    |
| 25    | TAMIL NADU    | 5   | 67.14    | 77.00    | 67.34                 | 6    | 57.98    | 66.63                   | 42.96    | 44    | 432.68                      | 532.09    | 435.29   | 0                           | 0.00    | 0.00    | 0.00                      | 1    | 18.00    | 20.00              | 18.70    | 8    | 81.87             | 112.60   | 99.35   | 254   | 2576.43  | 3157.24  | 2440.17  | 1.35  | 1323.35   | 1783.27   | 1349.54  | 453    | 4557.45   | 5748.83   | 4453.35   |         |
| 26    | TELANGANA     | 347   | 3270.88  | 3595.67  | 2855.33               | 549  | 1251.97  | 1308.76                 | 802.66   | 1462  | 5277.18                     | 5405.28   | 3395.99  | 227                         | 1071.25 | 1071.27 | 944.34                    | 1153 | 7854.68  | 7923.15            | 4709.37  | 36   | 122.61            | 122.80   | 102.32  | 12    | 8.80     | 17.80    | 11.80    | 181   | 13076.36  | 13273.90  | 9312.83  | 5729   | 31933.73  | 32718.53  | 22124.65  |         |
| 27    | TRIPURA       | 49  | 36.78    | 44.03    | 33.45                 | 183  | 666.71   | 715.78                  | 262.70   | 3721  | 23590.49                    | 31841.98  | 5945.22  | 26                          | 181.05  | 217.40  | 31.46                     | 678  | 2703.49  | 4064.31            | 772.13   | 37   | 47.44             | 57.55    | 4.28    | 53    | 89.85    | 93.09    | 4.86     | 616   | 1355.16   | 1609.13   | 347.16   | 5363   | 28610.97  | 38843.27  | 7407.26   |         |
| 28    | UTTAR PRADESH | 9   | 229.50   | 286.00   | 10.00                 | 20   | 211.00   | 365.10                  | 193.05   | 30    | 1340.00                     | 1749.00   | 566.00   | 1                           | 36.00   | 72.00   | 67.00                     | 0    | 0.00     | 0.00               | 0.00     | 4    | 70.00             | 171.00   | 34.00   | 0     | 0.00     | 0.00     | 0.00     | 52    | 1324.30   | 1762.60   | 397.60   | 116    | 3270.80   | 4405.70   | 1267.65   |         |
| 29    | WEST BENGAL   | 44  | 204.64   | 293.20   | 230.19                | 23   | 120.45   | 168.67                  | 94.37    | 354   | 990.28                      | 1506.02   | 937.19   | 41                          | 151.20  | 244.03  | 155.15                    | 198  | 271.43   | 417.41             | 274.15   | 158  | 840.33            | 1110.24  | 572.76  | 5225  | 21908.18 | 37199.90 | 22280.45 | 1787  | 7127.97   | 10521.67  | 7125.07  | 7820   | 31608.48  | 46011.14  | 31669.33  |         |
| 30    | WEST BENGAL   | 44  | 232.76   | 317.26   | 267.76                | 33   | 165.60   | 230.40                  | 195.40   | 54    | 133.83                      | 174.36    | 161.93   | 7                           | 12.00   | 15.00   | 15.00                     | 57   | 193.00   | 226.00             | 275.30   | 10   | 74.16             | 134.16   | 68.16   | 7     | 30.60    | 36.60    | 36.60    | 623   | 1044.88   | 1150.61   | 982.56   | 835    | 1886.83   | 2284.39   | 1957.11   |         |
| 31    | WEST BENGAL   | 0   | 0.00     | 0.00     | 0.00                  | 0    | 0.00     | 0.00                    | 0.00     | 88    | 948.62                      | 1643.42   | 847.34   | 48                          | 286.83  | 475.77  | 321.68                    | 0    | 0.00     | 0.00               | 0.00     | 0    | 0.00              | 0.00     | 0.00    | 0     | 0.00     | 0.00     | 0.00     | 921   | 8882.71   | 14046.88  | 8994.06  | 1057   | 10118.16  | 16166.07  | 10163.08  |         |
| Total |               | 1312  | 12258.23 | 15069.03 | 7710.09               | 3024 | 37183.26 | 42484.49                | 10204.38 | 12481 | 105763.75                   | 136753.71 | 28572.24 | 1237                        | 6157.06 | 7590.65 | 3990.68                   | 4772 | 25328.43 | 29886.98           | 11279.69 | 958  | 5353.42           | 4828.92  | 3159.72 | 6599  | 33869.56 | 48372.39 | 27783.59 | 15631 | 144900.06 | 189436.10 | 50765.58 | 45774  | 365408.77 | 476422.27 | 142926.97 |         |

**MINOR IRRIGATION CENSUS (2017-18)**  
**Table IX (A): NUMBER OF SCHEMES PERMANENTLY NOT IN USE BY TYPE OF REASONS - GROUND WATER**

| S.No. | State                     | Ground Water Schemes Permanently not in use<br>(Area in Hc) |          |          |           |                         |          |                     |          |                      |          |  |          |               |          |        |           |     |          |
|-------|---------------------------|---|----------|----------|-----------|-------------------------|----------|---------------------|----------|----------------------|----------|--|----------|---------------|----------|--------|-----------|-----|----------|
|       |                           | Salinity  |          | Dried up |           | Destroyed beyond repair |          | Sea water intrusion |          | Industrial effluents |          | Availability of Major/Medium Irrigation Projects |          | Other reasons |          | Total  |           |     |          |
|       |                           | No.   | IPC Lost | No.      | IPC Lost  | No.                     | IPC Lost | No.                 | IPC Lost | No.                  | IPC Lost | No.  | IPC Lost | No.           | IPC Lost | No.    | IPC Lost  | No. | IPC Lost |
| (1)   | (2)                       | (3)   | (4)      | (5)      | (6)       | (7)                     | (8)      | (9)                 | (10)     | (11)                 | (12)     | (13)   | (14)     | (15)          | (16)     | (17)   | (18)      |     |          |
| 1     | ANDAMAN & NICOBAR ISLANDS | 2   | 0.00     | 38       | 6.60      | 0                       | 0.00     | 0                   | 0.00     | 0                    | 0.00     | 0  | 0.00     | 11            | 8.30     | 51     | 14.90     |     |          |
| 2     | ANDHRA PRADESH            | 1956  | 2633.94  | 37307    | 42543.50  | 2680                    | 3178.59  | 82                  | 88.79    | 67                   | 67.91    | 508  | 1154.12  | 6340          | 7788.92  | 48940  | 57455.77  |     |          |
| 3     | ARUNACHAL PRADESH         | 0   | 0.00     | 1        | 30.00     | 2                       | 70.00    | 0                   | 0.00     | 0                    | 0.00     | 0  | 0.00     | 10            | 414.00   | 13     | 514.00    |     |          |
| 4     | ASSAM                     | 9   | 91.90    | 1658     | 3203.43   | 49                      | 1190.69  | 1                   | 33.00    | 0                    | 0.00     | 0  | 0.00     | 357           | 1801.42  | 2074   | 6320.44   |     |          |
| 5     | BIHAR                     | 626   | 1780.02  | 404      | 2373.35   | 322                     | 439.90   | 129                 | 335.00   | 150                  | 14.00    | 19   | 0.00     | 604           | 1018.05  | 2254   | 5960.32   |     |          |
| 6     | CHHATTISGARH              | 47  | 56.28    | 30       | 25.04     | 4                       | 2.54     | 1                   | 2.00     | 2                    | 1.59     | 1  | 0.26     | 229           | 350.01   | 314    | 437.72    |     |          |
| 7     | GOA                       | 8   | 0.15     | 6        | 0.63      | 2                       | 0.40     | 0                   | 0.00     | 1                    | 0.25     | 0  | 0.00     | 13            | 0.38     | 30     | 1.81      |     |          |
| 8     | GUJARAT                   | 2065  | 8763.19  | 120      | 527.77    | 92                      | 412.45   | 48                  | 261.28   | 30                   | 171.53   | 23   | 106.89   | 1277          | 3673.76  | 3655   | 13916.87  |     |          |
| 9     | HARYANA                   | 2   | 0.00     | 1        | 10.00     | 0                       | 0.00     | 0                   | 0.00     | 0                    | 0.00     | 0  | 0.00     | 4             | 18.00    | 7      | 28.00     |     |          |
| 10    | HIMACHAL PRADESH          | 0   | 0.00     | 15       | 21.82     | 2                       | 2.86     | 0                   | 0.00     | 0                    | 0.00     | 0  | 0.00     | 7             | 16.50    | 24     | 41.18     |     |          |
| 11    | JAMMU & KASHMIR           | 0   | 0.00     | 0        | 0.00      | 0                       | 0.00     | 0                   | 0.00     | 0                    | 0.00     | 0  | 0.00     | 1             | 1.00     | 1      | 1.00      |     |          |
| 12    | JHARKHAND                 | 7   | 3.65     | 122      | 167.24    | 675                     | 16.05    | 3                   | 0.98     | 7                    | 2.20     | 0  | 0.00     | 83            | 72.83    | 897    | 262.95    |     |          |
| 13    | KARNATAKA                 | 230   | 163.67   | 1110     | 694.00    | 428                     | 270.71   | 20                  | 4.70     | 7                    | 10.07    | 0  | 0.00     | 388           | 338.23   | 2183   | 1481.38   |     |          |
| 14    | KERALA                    | 4   | 0.49     | 11       | 1.20      | 5                       | 8.10     | 1                   | 0.00     | 1                    | 4.84     | 0  | 0.00     | 51            | 11.16    | 73     | 25.79     |     |          |
| 15    | MADHYA PRADESH            | 470   | 1532.43  | 4820     | 5503.66   | 813                     | 987.40   | 243                 | 284.20   | 68                   | 97.15    | 192  | 175.18   | 7073          | 7222.01  | 13679  | 15802.03  |     |          |
| 16    | MAHARASHTRA               | 117   | 113.16   | 3251     | 3841.61   | 98                      | 213.54   | 62                  | 113.68   | 36                   | 72.64    | 17   | 33.88    | 202           | 127.43   | 3783   | 4515.94   |     |          |
| 17    | MEGHALAYA                 | 0   | 0.00     | 1        | 0.00      | 1                       | 0.00     | 0                   | 0.00     | 0                    | 0.00     | 0  | 0.00     | 1             | 0.00     | 3      | 0.00      |     |          |
| 18    | MIZORAM                   | 0   | 0.00     | 0        | 0.00      | 4                       | 0.00     | 0                   | 0.00     | 0                    | 0.00     | 0  | 0.00     | 11            | 0.00     | 15     | 0.00      |     |          |
| 19    | NAGALAND                  | 0   | 0.00     | 0        | 0.00      | 0                       | 0.00     | 0                   | 0.00     | 0                    | 0.00     | 0  | 0.00     | 2             | 4.00     | 2      | 4.00      |     |          |
| 20    | ODISHA                    | 2587  | 2384.89  | 4468     | 4497.00   | 5953                    | 5898.20  | 114                 | 286.42   | 59                   | 99.32    | 43   | 88.10    | 4487          | 6481.05  | 17711  | 19734.98  |     |          |
| 21    | PUDUCHERRY                | 0   | 0.00     | 0        | 0.00      | 0                       | 0.00     | 0                   | 0.00     | 0                    | 0.00     | 0  | 0.00     | 127           | 46.16    | 127    | 46.16     |     |          |
| 22    | PUNJAB                    | 2   | 8.04     | 1        | 0.00      | 0                       | 0.00     | 0                   | 0.00     | 0                    | 0.00     | 0  | 0.00     | 8             | 6.48     | 11     | 14.52     |     |          |
| 23    | RAJASTHAN                 | 1051  | 1746.97  | 9544     | 15344.38  | 1164                    | 1977.36  | 0                   | 0        | 78                   | 110.94   | 33   | 67.65    | 1615          | 3459.64  | 13485  | 22706.94  |     |          |
| 24    | TAMIL NADU                | 5824  | 9152.29  | 27013    | 55072.41  | 5367                    | 3630.73  | 858                 | 653.34   | 321                  | 60.90    | 237  | 663.45   | 13407         | 8910.27  | 53027  | 78143.39  |     |          |
| 25    | TELENGANA                 | 253   | 339.19   | 15752    | 12426.90  | 1421                    | 1116.13  | 688                 | 19.07    | 91                   | 107.26   | 55   | 66.31    | 1774          | 1454.02  | 20034  | 15528.88  |     |          |
| 26    | TRIPURA                   | 0   | 0.00     | 58       | 171.70    | 21                      | 139.50   | 0                   | 0.00     | 0                    | 0.00     | 0  | 0.00     | 91            | 342.80   | 170    | 654.00    |     |          |
| 27    | UTTARAKHAND               | 14  | 36.10    | 95       | 247.60    | 42                      | 99.00    | 0                   | 0.00     | 0                    | 0.00     | 0  | 0.00     | 69            | 189.40   | 220    | 572.10    |     |          |
| 28    | UTTAR PRADESH             | 127   | 486.00   | 963      | 249.57    | 559                     | 261.88   | 54                  | 17.50    | 155                  | 8.00     | 75   | 92.50    | 6764          | 8491.40  | 8697   | 9606.85   |     |          |
| 29    | WEST BENGAL               | 590   | 6398.68  | 425      | 5192.94   | 954                     | 11503.83 | 147                 | 1878.74  | 94                   | 1137.21  | 265  | 2695.03  | 4129          | 45245.39 | 6604   | 74051.82  |     |          |
|       | <b>Total</b>              | 15991   | 35691.04 | 107214   | 152152.35 | 20658                   | 31419.86 | 2451                | 3978.7   | 1167                 | 1965.81  | 1468   | 5143.37  | 49135         | 97492.61 | 198084 | 327843.74 |     |          |

**Table IX (B): NUMBER OF SCHEMES PERMANENTLY NOT IN USE BY TYPE OF REASONS - SURFACE WATER**

(Area in Ha)

| S.No. | State                     | Surface Water Schemes Permanently not in use |          |          |          |                         |          |                     |          |                      |          |  |          |                |          |               |          |       |          |
|-------|---------------------------|--|----------|----------|----------|-------------------------|----------|---------------------|----------|----------------------|----------|--|----------|----------------|----------|---------------|----------|-------|----------|
|       |                           | Salinity                                     |          | Dried up |          | Destroyed beyond repair |          | Sea water intrusion |          | Industrial effluents |          | Availability of Major/Medium Irrigation Projects |          | Due to sinking |          | Other reasons |          | Total |          |
|       |                           | No.  | IPC Lost | No.      | IPC Lost | No.                     | IPC Lost | No.                 | IPC Lost | No.                  | IPC Lost | No.  | IPC Lost | No.            | IPC Lost | No.           | IPC Lost | No.   | IPC Lost |
| (1)   | (2)                       | (3)  | (4)      | (5)      | (6)      | (7)                     | (8)      | (9)                 | (10)     | (11)                 | (12)     | (13)   | (14)     | (15)           | (16)     | (17)          | (18)     | (19)  | (20)     |
| 1     | ANDAMAN & NICOBAR ISLANDS | 3  | 1.00     | 43       | 38.50    | 9                       | 4.00     | 1                   | 1.00     | 0                    | 0.00     | 2  | 1.00     | 0              | 0        | 15            | 10.10    | 73    | 55.60    |
| 2     | ANDHRA PRADESH            | 6  | 31.32    | 849      | 19821.29 | 41                      | 464.41   | 28                  | 388.04   | 2                    | 13.20    | 38   | 594.29   | 2              | 5.85     | 219           | 2900.79  | 1185  | 24219.19 |
| 3     | ARUNACHAL PRADESH         | 3  | 104.00   | 7        | 160.00   | 154                     | 2587.75  | 1                   | 7.00     | 1                    | 75.00    | 0  | 0.00     | 35             | 504      | 140           | 3356.60  | 341   | 6794.35  |
| 4     | ASSAM                     | 16   | 5185.00  | 34       | 5309.48  | 43                      | 8045.76  | 1                   | 2.75     | 0                    | 0.00     | 0  | 0.00     | 1              | 18       | 60            | 9853.72  | 155   | 28414.71 |
| 5     | BIHAR                     | 26   | 105.00   | 186      | 8441.21  | 5                       | 65.15    | 5                   | 209.00   | 1                    | 88.00    | 1  | 26.30    | 18             | 191.18   | 7             | 30.00    | 249   | 9155.84  |
| 6     | CHHATTISGARH              | 26   | 169.51   | 42       | 102.80   | 11                      | 11.36    | 6                   | 20.14    | 4                    | 1.19     | 1  | 14.00    | 0              | 0        | 76            | 215.04   | 166   | 534.04   |
| 7     | GOA                       | 0  | 0.00     | 3        | 0.00     | 2                       | 0.00     | 0                   | 0.00     | 0                    | 0.00     | 0  | 0.00     | 0              | 0        | 16            | 120.30   | 21    | 120.30   |
| 8     | HARYANA                   | 15   | 58.40    | 1        | 6.00     | 1                       | 8.00     | 0                   | 0.00     | 0                    | 0.00     | 0  | 0.00     | 0              | 0        | 0             | 0.00     | 17    | 72.40    |
| 9     | HIMACHAL PRADESH          | 5  | 4.48     | 103      | 327.30   | 66                      | 191.37   | 0                   | 0.00     | 1                    | 0.50     | 1  | 0.00     | 5              | 23.98    | 97            | 635.34   | 278   | 1182.97  |
| 10    | JAMMU & KASHMIR           | 0  | 0.00     | 0        | 0.00     | 1                       | 0.00     | 0                   | 0.00     | 0                    | 0.00     | 0  | 0.00     | 2              | 6        | 1             | 0.00     | 4     | 6.00     |
| 11    | JHARKHAND                 | 19   | 66.82    | 398      | 1048.96  | 82                      | 162.65   | 5                   | 24.30    | 88                   | 151.42   | 20   | 110.60   | 0              | 0        | 159           | 258.50   | 771   | 1823.25  |
| 12    | KARNATAKA                 | 9  | 42.80    | 96       | 70.75    | 23                      | 100.32   | 0                   | 0.00     | 7                    | 0.53     | 6  | 0.00     | 1              | 0        | 84            | 60.69    | 226   | 275.09   |
| 13    | KERALA                    | 5  | 3.81     | 15       | 77.76    | 28                      | 83.72    | 3                   | 7.25     | 1                    | 0.00     | 7  | 3.27     | 0              | 0        | 58            | 98.31    | 117   | 274.12   |
| 14    | MADHYA PRADESH            | 11   | 0.00     | 156      | 65.02    | 9                       | 0.00     | 3                   | 0.00     | 1                    | 0.00     | 5  | 0.00     | 0              | 0        | 290           | 57.30    | 475   | 122.32   |
| 15    | MAHARASHTRA               | 37   | 61.34    | 107      | 191.07   | 15                      | 49.10    | 0                   | 0.00     | 0                    | 0.00     | 0  | 0.00     | 5              | 0        | 59            | 177.31   | 223   | 478.82   |
| 16    | MANIPUR                   | 0  | 0.00     | 6        | 0.00     | 174                     | 0.00     | 1                   | 0.00     | 0                    | 0.00     | 0  | 0.00     | 0              | 0        | 2             | 0.00     | 183   | 0.00     |
| 17    | MEGHALAYA                 | 3  | 12.85    | 8        | 532.18   | 49                      | 593.38   | 1                   | 30.00    | 1                    | 6.00     | 1  | 10.66    | 3              | 6.66     | 63            | 510.27   | 129   | 1702.00  |
| 18    | MIZORAM                   | 5  | 332.00   | 0        | 0.00     | 19                      | 1220.00  | 0                   | 0.00     | 1                    | 34.00    | 0  | 0.00     | 0              | 0        | 5             | 643.50   | 30    | 2229.50  |
| 19    | NAGALAND                  | 3  | 7.00     | 59       | 150.00   | 46                      | 235.80   | 12                  | 39.00    | 1                    | 3.00     | 2  | 1.49     | 8              | 14       | 52            | 167.92   | 183   | 618.21   |
| 20    | ODISHA                    | 267  | 1076.46  | 377      | 4304.00  | 764                     | 7632.56  | 16                  | 160.07   | 9                    | 98.57    | 14   | 312.60   | 14             | 245.59   | 428           | 6919.82  | 1889  | 20749.67 |
| 21    | PUDUCHERRY                | 0  | 0.00     | 0        | 0.00     | 0                       | 0.00     | 0                   | 0.00     | 0                    | 0.00     | 0  | 0.00     | 0              | 0        | 2             | 83.50    | 2     | 83.50    |
| 22    | PUNJAB                    | 24   | 56.22    | 30       | 68.88    | 5                       | 14.14    | 1                   | 0.40     | 0                    | 0.00     | 0  | 0.00     | 0              | 0        | 2             | 1.60     | 62    | 141.24   |
| 23    | RAJASTHAN                 | 4  | 121.98   | 65       | 2315.84  | 12                      | 79.46    | 0                   | 0.00     | 0                    | 0.00     | 1  | 2.43     | 0              | 0        | 17            | 181.38   | 99    | 2701.09  |
| 24    | SIKKIM                    | 1  | 7.10     | 9        | 96.50    | 26                      | 368.15   | 0                   | 0.00     | 1                    | 19.00    | 0  | 0.00     | 20             | 226.17   | 77            | 1016.48  | 134   | 1733.40  |
| 25    | TAMIL NADU                | 126  | 424.19   | 543      | 1396.93  | 210                     | 430.80   | 68                  | 109.76   | 27                   | 96.45    | 13   | 0.00     | 11             | 7.2      | 745           | 790.45   | 1743  | 3255.78  |
| 26    | TELENGANA                 | 32   | 77.03    | 1792     | 3550.52  | 189                     | 654.82   | 3                   | 55.81    | 60                   | 102.59   | 2  | 5.00     | 7              | 32.08    | 860           | 4335.19  | 2945  | 8813.04  |
| 27    | TRIPURA                   | 0  | 0.00     | 5        | 188.30   | 6                       | 438.00   | 0                   | 0.00     | 0                    | 0.00     | 0  | 0.00     | 0              | 0        | 21            | 678.00   | 32    | 1304.30  |
| 28    | UTTARAKHAND               | 28   | 169.19   | 141      | 639.68   | 1389                    | 4793.07  | 7                   | 69.68    | 6                    | 11.70    | 7  | 26.50    | 562            | 2547.35  | 1383          | 7204.90  | 3523  | 15464.07 |

(Area in Ha)

| S.No. | State         | Surface Water Schemes Permanently not in use |          |          |          |                         |          |                     |          |                      |          |  |          |                |          | Total |          |               |           |
|-------|---------------|--|----------|----------|----------|-------------------------|----------|---------------------|----------|----------------------|----------|--|----------|----------------|----------|-------|----------|---------------|-----------|
|       |               | Salinity                                     |          | Dried up |          | Destroyed beyond repair |          | Sea water intrusion |          | Industrial effluents |          | Availability of Major/Medium Irrigation Projects |          | Due to sinking |          |       |          | Other reasons |           |
|       |               | No.  | IPC Lost | No.      | IPC Lost | No.                     | IPC Lost | No.                 | IPC Lost | No.                  | IPC Lost | No.  | IPC Lost | No.            | IPC Lost |       |          | No.           | IPC Lost  |
| (1)   | (2)           | (3)  | (4)      | (5)      | (6)      | (7)                     | (8)      | (9)                 | (10)     | (11)                 | (12)     | (13)   | (14)     | (15)           | (16)     | (17)  | (18)     | (19)          | (20)      |
| 29    | UTTAR PRADESH | 987  | 338.10   | 80       | 515.98   | 65                      | 204.00   | 6                   | 4.70     | 2                    | 0.00     | 1  | 1.79     | 3              | 4.1      | 226   | 267.18   | 1370          | 1335.85   |
| 30    | WEST BENGAL   | 53   | 760.74   | 82       | 1121.71  | 117                     | 2150.31  | 26                  | 324.64   | 4                    | 28.60    | 59   | 219.21   | 0              | 0        | 420   | 14846.45 | 761           | 19451.66  |
|       | <b>Total</b>  | 1714   | 9216.34  | 5237     | 50540.66 | 3561                    | 30588.08 | 194                 | 1453.54  | 218                  | 729.75   | 181  | 1331.14  | 697            | 3832.16  | 5584  | 55420.64 | 17386         | 153112.31 |

**Table X (A): NUMBER OF UNDER UTILISED IN USE SCHEMES AND UNDER UTILISED POTENTIAL - GROUND WATER**

(Area in Ha)

| S.No. | State                     | Constraints in utilisation potential of Ground Water Schemes |                          |                       |                          |                         |                          |                               |                          |                     |                          |        |                          |         |                          | Total |                          |
|-------|---------------------------|--|--------------------------|-----------------------|--------------------------|-------------------------|--------------------------|-------------------------------|--------------------------|---------------------|--------------------------|--------|--------------------------|---------|--------------------------|-------|--------------------------|
|       |                           | Non Availability of Adequate Power                           |                          | Mechanical Break Down |                          | Less discharge of Water |                          | Non - Availability of Finance |                          | Lack of Maintenance |                          | Others |                          | Total   |                          |       |                          |
|       |                           | No.  | Potential under Utilised | No.                   | Potential under Utilised | No.                     | Potential under Utilised | No.                           | Potential under Utilised | No.                 | Potential under Utilised | No.    | Potential under Utilised | No.     | Potential under Utilised | No.   | Potential under Utilised |
| (1)   | (2)                       | (3)  | (4)                      | (5)                   | (6)                      | (7)                     | (8)                      | (9)                           | (10)                     | (11)                | (12)                     | (13)   | (14)                     | (15)    | (16)                     |       |                          |
| 1     | ANDAMAN & NICOBAR ISLANDS | 0  | 0.00                     | 5                     | 2.00                     | 63                      | 20.37                    | 20                            | 15.05                    | 24                  | 17.19                    | 437    | 575.68                   | 549     | 630.29                   |       |                          |
| 2     | ANDHRA PRADESH            | 10811  | 1195.65                  | 9468                  | 1862.91                  | 135857                  | 50189.38                 | 19357                         | 3113.27                  | 19661               | 4961.77                  | 21960  | 5906.12                  | 217114  | 67229.10                 |       |                          |
| 3     | ARUNACHAL PRADESH         | 2  | 0.00                     | 1                     | 13.00                    | 1                       | 0.00                     | 0                             | 0.00                     | 0                   | 0.00                     | 5      | 21.00                    | 9       | 34.00                    |       |                          |
| 4     | ASSAM                     | 1  | 0.50                     | 7                     | 22.83                    | 0                       | 0.00                     | 0                             | 0.00                     | 0                   | 0.00                     | 14     | 71.72                    | 22      | 95.05                    |       |                          |
| 5     | BIHAR                     | 1827   | 3331.60                  | 10988                 | 31841.25                 | 11742                   | 16840.62                 | 1271                          | 3567.36                  | 582                 | 882.41                   | 14667  | 32493.31                 | 41077   | 88956.55                 |       |                          |
| 6     | CHANDIGARH                | 0  | 0.00                     | 0                     | 0.00                     | 0                       | 0.00                     | 0                             | 0.00                     | 0                   | 0.00                     | 0      | 0.00                     | 0       | 0.00                     |       |                          |
| 7     | CHHATTISGARH              | 3289   | 1758.61                  | 3397                  | 2028.83                  | 11834                   | 9490.66                  | 1003                          | 1097.46                  | 944                 | 694.83                   | 18309  | 21484.18                 | 38776   | 36554.57                 |       |                          |
| 8     | GOA                       | 4  | 0.20                     | 3                     | 0.00                     | 95                      | 19.38                    | 10                            | 3.03                     | 3                   | 3.52                     | 177    | 59.67                    | 292     | 85.80                    |       |                          |
| 9     | GUJARAT                   | 39   | 13.99                    | 643                   | 201.56                   | 1                       | 0.12                     | 67                            | 21.64                    | 0                   | 0.00                     | 2      | 3.05                     | 752     | 240.36                   |       |                          |
| 10    | HARYANA                   | 170  | 793.00                   | 904                   | 188.28                   | 72                      | 109.60                   | 12                            | 100.00                   | 17                  | 145.00                   | 1397   | 4805.89                  | 2572    | 6141.77                  |       |                          |
| 11    | HIMACHAL PRADESH          | 6  | 0.80                     | 23                    | 62.46                    | 25                      | 29.96                    | 1                             | 3.26                     | 11                  | 38.74                    | 1355   | 3826.26                  | 1421    | 3961.48                  |       |                          |
| 12    | JAMMUU & KASHMIR          | 99   | 12.46                    | 5                     | 0.36                     | 239                     | 29.16                    | 0                             | 0.00                     | 1                   | 20.00                    | 9      | 35.05                    | 353     | 97.03                    |       |                          |
| 13    | JHARKHAND                 | 1773   | 1064.04                  | 2380                  | 1304.24                  | 21204                   | 8498.56                  | 1875                          | 471.77                   | 1360                | 588.82                   | 5708   | 1985.79                  | 34300   | 13913.22                 |       |                          |
| 14    | KARNATAKA                 | 22291  | 2561.56                  | 4345                  | 473.35                   | 43282                   | 5407.26                  | 266                           | 24.35                    | 510                 | 46.72                    | 3516   | 122.20                   | 74210   | 8635.44                  |       |                          |
| 15    | KERALA                    | 54   | 1.85                     | 87                    | 3.79                     | 208                     | 17.75                    | 15                            | 1.25                     | 11                  | 0.20                     | 458    | 59.76                    | 833     | 84.60                    |       |                          |
| 16    | MADHYA PRADESH            | 11919  | 1589.68                  | 4077                  | 994.22                   | 6859                    | 1578.56                  | 2523                          | 448.78                   | 4958                | 1588.27                  | 63234  | 8528.63                  | 93570   | 14728.14                 |       |                          |
| 17    | MAHARASHTRA               | 102087   | 62025.72                 | 1099856               | 483.68                   | 144934                  | 52066.59                 | 57                            | 26.51                    | 625                 | 466.17                   | 76124  | 49656.23                 | 1423683 | 164724.90                |       |                          |
| 18    | MEGHALAYA                 | 0  | 0.00                     | 0                     | 0.00                     | 0                       | 0.00                     | 0                             | 0.00                     | 1                   | 0.00                     | 36     | 8.00                     | 37      | 8.00                     |       |                          |
| 19    | MIZORAM                   | 0  | 0.00                     | 0                     | 0.00                     | 0                       | 0.00                     | 0                             | 0.00                     | 0                   | 0.00                     | 0      | 0.00                     | 0       | 0.00                     |       |                          |
| 20    | NAGALAND                  | 0  | 0.00                     | 0                     | 0.00                     | 0                       | 0.00                     | 0                             | 0.00                     | 0                   | 0.00                     | 0      | 0.00                     | 0       | 0.00                     |       |                          |
| 21    | ODISHA                    | 7576   | 6329.64                  | 7313                  | 7444.75                  | 39988                   | 19915.76                 | 10443                         | 9587.74                  | 10260               | 6389.61                  | 41151  | 47728.40                 | 116731  | 97395.90                 |       |                          |
| 22    | PUDUCHERRY                | 0  | 0.00                     | 81                    | 0.00                     | 0                       | 0.00                     | 0                             | 0.00                     | 127                 | 0.00                     | 32     | 0.00                     | 240     | 0.00                     |       |                          |
| 23    | PUNJAB                    | 8168   | 13948.77                 | 807                   | 2172.51                  | 2816                    | 2623.28                  | 27                            | 10.94                    | 15                  | 11.32                    | 19640  | 52247.82                 | 31473   | 71014.64                 |       |                          |
| 24    | RAJASTHAN                 | 31369  | 68928.14                 | 8253                  | 9651.05                  | 198003                  | 270828.10                | 4919                          | 7722.43                  | 7955                | 10664.55                 | 33096  | 49545.83                 | 283595  | 417340.10                |       |                          |
| 25    | TAMIL NADU                | 10089  | 3312.72                  | 10901                 | 4223.39                  | 88359                   | 47701.80                 | 2090                          | 697.76                   | 2904                | 985.20                   | 29935  | 6606.84                  | 144278  | 63527.71                 |       |                          |
| 26    | TELENGANA                 | 5699   | 2484.94                  | 11358                 | 4668.49                  | 237187                  | 75577.00                 | 1961                          | 481.58                   | 2779                | 1209.19                  | 12235  | 2406.75                  | 271219  | 86827.95                 |       |                          |
| 27    | TRIPURA                   | 0  | 0.00                     | 0                     | 0.00                     | 0                       | 0.00                     | 0                             | 0.00                     | 0                   | 0.00                     | 1      | 18.00                    | 1       | 18.00                    |       |                          |

(Area in Ha)

| S.No. | State         | Constraints in utilisation potential of Ground Water Schemes |                          |                       |                          |                         |                          |                               |                          |                     |                          |        |                          |         |                          |
|-------|---------------|--|--------------------------|-----------------------|--------------------------|-------------------------|--------------------------|-------------------------------|--------------------------|---------------------|--------------------------|--------|--------------------------|---------|--------------------------|
|       |               | Non Availability of Adequate Power                           |                          | Mechanical Break Down |                          | Less discharge of Water |                          | Non - Availability of Finance |                          | Lack of Maintenance |                          | Others |                          | Total   |                          |
|       |               | No.  | Potential under Utilised | No.                   | Potential under Utilised | No.                     | Potential under Utilised | No.                           | Potential under Utilised | No.                 | Potential under Utilised | No.    | Potential under Utilised | No.     | Potential under Utilised |
| (1)   | (2)           | (3)  | (4)                      | (5)                   | (6)                      | (7)                     | (8)                      | (9)                           | (10)                     | (11)                | (12)                     | (13)   | (14)                     | (15)    | (16)                     |
| 28    | UTTARAKHAND   | 189  | 35.07                    | 253                   | 60.77                    | 114                     | 232.00                   | 53                            | 10.20                    | 3761                | 1104.76                  | 497    | 3276.59                  | 4867    | 4719.39                  |
| 29    | UTTAR PRADESH | 14966  | 34062.28                 | 11683                 | 17603.70                 | 6886                    | 7262.99                  | 427                           | 555.28                   | 12406               | 6004.43                  | 20381  | 36127.15                 | 66749   | 101615.83                |
| 30    | WEST BENGAL   | 6544   | 5865.12                  | 3742                  | 2728.68                  | 3493                    | 3934.64                  | 2169                          | 1800.95                  | 2828                | 2270.25                  | 19392  | 17725.99                 | 38168   | 34325.63                 |
|       | <b>Total</b>  | 238972   | 209316.34                | 1190580               | 88036.10                 | 953262                  | 572373.54                | 48566                         | 29760.61                 | 71743               | 38092.95                 | 383768 | 345325.91                | 2886891 | 1282905.45               |

**Table X (B): NUMBER OF UNDER UTILISED IN USE SCHEMES AND UNDER UTILISED POTENTIAL - SURFACE WATER**

(Area in Ha)

| S.No. | State                     | potential of Surface Water Schemes |                          |                       |                          |                         |                          |                             |                          |                            |                          |                       |                          |        |                          | Constraints in utilisation |                          |     |                          |  |  | Total |  |
|-------|---------------------------|------------------------------------|--------------------------|-----------------------|--------------------------|-------------------------|--------------------------|-----------------------------|--------------------------|----------------------------|--------------------------|-----------------------|--------------------------|--------|--------------------------|----------------------------|--------------------------|-----|--------------------------|--|--|-------|--|
|       |                           | Non Availability of Adequate Power |                          | Mechanical Break Down |                          | Less discharge of Water |                          | Storage not filled up fully |                          | Siltation of canal/storage |                          | Breakdown of channels |                          | Others |                          | Total                      |                          |     |                          |  |  |       |  |
|       |                           | No.                                | Potential under Utilised | No.                   | Potential under Utilised | No.                     | Potential under Utilised | No.                         | Potential under Utilised | No.                        | Potential under Utilised | No.                   | Potential under Utilised | No.    | Potential under Utilised | No.                        | Potential under Utilised | No. | Potential under Utilised |  |  |       |  |
| (1)   | (2)                       | (3)                                | (4)                      | (5)                   | (6)                      | (7)                     | (8)                      | (9)                         | (10)                     | (11)                       | (12)                     | (13)                  | (14)                     | (15)   | (16)                     | (17)                       | (18)                     |     |                          |  |  |       |  |
| 1     | ANDAMAN & NICOBAR ISLANDS | 2                                  | 1.70                     | 3                     | 1.63                     | 3                       | 4.27                     | 13                          | 6.87                     | 5                          | 8.95                     | 1                     | 0.30                     | 452    | 828.06                   | 479                        | 851.78                   |     |                          |  |  |       |  |
| 2     | ANDHRA PRADESH            | 288                                | 831.57                   | 20                    | 155.27                   | 428                     | 1198.06                  | 7660                        | 116905.21                | 642                        | 4940.93                  | 66                    | 721.09                   | 321    | 604.05                   | 9425                       | 125356.18                |     |                          |  |  |       |  |
| 3     | ARUNACHAL PRADESH         | 0                                  | 0.00                     | 7                     | 87.75                    | 73                      | 196.76                   | 3                           | 15.00                    | 128                        | 500.70                   | 143                   | 1029.15                  | 145    | 586.99                   | 499                        | 2416.35                  |     |                          |  |  |       |  |
| 4     | ASSAM                     | 1                                  | 3.00                     | 2                     | 799.00                   | 2                       | 62.50                    | 0                           | 0.00                     | 0                          | 0.00                     | 0                     | 0.00                     | 44     | 1642.17                  | 49                         | 2506.67                  |     |                          |  |  |       |  |
| 5     | BIHAR                     | 278                                | 270.20                   | 316                   | 2386.46                  | 185                     | 594.03                   | 477                         | 914.77                   | 111                        | 273.25                   | 12                    | 9.50                     | 238    | 879.12                   | 1617                       | 5327.33                  |     |                          |  |  |       |  |
| 6     | CHHATISGARH               | 330                                | 330.72                   | 427                   | 620.54                   | 682                     | 1267.29                  | 457                         | 3053.31                  | 139                        | 394.48                   | 70                    | 648.94                   | 1129   | 9510.32                  | 3234                       | 9825.60                  |     |                          |  |  |       |  |
| 7     | GOA                       | 4                                  | 0.00                     | 3                     | 0.20                     | 79                      | 4.37                     | 7                           | 23.20                    | 4                          | 0.70                     | 2                     | 0.00                     | 81     | 136.48                   | 180                        | 164.95                   |     |                          |  |  |       |  |
| 8     | GUJARAT                   | 6                                  | 0.23                     | 0                     | 0.00                     | 0                       | 0.00                     | 0                           | 0.00                     | 0                          | 0.00                     | 0                     | 0.00                     | 2      | 0.65                     | 8                          | 0.88                     |     |                          |  |  |       |  |
| 9     | HARYANA                   | 74                                 | 0.00                     | 14                    | 0.00                     | 10                      | 0.00                     | 15                          | 0.00                     | 0                          | 0.00                     | 8                     | 0.00                     | 22     | 0.00                     | 143                        | 0.00                     |     |                          |  |  |       |  |
| 10    | HIMACHAL PRADESH          | 39                                 | 23.84                    | 62                    | 37.22                    | 196                     | 327.69                   | 533                         | 328.70                   | 28                         | 299.86                   | 268                   | 527.67                   | 805    | 1906.63                  | 1931                       | 3451.61                  |     |                          |  |  |       |  |
| 11    | JAMMU & KASHMIR           | 4                                  | 0.00                     | 2                     | 0.00                     | 3                       | 4.00                     | 3                           | 7.00                     | 11                         | 3.00                     | 2                     | 0.00                     | 48     | 119.00                   | 73                         | 133.00                   |     |                          |  |  |       |  |
| 12    | JHARKHAND                 | 2956                               | 8158.65                  | 1246                  | 1058.72                  | 4123                    | 3833.75                  | 7022                        | 8091.09                  | 4440                       | 5481.70                  | 209                   | 677.32                   | 4077   | 4002.76                  | 24073                      | 31303.99                 |     |                          |  |  |       |  |
| 13    | KARNATAKA                 | 6388                               | 15.84                    | 920                   | 8.11                     | 2852                    | 207.55                   | 645                         | 69.66                    | 364                        | 32.96                    | 9                     | 0.00                     | 504    | 53.45                    | 11682                      | 387.57                   |     |                          |  |  |       |  |
| 14    | KERALA                    | 122                                | 52.90                    | 60                    | 5.18                     | 184                     | 77.46                    | 88                          | 51.97                    | 89                         | 46.67                    | 14                    | 2.01                     | 282    | 298.74                   | 839                        | 534.93                   |     |                          |  |  |       |  |
| 15    | MADHYA PRADESH            | 52                                 | 51.00                    | 88                    | 6.10                     | 72                      | 154.00                   | 39                          | 25.00                    | 4                          | 0.00                     | 3                     | 0.80                     | 353    | 358.08                   | 611                        | 594.98                   |     |                          |  |  |       |  |
| 16    | MAHARASHTRA               | 3849                               | 4800.61                  | 1E+05                 | 5680.85                  | 970                     | 1042.51                  | 852                         | 1643.65                  | 5167                       | 2546.29                  | 595                   | 2187.68                  | 5482   | 16262.04                 | 154501                     | 34163.63                 |     |                          |  |  |       |  |
| 17    | MANIPUR                   | 7                                  | 50.00                    | 1                     | 2.00                     | 0                       | 0.00                     | 1                           | 26.00                    | 65                         | 475.00                   | 1                     | 30.00                    | 3      | 18.00                    | 78                         | 601.00                   |     |                          |  |  |       |  |
| 18    | MEGHALAYA                 | 2                                  | 0.00                     | 0                     | 0.00                     | 4                       | 13.00                    | 6                           | 0.10                     | 8                          | 86.51                    | 2                     | 5.00                     | 118    | 753.72                   | 140                        | 856.33                   |     |                          |  |  |       |  |
| 19    | MIZORAM                   | 0                                  | 0.00                     | 1                     | 2.40                     | 16                      | 18.33                    | 9                           | 4.60                     | 1                          | 0.30                     | 87                    | 120.12                   | 3      | 2.10                     | 117                        | 147.85                   |     |                          |  |  |       |  |
| 20    | NAGALAND                  | 2                                  | 0.00                     | 38                    | 59.50                    | 88                      | 157.30                   | 1                           | 0.00                     | 121                        | 197.29                   | 348                   | 321.82                   | 87     | 236.80                   | 685                        | 972.71                   |     |                          |  |  |       |  |
| 21    | ODISHA                    | 1750                               | 6549.68                  | 3568                  | 13834.40                 | 1652                    | 4010.29                  | 2268                        | 15986.96                 | 2286                       | 14921.53                 | 393                   | 3596.56                  | 13087  | 60879.03                 | 25004                      | 119778.45                |     |                          |  |  |       |  |
| 22    | PUDUCHERRY                | 138                                | 0.00                     | 0                     | 0.00                     | 257                     | 94.76                    | 0                           | 0.00                     | 1                          | 0.00                     | 0                     | 0.00                     | 27     | 0.00                     | 423                        | 94.76                    |     |                          |  |  |       |  |
| 23    | PUNJAB                    | 39                                 | 0.00                     | 15                    | 0.00                     | 0                       | 0.00                     | 0                           | 0.00                     | 0                          | 0.00                     | 0                     | 0.00                     | 3      | 0.00                     | 57                         | 0.00                     |     |                          |  |  |       |  |
| 24    | RAJASTHAN                 | 129                                | 2410.13                  | 148                   | 178.41                   | 635                     | 4368.74                  | 1074                        | 18659.84                 | 13                         | 602.71                   | 4                     | 10.00                    | 493    | 1233.54                  | 2496                       | 27463.37                 |     |                          |  |  |       |  |
| 25    | SIKKIM                    | 0                                  | 0.00                     | 0                     | 0.00                     | 0                       | 0.00                     | 0                           | 0.00                     | 0                          | 0.00                     | 2                     | 4.85                     | 0      | 0.00                     | 2                          | 4.85                     |     |                          |  |  |       |  |



(Area in Ha)

| S.No. | State         | potential of Surface Water Schemes |                          |                       |                          |                         |                          |                             |                          |                            |                          |                       |                          | Constraints in utilisation |                          |        |                          |  |  | Total |  |
|-------|---------------|------------------------------------|--------------------------|-----------------------|--------------------------|-------------------------|--------------------------|-----------------------------|--------------------------|----------------------------|--------------------------|-----------------------|--------------------------|----------------------------|--------------------------|--------|--------------------------|--|--|-------|--|
|       |               | Non Availability of Adequate Power |                          | Mechanical Break Down |                          | Less discharge of Water |                          | Storage not filled up fully |                          | Siltation of canal/storage |                          | Breakdown of channels |                          | Others                     |                          | No.    | Potential under Utilised |  |  |       |  |
|       |               | No.                                | Potential under Utilised | No.                   | Potential under Utilised | No.                     | Potential under Utilised | No.                         | Potential under Utilised | No.                        | Potential under Utilised | No.                   | Potential under Utilised | No.                        | Potential under Utilised |        |                          |  |  |       |  |
| (1)   | (2)           | (3)                                | (4)                      | (5)                   | (6)                      | (7)                     | (8)                      | (9)                         | (10)                     | (11)                       | (12)                     | (13)                  | (14)                     | (15)                       | (16)                     | (17)   | (18)                     |  |  |       |  |
| 26    | TAMIL NADU    | 1548                               | 5619.48                  | 983                   | 2622.95                  | 1368                    | 2420.05                  | 2241                        | 15127.07                 | 99                         | 256.20                   | 42                    | 147.77                   | 1679                       | 6017.00                  | 7960   | 32210.52                 |  |  |       |  |
| 27    | TELENGANA     | 340                                | 246.02                   | 168                   | 124.13                   | 4532                    | 20900.77                 | 6653                        | 36950.55                 | 659                        | 2763.79                  | 196                   | 1580.06                  | 2515                       | 5221.58                  | 15063  | 67786.90                 |  |  |       |  |
| 28    | TRIPURA       | 0                                  | 0.00                     | 0                     | 0.00                     | 1                       | 2.00                     | 1                           | 15.00                    | 0                          | 0.00                     | 0                     | 0.00                     | 5                          | 47.00                    | 7      | 64.00                    |  |  |       |  |
| 29    | UTTARAKHAND   | 207                                | 17.60                    | 28                    | 31.55                    | 216                     | 256.73                   | 52                          | 31.09                    | 151                        | 468.52                   | 4186                  | 8129.61                  | 875                        | 11428.65                 | 5715   | 20363.75                 |  |  |       |  |
| 30    | UTTAR PRADESH | 613                                | 553.78                   | 1133                  | 1133.88                  | 1464                    | 1232.76                  | 829                         | 670.85                   | 238                        | 265.21                   | 70                    | 40.20                    | 1573                       | 1196.26                  | 5920   | 5092.94                  |  |  |       |  |
| 31    | WEST BENGAL   | 1104                               | 3946.68                  | 396                   | 1036.41                  | 446                     | 2642.60                  | 0                           | 0.00                     | 0                          | 0.00                     | 25                    | 54.00                    | 3193                       | 14000.31                 | 5164   | 21680.00                 |  |  |       |  |
|       | <b>Total</b>  | 20272                              | 33933.63                 | 1E+05                 | 29872.66                 | 20541                   | 45091.57                 | 30949                       | 218607.49                | 14774                      | 34566.55                 | 6758                  | 19844.45                 | 37646                      | 132222.53                | 278175 | 514138.88                |  |  |       |  |

**Table XI (A): MINOR IRRIGATION SCHEMES ACCORDING TO OWNERSHIP TYPE FOR GROUND WATER SCHEME**

(In Number)

| S. No. | State                     | Ground water schemes owned by |               |           |       |                |                  |                   |                |         |  | Grand Total (7 + 10) |
|--------|---------------------------|-------------------------------|---------------|-----------|-------|----------------|------------------|-------------------|----------------|---------|--|----------------------|
|        |                           | Public                        |               |           |       |                | Private          |                   |                |         |  |                      |
|        |                           | Govt.                         | Co-op Society | Panchayat | Other | Total (3 to 6) | Group of Farmers | Individual Farmer | Total (8 to 9) |         |  |                      |
| (1)    | (2)                       | (3)                           | (4)           | (5)       | (6)   | (7)            | (8)              | (9)               | (10)           | (11)    |  |                      |
| 1      | ANDAMAN & NICOBAR ISLANDS | 192                           | 10            | 406       | 58    | 666            | 184              | 1619              | 1803           | 2469    |  |                      |
| 2      | ANDHRA PRADESH            | 2612                          | 329           | 924       | 3431  | 7296           | 44049            | 1081424           | 1125473        | 1132769 |  |                      |
| 3      | ARUNACHAL PRADESH         | 48                            | 1             | 0         | 0     | 49             | 1                | 0                 | 1              | 50      |  |                      |
| 4      | ASSAM                     | 2087                          | 161           | 74        | 1322  | 3644           | 79618            | 68914             | 148532         | 152176  |  |                      |
| 5      | BIHAR                     | 4517                          | 21622         | 630       | 2654  | 29423          | 4339             | 657469            | 661808         | 691231  |  |                      |
| 6      | CHANDIGARH                | 29                            | 0             | 0         | 0     | 29             | 0                | 1                 | 1              | 30      |  |                      |
| 7      | CHHATISGARH               | 536                           | 139           | 228       | 1002  | 1905           | 2794             | 328888            | 331682         | 333587  |  |                      |
| 8      | GOA                       | 83                            | 12            | 8         | 44    | 147            | 177              | 3707              | 3884           | 4031    |  |                      |
| 9      | GUJARAT                   | 22616                         | 2354          | 2136      | 276   | 27382          | 19970            | 1307475           | 1327445        | 1354827 |  |                      |
| 10     | HARYANA                   | 640                           | 433           | 1290      | 5424  | 7787           | 147439           | 64239             | 211678         | 219465  |  |                      |
| 11     | HIMACHAL PRADESH          | 863                           | 57            | 59        | 51    | 1030           | 1183             | 8478              | 9661           | 10691   |  |                      |
| 12     | JAMMU & KASHMIR           | 36                            | 3             | 3         | 8     | 50             | 865              | 9555              | 10420          | 10470   |  |                      |
| 13     | JHARKHAND                 | 43776                         | 6632          | 5213      | 9656  | 65277          | 5197             | 92943             | 98140          | 163417  |  |                      |
| 14     | KARNATAKA                 | 2788                          | 3723          | 625       | 7913  | 15049          | 8592             | 1253611           | 1262203        | 1277252 |  |                      |
| 15     | KERALA                    | 130                           | 35            | 851       | 710   | 1726           | 928              | 59799             | 60727          | 62453   |  |                      |
| 16     | MADHYA PRADESH            | 18757                         | 5156          | 9206      | 13593 | 46712          | 480725           | 1705206           | 2185931        | 2232643 |  |                      |
| 17     | MAHARASHTRA               | 5233                          | 2451          | 1805      | 1363  | 10852          | 282612           | 2940501           | 3223113        | 3233965 |  |                      |
| 18     | MEGHALAYA                 | 93                            | 0             | 0         | 21    | 114            | 48               | 795               | 843            | 957     |  |                      |
| 19     | MIZORAM                   | 27                            | 0             | 3         | 0     | 30             | 0                | 31                | 31             | 61      |  |                      |
| 20     | NAGALAND                  | 7                             | 0             | 0         | 1     | 8              | 27               | 0                 | 27             | 35      |  |                      |
| 21     | ODISHA                    | 13583                         | 1162          | 6156      | 1518  | 22419          | 4787             | 388775            | 393562         | 415981  |  |                      |
| 22     | PUDUCHERRY                | 4                             | 19            | 0         | 24    | 47             | 19               | 3765              | 3784           | 3831    |  |                      |

(In Number)

| S. No. | State         | Ground water schemes owned by |               |           |       |                |                  |                   |                |          |  | Grand Total (7 + 10) |
|--------|---------------|-------------------------------|---------------|-----------|-------|----------------|------------------|-------------------|----------------|----------|--|----------------------|
|        |               | Public                        |               |           |       |                | Private          |                   |                |          |  |                      |
|        |               | Govt.                         | Co-op Society | Panchayat | Other | Total (3 to 6) | Group of Farmers | Individual Farmer | Total (8 to 9) |          |  |                      |
| (1)    | (2)           | (3)                           | (4)           | (5)       | (6)   | (7)            | (8)              | (9)               | (10)           | (11)     |  |                      |
| 23     | PUNJAB        | 522                           | 65            | 2019      | 777   | 3383           | 13141            | 1157233           | 1170374        | 1173757  |  |                      |
| 24     | RAJASTHAN     | 7846                          | 1103          | 1251      | 5146  | 15346          | 984305           | 475273            | 1459578        | 1474924  |  |                      |
| 25     | TAMIL NADU    | 6725                          | 4584          | 5722      | 18568 | 35599          | 614145           | 1421074           | 2035219        | 2070818  |  |                      |
| 26     | TELENGANA     | 1344                          | 269           | 751       | 1601  | 3965           | 11055            | 1564229           | 1575284        | 1579249  |  |                      |
| 27     | TRIPURA       | 762                           | 31            | 7         | 10    | 810            | 95               | 1842              | 1937           | 2747     |  |                      |
| 28     | UTTARAKHAND   | 1670                          | 123           | 365       | 213   | 2371           | 474              | 49146             | 49620          | 51991    |  |                      |
| 29     | UTTAR PRADESH | 12389                         | 708           | 1634      | 491   | 15222          | 916              | 3927964           | 3928880        | 3944102  |  |                      |
| 30     | WEST BENGAL   | 16298                         | 4141          | 4411      | 20247 | 45097          | 26604            | 260244            | 286848         | 331945   |  |                      |
|        | <b>Total</b>  | 166213                        | 55323         | 45777     | 96122 | 363435         | 2734289          | 18834200          | 21568489       | 21931924 |  |                      |

**Table XI (B): MINOR IRRIGATION SCHEMES ACCORDING TO OWNERSHIP TYPE FOR SURFACE WATER SCHEME**  
(In Number)

| S.No. | State                     | Surface water schemes owned by |                         |                  |              |                          |                            |                             |                           |        |  | Grand Total<br>(7 + 10) |
|-------|---------------------------|--------------------------------|-------------------------|------------------|--------------|--------------------------|----------------------------|-----------------------------|---------------------------|--------|--|-------------------------|
|       |                           | Public                         |                         |                  |              |                          | Private                    |                             |                           |        |  |                         |
|       |                           | Govt.<br>(3)                   | Co-op<br>Society<br>(4) | Panchayat<br>(5) | Other<br>(6) | Total<br>(3 to 6)<br>(7) | Group of<br>Farmers<br>(8) | Individual<br>Farmer<br>(9) | Total<br>(8 to 9)<br>(10) |        |  |                         |
| (1)   | (2)                       | (3)                            | (4)                     | (5)              | (6)          | (7)                      | (8)                        | (9)                         | (10)                      | (11)   |  |                         |
| 1     | ANDAMAN & NICOBAR ISLANDS | 192                            | 5                       | 305              | 69           | 571                      | 128                        | 2798                        | 2926                      | 3497   |  |                         |
| 2     | ANDHRA PRADESH            | 39931                          | 213                     | 4608             | 254          | 45006                    | 2852                       | 10337                       | 13189                     | 58195  |  |                         |
| 3     | ARUNACHAL PRADESH         | 2223                           | 98                      | 147              | 1            | 2469                     | 853                        | 54                          | 907                       | 3376   |  |                         |
| 4     | ASSAM                     | 1463                           | 35                      | 9                | 207          | 1714                     | 3175                       | 4764                        | 7939                      | 9653   |  |                         |
| 5     | BIHAR                     | 2602                           | 410                     | 947              | 540          | 4499                     | 590                        | 4315                        | 4905                      | 9404   |  |                         |
| 6     | CHHATISGARH               | 2660                           | 173                     | 638              | 360          | 3831                     | 1896                       | 10608                       | 12504                     | 16335  |  |                         |
| 7     | GOA                       | 106                            | 11                      | 4                | 109          | 230                      | 501                        | 1371                        | 1872                      | 2102   |  |                         |
| 8     | GUJARAT                   | 24120                          | 17128                   | 7                | 0            | 41255                    | 1                          | 2                           | 3                         | 41258  |  |                         |
| 9     | HARYANA                   | 47                             | 30                      | 7                | 0            | 84                       | 259                        | 392                         | 651                       | 735    |  |                         |
| 10    | HIMACHAL PRADESH          | 4277                           | 473                     | 6591             | 1124         | 12465                    | 5080                       | 4441                        | 9521                      | 21986  |  |                         |
| 11    | JAMMU & KASHMIR           | 1743                           | 13                      | 22               | 589          | 2367                     | 262                        | 13                          | 275                       | 2642   |  |                         |
| 12    | JHARKHAND                 | 31827                          | 6144                    | 3819             | 4322         | 46112                    | 12593                      | 30541                       | 43134                     | 89246  |  |                         |
| 13    | KARNATAKA                 | 21791                          | 2407                    | 3473             | 5985         | 33656                    | 3103                       | 91204                       | 94307                     | 127963 |  |                         |
| 14    | KERALA                    | 1675                           | 143                     | 3127             | 1482         | 6427                     | 3482                       | 20212                       | 23694                     | 30121  |  |                         |
| 15    | MADHYA PRADESH            | 22495                          | 953                     | 2029             | 3043         | 28520                    | 7374                       | 16756                       | 24130                     | 52650  |  |                         |
| 16    | MAHARASHTRA               | 15052                          | 1204                    | 203              | 621          | 17080                    | 11730                      | 310089                      | 321819                    | 338899 |  |                         |
| 17    | MANIPUR                   | 959                            | 3                       | 7                | 1            | 970                      | 1                          | 0                           | 1                         | 971    |  |                         |
| 18    | MEGHALAYA                 | 1816                           | 12                      | 11               | 297          | 2136                     | 1050                       | 1310                        | 2360                      | 4496   |  |                         |
| 19    | MIZORAM                   | 214                            | 3                       | 1                | 0            | 218                      | 294                        | 1907                        | 2201                      | 2419   |  |                         |
| 20    | NAGALAND                  | 179                            | 17                      | 75               | 6            | 277                      | 10536                      | 8607                        | 19143                     | 19420  |  |                         |
| 21    | ODISHA                    | 17307                          | 856                     | 10671            | 887          | 29721                    | 8861                       | 56018                       | 64879                     | 94600  |  |                         |

(In Number)

| S.No. | State            | Surface water schemes owned by |                         |                  |              |                          |                            |                             |                           |         |  | Grand Total<br>(7 + 10) |  |  |
|-------|------------------|--------------------------------|-------------------------|------------------|--------------|--------------------------|----------------------------|-----------------------------|---------------------------|---------|--|-------------------------|--|--|
|       |                  | Public                         |                         |                  |              |                          | Private                    |                             |                           |         |  |                         |  |  |
|       |                  | Govt.<br>(3)                   | Co-op<br>Society<br>(4) | Panchayat<br>(5) | Other<br>(6) | Total<br>(3 to 6)<br>(7) | Group of<br>Farmers<br>(8) | Individual<br>Farmer<br>(9) | Total<br>(8 to 9)<br>(10) |         |  |                         |  |  |
| (1)   | (2)              |                                |                         |                  |              |                          |                            |                             |                           |         |  |                         |  |  |
| 22    | PUDUCHERRY       | 341                            | 0                       | 0                | 6            | 347                      | 2                          | 356                         | 358                       | 705     |  |                         |  |  |
| 23    | PUNJAB           | 89                             | 16                      | 21               | 5            | 131                      | 5                          | 1596                        | 1601                      | 1732    |  |                         |  |  |
| 24    | RAJASTHAN        | 3994                           | 50                      | 459              | 1253         | 5756                     | 5191                       | 5202                        | 10393                     | 16149   |  |                         |  |  |
| 25    | SIKKIM           | 1382                           | 4                       | 0                | 0            | 1386                     | 175                        | 5                           | 180                       | 1566    |  |                         |  |  |
| 26    | TAMIL NADU       | 18279                          | 871                     | 12645            | 1649         | 33444                    | 3019                       | 7628                        | 10647                     | 44091   |  |                         |  |  |
| 27    | TELENGANA        | 39664                          | 219                     | 11188            | 1632         | 52703                    | 2522                       | 45394                       | 47916                     | 100619  |  |                         |  |  |
| 28    | TRIPURA          | 1626                           | 0                       | 20               | 1            | 1647                     | 139                        | 740                         | 879                       | 2526    |  |                         |  |  |
| 29    | UTTARAKHAND      | 11132                          | 288                     | 25449            | 630          | 37499                    | 318                        | 656                         | 974                       | 38473   |  |                         |  |  |
| 30    | UTTAR<br>PRADESH | 4091                           | 724                     | 4964             | 201          | 9980                     | 570                        | 21665                       | 22235                     | 32215   |  |                         |  |  |
| 31    | WEST BENGAL      | 4636                           | 494                     | 2028             | 2910         | 10068                    | 19247                      | 9681                        | 28928                     | 38996   |  |                         |  |  |
|       | <b>Total</b>     | 277913                         | 32997                   | 93475            | 28184        | 432569                   | 105809                     | 668662                      | 774471                    | 1207040 |  |                         |  |  |

**Table XII(A): MINOR IRRIGATION SCHEMES UNDER INDIVIDUAL OWNERSHIP  
ACCORDING TO HOLDING SIZE OF OWNER - GROUND WATER**

(In Number)

| S.No. | State                     | No. of Ground Water Schemes owned by farmers |                       |                              |                         |                      |         | Total (3 to 7) |
|-------|---------------------------|--|-----------------------|------------------------------|-------------------------|----------------------|---------|----------------|
|       |                           | Marginal (0-1 ha)<br>(3)                     | Small (1-2 ha)<br>(4) | Semi-Medium (2- 4 ha)<br>(5) | Medium (4-10 ha)<br>(6) | Big (>=10 ha)<br>(7) | (8)     |                |
| (1)   | (2)                       |  |                       |                              |                         |                      |         |                |
| 1     | ANDAMAN & NICOBAR ISLANDS | 341  | 351                   | 696                          | 231                     | 0                    | 1619    |                |
| 2     | ANDHRA PRADESH            | 597887                                       | 313350                | 137458                       | 27299                   | 5430                 | 1081424 |                |
| 3     | ASSAM                     | 43544  | 13254                 | 7804                         | 4135                    | 177                  | 68914   |                |
| 4     | BIHAR                     | 179134                                       | 253250                | 149932                       | 58773                   | 16380                | 657469  |                |
| 5     | CHANDIGARH                | 0  | 0                     | 1                            | 0                       | 0                    | 1       |                |
| 6     | CHHATISGARH               | 91089  | 111528                | 80176                        | 40796                   | 5299                 | 328888  |                |
| 7     | GOA                       | 2568   | 610                   | 294                          | 184                     | 51                   | 3707    |                |
| 8     | GUJARAT                   | 581733                                       | 450729                | 212479                       | 60181                   | 2353                 | 1307475 |                |
| 9     | HARYANA                   | 3582   | 5264                  | 27679                        | 24628                   | 3086                 | 64239   |                |
| 10    | HIMACHAL PRADESH          | 3789   | 2374                  | 1653                         | 551                     | 111                  | 8478    |                |
| 11    | JAMMU & KASHMIR           | 5241   | 3107                  | 1065                         | 123                     | 19                   | 9555    |                |
| 12    | JHARKHAND                 | 42559  | 33810                 | 12502                        | 2577                    | 1495                 | 92943   |                |
| 13    | KARNATAKA                 | 520161                                       | 404510                | 206724                       | 81357                   | 40859                | 1253611 |                |
| 14    | KERALA                    | 52359  | 5300                  | 1493                         | 527                     | 120                  | 59799   |                |
| 15    | MADHYA PRADESH            | 487434                                       | 565727                | 433312                       | 201155                  | 17578                | 1705206 |                |
| 16    | MAHARASHTRA               | 865332                                       | 1088792               | 678531                       | 262559                  | 45287                | 2940501 |                |
| 17    | MEGHALAYA                 | 56   | 387                   | 338                          | 14                      | 0                    | 795     |                |
| 18    | MIZORAM                   | 8  | 18                    | 4                            | 1                       | 0                    | 31      |                |
| 19    | ODISHA                    | 134296                                       | 107989                | 94066                        | 50057                   | 2367                 | 388775  |                |
| 20    | PUDUCHERRY                | 2019   | 1013                  | 593                          | 129                     | 11                   | 3765    |                |
| 21    | PUNJAB                    | 46786  | 174016                | 529951                       | 344790                  | 61690                | 1157233 |                |
| 22    | RAJASTHAN                 | 54454  | 93825                 | 143919                       | 143594                  | 39481                | 475273  |                |
| 23    | TAMIL NADU                | 756151                                       | 363966                | 164723                       | 61882                   | 74352                | 1421074 |                |
| 24    | TELENGANA                 | 923622                                       | 376810                | 196576                       | 59416                   | 7805                 | 1564229 |                |
| 25    | TRIPURA                   | 666  | 714                   | 425                          | 34                      | 3                    | 1842    |                |

(In Number)

| S.No. | State         | No. of Ground Water Schemes owned by farmers |                       |                              |                         |                      |          | Total (3 to 7) |
|-------|---------------|--|-----------------------|------------------------------|-------------------------|----------------------|----------|----------------|
|       |               | Marginal (0-1 ha)<br>(3)                     | Small (1-2 ha)<br>(4) | Semi-Medium (2- 4 ha)<br>(5) | Medium (4-10 ha)<br>(6) | Big (>=10 ha)<br>(7) | (8)      |                |
| 26    | UTTARAKHAND   | 6768   | 15622                 | 21210                        | 5287                    | 259                  | 49146    |                |
| 27    | UTTAR PRADESH | 2465671                                      | 883711                | 444034                       | 109257                  | 25291                | 3927964  |                |
| 28    | WEST BENGAL   | 107813                                       | 118893                | 29204                        | 4334                    | 0                    | 260244   |                |
|       | <b>Total</b>  | 7975063                                      | 5388920               | 3576842                      | 1543871                 | 349504               | 18834200 |                |

**Table XII(B): MINOR IRRIGATION SCHEMES UNDER INDIVIDUAL OWNERSHIP ACCORDING TO HOLDING SIZE OF OWNER - SURFACE WATER**

(In Number)

| S.No. | State                     | No. of Surface Water Schemes owned by farmers |                       |                             |                         |                      |        | Total (3 to 7) |
|-------|---------------------------|---|-----------------------|-----------------------------|-------------------------|----------------------|--------|----------------|
|       |                           | Marginal (0-1 ha)<br>(3)                      | Small (1-2 ha)<br>(4) | Semi-Medium (2-4 ha)<br>(5) | Medium (4-10 ha)<br>(6) | Big (>=10 ha)<br>(7) | (8)    |                |
| (1)   | (2)                       |   |                       |                             |                         |                      |        |                |
| 1     | ANDAMAN & NICOBAR ISLANDS | 494   | 986                   | 919                         | 396                     | 3                    | 2798   |                |
| 2     | ANDHRA PRADESH            | 3904  | 3500                  | 2048                        | 785                     | 100                  | 10337  |                |
| 3     | ARUNACHAL PRADESH         | 0   | 3                     | 30                          | 20                      | 1                    | 54     |                |
| 4     | ASSAM                     | 4094  | 386                   | 169                         | 53                      | 62                   | 4764   |                |
| 5     | BIHAR                     | 736   | 621                   | 1156                        | 1390                    | 412                  | 4315   |                |
| 6     | CHHATISGARH               | 2077  | 3337                  | 2909                        | 1931                    | 354                  | 10608  |                |
| 7     | GOA                       | 764   | 334                   | 127                         | 104                     | 42                   | 1371   |                |
| 8     | GUJARAT                   | 0   | 1                     | 1                           | 0                       | 0                    | 2      |                |
| 9     | HARYANA                   | 53  | 46                    | 215                         | 75                      | 3                    | 392    |                |
| 10    | HIMACHAL PRADESH          | 2537  | 1408                  | 346                         | 125                     | 25                   | 4441   |                |
| 11    | JAMMU & KASHMIR           | 2   | 7                     | 2                           | 2                       | 0                    | 13     |                |
| 12    | JHARKHAND                 | 7477  | 13109                 | 6735                        | 2312                    | 908                  | 30541  |                |
| 13    | KARNATAKA                 | 11340   | 36710                 | 21691                       | 13792                   | 7671                 | 91204  |                |
| 14    | KERALA                    | 13636   | 3820                  | 1766                        | 711                     | 279                  | 20212  |                |
| 15    | MADHYA PRADESH            | 4034  | 4829                  | 4314                        | 3039                    | 540                  | 16756  |                |
| 16    | MAHARASHTRA               | 48987   | 196090                | 39810                       | 21428                   | 3774                 | 310089 |                |
| 17    | MEGHALAYA                 | 23  | 560                   | 519                         | 180                     | 28                   | 1310   |                |
| 18    | MIZORAM                   | 419   | 856                   | 584                         | 22                      | 26                   | 1907   |                |
| 19    | NAGALAND                  | 2582  | 1608                  | 2592                        | 1563                    | 262                  | 8607   |                |
| 20    | ODISHA                    | 12383   | 17431                 | 15345                       | 9278                    | 1581                 | 56018  |                |
| 21    | PUDUCHERRY                | 99  | 105                   | 54                          | 25                      | 73                   | 356    |                |
| 22    | PUNJAB                    | 120   | 310                   | 418                         | 533                     | 215                  | 1596   |                |
| 23    | RAJASTHAN                 | 1002  | 1183                  | 1596                        | 1157                    | 264                  | 5202   |                |
| 24    | SIKKIM                    | 0   | 1                     | 0                           | 1                       | 3                    | 5      |                |
| 25    | TAMIL NADU                | 2563  | 2096                  | 893                         | 591                     | 1485                 | 7628   |                |
| 26    | TELENGANA                 | 23782   | 12553                 | 7013                        | 1793                    | 253                  | 45394  |                |



(In Number)

| S.No. | State         | No. of Surface Water Schemes owned by farmers |                       |                             |                         |                      |        | Total (3 to 7) |
|-------|---------------|---|-----------------------|-----------------------------|-------------------------|----------------------|--------|----------------|
|       |               | Marginal (0-1 ha)<br>(3)                      | Small (1-2 ha)<br>(4) | Semi-Medium (2-4 ha)<br>(5) | Medium (4-10 ha)<br>(6) | Big (>=10 ha)<br>(7) | (8)    |                |
| (1)   | (2)           |   |                       |                             |                         |                      |        |                |
| 27    | TRIPURA       | 446   | 220                   | 51                          | 21                      | 2                    | 740    |                |
| 28    | UTTARAKHAND   | 110   | 329                   | 182                         | 24                      | 11                   | 656    |                |
| 29    | UTTAR PRADESH | 5454  | 8182                  | 5861                        | 1798                    | 370                  | 21665  |                |
| 30    | WEST BENGAL   | 7387  | 1698                  | 380                         | 216                     | 0                    | 9681   |                |
|       | <b>Total</b>  | 156505  | 312319                | 117726                      | 63365                   | 18747                | 668662 |                |

**Table XII(C): MINOR IRRIGATION SCHEMES UNDER INDIVIDUAL OWNERSHIP  
ACCORDING TO HOLDING SIZE OF OWNER - ALL SCHEMES**

(In Number)

| S.No. | State                     | Total number of Minor Irrigation Scheme owned by farmers |                       |                             |                         |                      |                       |  |
|-------|---------------------------|--|-----------------------|-----------------------------|-------------------------|----------------------|-----------------------|--|
|       |                           | Marginal (0-1 ha)<br>(3)                                 | Small (1-2 ha)<br>(4) | Semi-Medium (2-4 ha)<br>(5) | Medium (4-10 ha)<br>(6) | Big (>=10 ha)<br>(7) | Total (3 to 7)<br>(8) |  |
| (1)   | (2)                       |  |                       |                             |                         |                      |                       |  |
| 1     | ANDAMAN & NICOBAR ISLANDS | 835  | 1337                  | 1615                        | 627                     | 3                    | 4417                  |  |
| 2     | ANDHRA PRADESH            | 601791   | 316850                | 139506                      | 28084                   | 5530                 | 1091761               |  |
| 3     | ARUNACHAL PRADESH         | 0  | 3                     | 30                          | 20                      | 1                    | 54                    |  |
| 4     | ASSAM                     | 47638  | 13640                 | 7973                        | 4188                    | 239                  | 73678                 |  |
| 5     | BIHAR                     | 179870   | 253871                | 151088                      | 60163                   | 16792                | 661784                |  |
| 6     | CHANDIGARH                | 0  | 0                     | 1                           | 0                       | 0                    | 1                     |  |
| 7     | CHHATISGARH               | 93166  | 114865                | 83085                       | 42727                   | 5653                 | 339496                |  |
| 8     | GOA                       | 3332   | 944                   | 421                         | 288                     | 93                   | 5078                  |  |
| 9     | GUJARAT                   | 581733   | 450730                | 212480                      | 60181                   | 2353                 | 1307477               |  |
| 10    | HARYANA                   | 3635   | 5310                  | 27894                       | 24703                   | 3089                 | 64631                 |  |
| 11    | HIMACHAL PRADESH          | 6326   | 3782                  | 1999                        | 676                     | 136                  | 12919                 |  |
| 12    | JAMMU & KASHMIR           | 5243   | 3114                  | 1067                        | 125                     | 19                   | 9568                  |  |
| 13    | JHARKHAND                 | 50036  | 46919                 | 19237                       | 4889                    | 2403                 | 123484                |  |
| 14    | KARNATAKA                 | 531501   | 441220                | 228415                      | 95149                   | 48530                | 1344815               |  |
| 15    | KERALA                    | 65995  | 9120                  | 3259                        | 1238                    | 399                  | 80011                 |  |
| 16    | MADHYA PRADESH            | 491468   | 570556                | 437626                      | 204194                  | 18118                | 1721962               |  |
| 17    | MAHARASHTRA               | 914319   | 1284882               | 718341                      | 283987                  | 49061                | 3250590               |  |
| 18    | MANIPUR                   | 0  | 0                     | 0                           | 0                       | 0                    | 0                     |  |
| 19    | MEGHALAYA                 | 79   | 947                   | 857                         | 194                     | 28                   | 2105                  |  |
| 20    | MIZORAM                   | 427  | 874                   | 588                         | 23                      | 26                   | 1938                  |  |
| 21    | NAGALAND                  | 2582   | 1608                  | 2592                        | 1563                    | 262                  | 8607                  |  |
| 22    | ODISHA                    | 146679   | 125420                | 109411                      | 59335                   | 3948                 | 444793                |  |
| 23    | PUDUCHERRY                | 2118   | 1118                  | 647                         | 154                     | 84                   | 4121                  |  |
| 24    | PUNJAB                    | 46906  | 174326                | 530369                      | 345323                  | 61905                | 1158829               |  |
| 25    | RAJASTHAN                 | 55456  | 95008                 | 145515                      | 144751                  | 39745                | 480475                |  |
| 26    | SIKKIM                    | 0  | 1                     | 0                           | 1                       | 3                    | 5                     |  |

(In Number)

| S.No. | State         | Total number of Minor Irrigation Scheme owned by farmers |                       |                             |                         |                      |                       |  |
|-------|---------------|--|-----------------------|-----------------------------|-------------------------|----------------------|-----------------------|--|
|       |               | Marginal (0-1 ha)<br>(3)                                 | Small (1-2 ha)<br>(4) | Semi-Medium (2-4 ha)<br>(5) | Medium (4-10 ha)<br>(6) | Big (>=10 ha)<br>(7) | Total (3 to 7)<br>(8) |  |
| (1)   | (2)           |  |                       |                             |                         |                      |                       |  |
| 27    | TAMIL NADU    | 758714   | 366062                | 165616                      | 62473                   | 75837                | 1428702               |  |
| 28    | TELENGANA     | 947404   | 389363                | 203589                      | 61209                   | 8058                 | 1609623               |  |
| 29    | TRIPURA       | 1112   | 934                   | 476                         | 55                      | 5                    | 2582                  |  |
| 30    | UTTARAKHAND   | 6878   | 15951                 | 21392                       | 5311                    | 270                  | 49802                 |  |
| 31    | UTTAR PRADESH | 2471125  | 891893                | 449895                      | 111055                  | 25661                | 3949629               |  |
| 32    | WEST BENGAL   | 115200   | 120591                | 29584                       | 4550                    | 0                    | 269925                |  |
|       | <b>Total</b>  | 8131568  | 5701239               | 3694568                     | 1607236                 | 368251               | 19502862              |  |

**Table XIII(A): MINOR IRRIGATION SCHEMES ACCORDING  
TO SOCIAL STATUS OF INDIVIDUAL OWNER - GROUND WATER**

(In Number)

| S.No. | State                     | No. of Ground Water Schemes       |                 |         |         |                |  |             | Total (7+8) |
|-------|---------------------------|-----------------------------------|-----------------|---------|---------|----------------|--|-------------|-------------|
|       |                           | Social Status of individual Owner |                 |         |         |                |  |             |             |
|       |                           | Scheduled Caste                   | Scheduled Tribe | OBC     | Others  | Total (3 to 6) | Owened by other than individual farmer (incl. Public & Group of farmers) | Total (7+8) |             |
| (1)   | (2)                       | (3)                               | (4)             | (5)     | (6)     | (7)            | (8)  | (9)         |             |
| 1     | ANDAMAN & NICOBAR ISLANDS | 0                                 | 187             | 591     | 841     | 1619           | 850  | 2469        |             |
| 2     | ANDHRA PRADESH            | 74534                             | 29346           | 407935  | 569609  | 1081424        | 51345  | 1132769     |             |
| 3     | ARUNACHAL PRADESH         | 0                                 | 0               | 0       | 0       | 0              | 50   | 50          |             |
| 4     | ASSAM                     | 1366                              | 3587            | 4564    | 59397   | 68914          | 83262  | 152176      |             |
| 5     | BIHAR                     | 59706                             | 13182           | 303669  | 280912  | 657469         | 33762  | 691231      |             |
| 6     | CHANDIGARH                | 0                                 | 0               | 0       | 1       | 1              | 29   | 30          |             |
| 7     | CHHATISGARH               | 29941                             | 76725           | 198607  | 23615   | 328888         | 4699   | 333587      |             |
| 8     | GOA                       | 95                                | 632             | 829     | 2151    | 3707           | 324  | 4031        |             |
| 9     | GUJARAT                   | 331527                            | 317378          | 320586  | 337984  | 1307475        | 47352  | 1354827     |             |
| 10    | HARYANA                   | 1715                              | 302             | 5387    | 56835   | 64239          | 155226   | 219465      |             |
| 11    | HIMACHAL PRADESH          | 851                               | 413             | 3719    | 3495    | 8478           | 2213   | 10691       |             |
| 12    | JAMMU & KASHMIR           | 1816                              | 142             | 590     | 7007    | 9555           | 915  | 10470       |             |
| 13    | JHARKHAND                 | 10242                             | 34953           | 38771   | 8977    | 92943          | 70474  | 163417      |             |
| 14    | KARNATAKA                 | 174110                            | 55212           | 380247  | 644042  | 1253611        | 23641  | 1277252     |             |
| 15    | KERALA                    | 1258                              | 352             | 26347   | 31842   | 59799          | 2654   | 62453       |             |
| 16    | MADHYA PRADESH            | 126908                            | 239665          | 1081631 | 257002  | 1705206        | 527437   | 2232643     |             |
| 17    | MAHARASHTRA               | 393934                            | 437478          | 1002470 | 1106619 | 2940501        | 293464   | 3233965     |             |
| 18    | MEGHALAYA                 | 8                                 | 20              | 13      | 754     | 795            | 162  | 957         |             |
| 19    | MIZORAM                   | 1                                 | 30              | 0       | 0       | 31             | 30   | 61          |             |
| 20    | NAGALAND                  | 0                                 | 0               | 0       | 0       | 0              | 35   | 35          |             |

(In Number)

| S.No. | State         | No. of Ground Water Schemes       |                 |         |         |                |   |             |  |
|-------|---------------|-----------------------------------|-----------------|---------|---------|----------------|---|-------------|--|
|       |               | Social Status of individual Owner |                 |         |         |                |   |             |  |
|       |               | Scheduled Caste                   | Scheduled Tribe | OBC     | Others  | Total (3 to 6) | Owned by other than individual farmer (incl. Public & Group of farmers) | Total (7+8) |  |
| (1)   | (2)           | (3)                               | (4)             | (5)     | (6)     | (7)            | (8)   | (9)         |  |
| 21    | ODISHA        | 50134                             | 86438           | 177348  | 74855   | 388775         | 27206   | 415981      |  |
| 22    | PUDUCHERRY    | 140                               | 7               | 3008    | 610     | 3765           | 66  | 3831        |  |
| 23    | PUNJAB        | 23707                             | 2323            | 28246   | 1102957 | 1157233        | 16524   | 1173757     |  |
| 24    | RAJASTHAN     | 54329                             | 60021           | 266368  | 94555   | 475273         | 999651  | 1474924     |  |
| 25    | TAMIL NADU    | 110860                            | 17145           | 1118782 | 174287  | 1421074        | 649744  | 2070818     |  |
| 26    | TELENGANA     | 176035                            | 178297          | 863451  | 346446  | 1564229        | 15020   | 1579249     |  |
| 27    | TRIPURA       | 420                               | 553             | 280     | 589     | 1842           | 905   | 2747        |  |
| 28    | UTTARAKHAND   | 3508                              | 5704            | 28322   | 11612   | 49146          | 2845  | 51991       |  |
| 29    | UTTAR PRADESH | 714320                            | 67536           | 2178297 | 967811  | 3927964        | 16138   | 3944102     |  |
| 30    | WEST BENGAL   | 71270                             | 13832           | 46273   | 128869  | 260244         | 71701   | 331945      |  |
|       | <b>Total</b>  | 2412735                           | 1641460         | 8486331 | 6293674 | 18834200       | 3097724   | 21931924    |  |

**MINOR IRRIGATION CENSUS (2017-18)**  
**Table XIII(B): MINOR IRRIGATION SCHEMES ACCORDING TO SOCIAL STATUS OF**  
**INDIVIDUAL OWNER – SURFACE WATER**

(In Number)

| S.No. | State                     | No. of Surface Water Schemes      |                 |       |        |                |   |             |  |
|-------|---------------------------|-----------------------------------|-----------------|-------|--------|----------------|---|-------------|--|
|       |                           | Social Status of individual Owner |                 |       |        | Total (3 to 6) | Owned by other than individual farmer (incl. Public & Group of farmers) | Total (7+8) |  |
|       |                           | Scheduled Caste                   | Scheduled Tribe | OBC   | Others |                |   |             |  |
| (1)   | (2)                       | (3)                               | (4)             | (5)   | (6)    | (7)            | (8)   | (9)         |  |
| 1     | ANDAMAN & NICOBAR ISLANDS | 0                                 | 1               | 1861  | 936    | 2798           | 699   | 3497        |  |
| 2     | ANDHRA PRADESH            | 678                               | 741             | 3256  | 5662   | 10337          | 47858   | 58195       |  |
| 3     | ARUNACHAL PRADESH         | 2                                 | 52              | 0     | 0      | 54             | 3322  | 3376        |  |
| 4     | ASSAM                     | 33                                | 355             | 283   | 4093   | 4764           | 4889  | 9653        |  |
| 5     | BIHAR                     | 561                               | 80              | 1907  | 1767   | 4315           | 5089  | 9404        |  |
| 6     | CHHATISGARH               | 519                               | 6048            | 3005  | 1036   | 10608          | 5727  | 16335       |  |
| 7     | GOA                       | 66                                | 421             | 199   | 685    | 1371           | 731   | 2102        |  |
| 8     | GUJARAT                   | 0                                 | 0               | 2     | 0      | 2              | 41256   | 41258       |  |
| 9     | HARYANA                   | 98                                | 5               | 176   | 113    | 392            | 343   | 735         |  |
| 10    | HIMACHAL PRADESH          | 677                               | 422             | 145   | 3197   | 4441           | 17545   | 21986       |  |
| 11    | JAMMU & KASHMIR           | 6                                 | 6               | 0     | 1      | 13             | 2629  | 2642        |  |
| 12    | JHARKHAND                 | 2668                              | 17229           | 7691  | 2953   | 30541          | 58705   | 89246       |  |
| 13    | KARNATAKA                 | 6790                              | 3175            | 27982 | 53257  | 91204          | 36759   | 127963      |  |
| 14    | KERALA                    | 446                               | 212             | 7262  | 12292  | 20212          | 9909  | 30121       |  |
| 15    | MADHYA PRADESH            | 999                               | 3832            | 9518  | 2407   | 16756          | 35894   | 52650       |  |
| 16    | MAHARASHTRA               | 43525                             | 62152           | 79119 | 125293 | 310089         | 28810   | 338899      |  |
| 17    | MANIPUR                   | 0                                 | 0               | 0     | 0      | 0              | 971   | 971         |  |
| 18    | MEGHALAYA                 | 3                                 | 1306            | 1     | 0      | 1310           | 3186  | 4496        |  |
| 19    | MIZORAM                   | 42                                | 1864            | 1     | 0      | 1907           | 512   | 2419        |  |
| 20    | NAGALAND                  | 37                                | 8569            | 1     | 0      | 8607           | 10813   | 19420       |  |

(In Number)

| S.No. | State         | No. of Surface Water Schemes      |                 |        |        |                |   |             |  |
|-------|---------------|-----------------------------------|-----------------|--------|--------|----------------|---|-------------|--|
|       |               | Social Status of individual Owner |                 |        |        |                |   |             |  |
|       |               | Scheduled Caste                   | Scheduled Tribe | OBC    | Others | Total (3 to 6) | Owned by other than individual farmer (incl. Public & Group of farmers) | Total (7+8) |  |
| (1)   | (2)           | (3)                               | (4)             | (5)    | (6)    | (7)            | (8)   | (9)         |  |
| 21    | ODISHA        | 7837                              | 15376           | 21277  | 11528  | 56018          | 38582   | 94600       |  |
| 22    | PUDUCHERRY    | 234                               | 0               | 31     | 91     | 356            | 349   | 705         |  |
| 23    | PUNJAB        | 114                               | 8               | 34     | 1440   | 1596           | 136   | 1732        |  |
| 24    | RAJASTHAN     | 573                               | 1423            | 2288   | 918    | 5202           | 10947   | 16149       |  |
| 25    | SIKKIM        | 0                                 | 0               | 2      | 3      | 5              | 1561  | 1566        |  |
| 26    | TAMIL NADU    | 1096                              | 62              | 4676   | 1794   | 7628           | 36463   | 44091       |  |
| 27    | TELENGANA     | 4776                              | 6527            | 25218  | 8873   | 45394          | 55225   | 100619      |  |
| 28    | TRIPURA       | 125                               | 211             | 129    | 275    | 740            | 1786  | 2526        |  |
| 29    | UTTARAKHAND   | 119                               | 43              | 5      | 489    | 656            | 37817   | 38473       |  |
| 30    | UTTAR PRADESH | 4153                              | 462             | 12001  | 5049   | 21665          | 10550   | 32215       |  |
| 31    | WEST BENGAL   | 1932                              | 643             | 2906   | 4200   | 9681           | 29315   | 38996       |  |
|       | <b>Total</b>  | 78109                             | 131225          | 210976 | 248352 | 668662         | 538378  | 1207040     |  |

**MINOR IRRIGATION CENSUS (2017-18)**  
**Table XIII(C): MINOR IRRIGATION SCHEMES ACCORDING TO SOCIAL STATUS OF**  
**INDIVIDUAL OWNER - ALL SCHEMES**

| S.No. | State                     | Total No. of Minor Irrigation Schemes |                 |         |         |         |        |                |   |             |     |     |     |
|-------|---------------------------|---------------------------------------|-----------------|---------|---------|---------|--------|----------------|---|-------------|-----|-----|-----|
|       |                           | Social Status of individual Owner     |                 |         |         |         |        | Total (3 to 6) | Owned by other than individual farmer (incl. Public & Group of farmers) | Total (7+8) |     |     |     |
|       |                           | Scheduled Caste                       | Scheduled Tribe | OBC     | Others  | (3)     | (4)    |                |   |             | (5) | (6) | (7) |
| (1)   | (2)                       | (3)                                   | (4)             | (5)     | (6)     | (7)     | (8)    | (9)            |   |             |     |     |     |
| 1     | ANDAMAN & NICOBAR ISLANDS | 0                                     | 188             | 2452    | 1777    | 4417    | 1549   | 5966           |   |             |     |     |     |
| 2     | ANDHRA PRADESH            | 75212                                 | 30087           | 411191  | 575271  | 1091761 | 99203  | 1190964        |   |             |     |     |     |
| 3     | ARUNACHAL PRADESH         | 2                                     | 52              | 0       | 0       | 54      | 3372   | 3426           |   |             |     |     |     |
| 4     | ASSAM                     | 1399                                  | 3942            | 4847    | 63490   | 73678   | 88151  | 161829         |   |             |     |     |     |
| 5     | BIHAR                     | 60267                                 | 13262           | 305576  | 282679  | 661784  | 38851  | 700635         |   |             |     |     |     |
| 6     | CHANDIGARH                | 0                                     | 0               | 0       | 1       | 1       | 29     | 30             |   |             |     |     |     |
| 7     | CHHATTISGARH              | 30460                                 | 82773           | 201612  | 24651   | 339496  | 10426  | 349922         |   |             |     |     |     |
| 8     | GOA                       | 161                                   | 1053            | 1028    | 2836    | 5078    | 1055   | 6133           |   |             |     |     |     |
| 9     | GUJARAT                   | 331527                                | 317378          | 320588  | 337984  | 1307477 | 88608  | 1396085        |   |             |     |     |     |
| 10    | HARYANA                   | 1813                                  | 307             | 5563    | 56948   | 64631   | 155569 | 220200         |   |             |     |     |     |
| 11    | HIMACHAL PRADESH          | 1528                                  | 835             | 3864    | 6692    | 12919   | 19758  | 32677          |   |             |     |     |     |
| 12    | JAMMU & KASHMIR           | 1822                                  | 148             | 590     | 7008    | 9568    | 3544   | 13112          |   |             |     |     |     |
| 13    | JHARKHAND                 | 12910                                 | 52182           | 46462   | 11930   | 123484  | 129179 | 252663         |   |             |     |     |     |
| 14    | KARNATAKA                 | 180900                                | 58387           | 408229  | 697299  | 1344815 | 60400  | 1405215        |   |             |     |     |     |
| 15    | KERALA                    | 1704                                  | 564             | 33609   | 44134   | 80011   | 12563  | 92574          |   |             |     |     |     |
| 16    | MADHYA PRADESH            | 127907                                | 243497          | 1091149 | 259409  | 1721962 | 563331 | 2285293        |   |             |     |     |     |
| 17    | MAHARASHTRA               | 437459                                | 499630          | 1081589 | 1231912 | 3250590 | 322274 | 3572864        |   |             |     |     |     |
| 18    | MANIPUR                   | 0                                     | 0               | 0       | 0       | 0       | 971    | 971            |   |             |     |     |     |



(In Number)

| S.No. | State         | Total No. of Minor Irrigation Schemes |                 |         |         |          |                |   |             |
|-------|---------------|---------------------------------------|-----------------|---------|---------|----------|----------------|---|-------------|
|       |               | Social Status of individual Owner     |                 |         |         |          | Total (3 to 6) | Owned by other than individual farmer (incl. Public & Group of farmers) | Total (7+8) |
|       |               | Scheduled Caste                       | Scheduled Tribe | OBC     | Others  | (7)      |                |   |             |
| (1)   | (2)           | (3)                                   | (4)             | (5)     | (6)     | (7)      | (8)            | (9)   |             |
| 19    | MEGHALAYA     | 11                                    | 1326            | 14      | 754     | 2105     | 3348           | 5453  |             |
| 20    | MIZORAM       | 43                                    | 1894            | 1       | 0       | 1938     | 542            | 2480  |             |
| 21    | NAGALAND      | 37                                    | 8569            | 1       | 0       | 8607     | 10848          | 19455   |             |
| 22    | ODISHA        | 57971                                 | 101814          | 198625  | 86383   | 444793   | 65788          | 510581  |             |
| 23    | PUDUCHERRY    | 374                                   | 7               | 3039    | 701     | 4121     | 415            | 4536  |             |
| 24    | PUNJAB        | 23821                                 | 2331            | 28280   | 1104397 | 1158829  | 16660          | 1175489   |             |
| 25    | RAJASTHAN     | 54902                                 | 61444           | 268656  | 95473   | 480475   | 1010598        | 1491073   |             |
| 26    | SIKKIM        | 0                                     | 0               | 2       | 3       | 5        | 1561           | 1566  |             |
| 27    | TAMIL NADU    | 111956                                | 17207           | 1123458 | 176081  | 1428702  | 686207         | 2114909   |             |
| 28    | TELENGANA     | 180811                                | 184824          | 888669  | 355319  | 1609623  | 70245          | 1679868   |             |
| 29    | TRIPURA       | 545                                   | 764             | 409     | 864     | 2582     | 2691           | 5273  |             |
| 30    | UTTARAKHAND   | 3627                                  | 5747            | 28327   | 12101   | 49802    | 40662          | 90464   |             |
| 31    | UTTAR PRADESH | 718473                                | 67998           | 2190298 | 972860  | 3949629  | 26688          | 3976317   |             |
| 32    | WEST BENGAL   | 73202                                 | 14475           | 49179   | 133069  | 269925   | 101016         | 370941  |             |
|       | <b>Total</b>  | 2490844                               | 1772685         | 8697307 | 6542026 | 19502862 | 3636102        | 23138964  |             |

**MINOR IRRIGATION CENSUS (2017-18)**  
**TABLE XIII(D): MINOR IRRIGATION SCHEMES ACCORDING TO SOCIAL STATUS OF**  
**FEMALE OWNER - GROUND WATER**

(In Number)

| S.No. | State                     | No. of Ground Water Scheme owned by |                        |            |               |                       | Total (3 to 6) |
|-------|---------------------------|-------------------------------------|------------------------|------------|---------------|-----------------------|----------------|
|       |                           | Scheduled Caste<br>(3)              | Scheduled Tribe<br>(4) | OBC<br>(5) | Others<br>(6) | Total (3 to 6)<br>(7) |                |
| (1)   | (2)                       |                                     |                        |            |               |                       |                |
| 1     | ANDAMAN & NICOBAR ISLANDS | 0                                   | 1                      | 149        | 185           | 335                   |                |
| 2     | ANDHRA PRADESH            | 15895                               | 6252                   | 69853      | 102641        | 194641                |                |
| 3     | ASSAM                     | 111                                 | 812                    | 206        | 11389         | 12518                 |                |
| 4     | BIHAR                     | 3134                                | 1320                   | 9517       | 5976          | 19947                 |                |
| 5     | CHHATISGARH               | 2943                                | 7668                   | 16479      | 3767          | 30857                 |                |
| 6     | GOA                       | 5                                   | 62                     | 117        | 219           | 403                   |                |
| 7     | GUJARAT                   | 61192                               | 59373                  | 59702      | 61112         | 241379                |                |
| 8     | HARYANA                   | 85                                  | 49                     | 249        | 3315          | 3698                  |                |
| 9     | HIMACHAL PRADESH          | 39                                  | 24                     | 181        | 214           | 458                   |                |
| 10    | JAMMU & KASHMIR           | 29                                  | 4                      | 11         | 135           | 179                   |                |
| 11    | JHARKHAND                 | 490                                 | 1490                   | 1509       | 345           | 3834                  |                |
| 12    | KARNATAKA                 | 22378                               | 14398                  | 59258      | 91891         | 187925                |                |
| 13    | KERALA                    | 263                                 | 90                     | 5604       | 6327          | 12284                 |                |
| 14    | MADHYA PRADESH            | 92871                               | 182385                 | 812634     | 175525        | 1263415               |                |
| 15    | MAHARASHTRA               | 75952                               | 85057                  | 237159     | 398843        | 797011                |                |
| 16    | MEGHALAYA                 | 0                                   | 0                      | 0          | 5             | 5                     |                |
| 17    | MIZORAM                   | 0                                   | 11                     | 0          | 0             | 11                    |                |
| 18    | ODISHA                    | 1879                                | 2257                   | 7064       | 1618          | 12818                 |                |
| 19    | PUDUCHERRY                | 25                                  | 0                      | 234        | 47            | 306                   |                |
| 20    | PUNJAB                    | 667                                 | 133                    | 534        | 12549         | 13883                 |                |
| 21    | RAJASTHAN                 | 5842                                | 5065                   | 24710      | 11739         | 47356                 |                |
| 22    | TAMIL NADU                | 14683                               | 2606                   | 125941     | 19880         | 163110                |                |
| 23    | TELENGANA                 | 30086                               | 29762                  | 143663     | 61962         | 265473                |                |
| 24    | TRIPURA                   | 12                                  | 37                     | 4          | 11            | 64                    |                |

(In Number)

| S.No. | State         | No. of Ground Water Scheme owned by |                        |            |               |         | Total (3 to 6) |
|-------|---------------|-------------------------------------|------------------------|------------|---------------|---------|----------------|
|       |               | Scheduled Caste<br>(3)              | Scheduled Tribe<br>(4) | OBC<br>(5) | Others<br>(6) |         |                |
| (1)   | (2)           |                                     |                        |            |               | (7)     |                |
| 25    | UTTARAKHAND   | 173                                 | 162                    | 1208       | 479           | 2022    |                |
| 26    | UTTAR PRADESH | 37549                               | 3662                   | 61248      | 30794         | 133253  |                |
| 27    | WEST BENGAL   | 1893                                | 406                    | 755        | 1856          | 4910    |                |
|       | <b>Total</b>  | 368196                              | 403086                 | 1637989    | 1002824       | 3412095 |                |

**MINOR IRRIGATION CENSUS (2017-18)**  
**TABLE XIII(E): MINOR IRRIGATION SCHEMES ACCORDING TO SOCIAL STATUS OF**  
**FEMALE OWNER -SURFACE WATER**

(In Number)

| S.No. | State                     | No. of Surface Water Scheme owned by |                        |            |               |                       |  |
|-------|---------------------------|--------------------------------------|------------------------|------------|---------------|-----------------------|--|
|       |                           | Scheduled Caste<br>(3)               | Scheduled Tribe<br>(4) | OBC<br>(5) | Others<br>(6) | Total (3 to 6)<br>(7) |  |
| (1)   | (2)                       |                                      |                        |            |               |                       |  |
| 1     | ANDAMAN & NICOBAR ISLANDS | 0                                    | 0                      | 309        | 179           | 488                   |  |
| 2     | ANDHRA PRADESH            | 87                                   | 157                    | 445        | 784           | 1473                  |  |
| 3     | ARUNACHAL PRADESH         | 0                                    | 5                      | 0          | 0             | 5                     |  |
| 4     | ASSAM                     | 6                                    | 39                     | 11         | 1566          | 1622                  |  |
| 5     | BIHAR                     | 7                                    | 11                     | 33         | 92            | 143                   |  |
| 6     | CHHATISGARH               | 81                                   | 610                    | 250        | 164           | 1105                  |  |
| 7     | GOA                       | 21                                   | 77                     | 22         | 66            | 186                   |  |
| 8     | HARYANA                   | 7                                    | 0                      | 0          | 6             | 13                    |  |
| 9     | HIMACHAL PRADESH          | 33                                   | 34                     | 5          | 103           | 175                   |  |
| 10    | JAMMU & KASHMIR           | 0                                    | 3                      | 0          | 0             | 3                     |  |
| 11    | JHARKHAND                 | 136                                  | 683                    | 312        | 67            | 1198                  |  |
| 12    | KARNATAKA                 | 962                                  | 641                    | 3469       | 6543          | 11615                 |  |
| 13    | KERALA                    | 69                                   | 48                     | 1225       | 1662          | 3004                  |  |
| 14    | MADHYA PRADESH            | 847                                  | 3145                   | 7774       | 1875          | 13641                 |  |
| 15    | MAHARASHTRA               | 8783                                 | 7889                   | 16506      | 47212         | 80390                 |  |
| 16    | MEGHALAYA                 | 2                                    | 552                    | 1          | 0             | 555                   |  |
| 17    | MIZORAM                   | 1                                    | 25                     | 0          | 0             | 26                    |  |
| 18    | NAGALAND                  | 2                                    | 102                    | 0          | 0             | 104                   |  |
| 19    | ODISHA                    | 169                                  | 245                    | 362        | 128           | 904                   |  |
| 20    | PUDUCHERRY                | 22                                   | 0                      | 5          | 19            | 46                    |  |
| 21    | PUNJAB                    | 5                                    | 2                      | 2          | 10            | 19                    |  |
| 22    | RAJASTHAN                 | 137                                  | 93                     | 253        | 126           | 609                   |  |
| 23    | TAMIL NADU                | 165                                  | 6                      | 639        | 155           | 965                   |  |
| 24    | TELENGANA                 | 711                                  | 1004                   | 3700       | 1245          | 6660                  |  |

(In Number)

| S.No. | State         | No. of Surface Water Scheme owned by |                        |            |               |        | Total (3 to 6) |
|-------|---------------|--------------------------------------|------------------------|------------|---------------|--------|----------------|
|       |               | Scheduled Caste<br>(3)               | Scheduled Tribe<br>(4) | OBC<br>(5) | Others<br>(6) |        |                |
| (1)   | (2)           |                                      |                        |            |               | (7)    |                |
| 25    | TRIPURA       | 3                                    | 10                     | 4          | 2             | 19     |                |
| 26    | UTTARAKHAND   | 0                                    | 1                      | 1          | 23            | 25     |                |
| 27    | UTTAR PRADESH | 155                                  | 33                     | 399        | 389           | 976    |                |
| 28    | WEST BENGAL   | 92                                   | 21                     | 105        | 137           | 355    |                |
|       | <b>Total</b>  | 12503                                | 15436                  | 35832      | 62553         | 126324 |                |

**MINOR IRRIGATION CENSUS (2017-18)**  
**TABLE XIII(F) :MINOR IRRIGATION SCHEMES ACCORDING TO SOCIAL STATUS OF**  
**FEMALE OWNER- ALL SCHEMES**

(In Number)

| S.No. | State                     | Total No. of Minor Irrigation Schemes |                        |            |               |                       |  |
|-------|---------------------------|---------------------------------------|------------------------|------------|---------------|-----------------------|--|
|       |                           | Scheduled Caste<br>(3)                | Scheduled Tribe<br>(4) | OBC<br>(5) | Others<br>(6) | Total (3 to 6)<br>(7) |  |
| (1)   | (2)                       |                                       |                        |            |               |                       |  |
| 1     | ANDAMAN & NICOBAR ISLANDS | 0                                     | 1                      | 458        | 364           | 823                   |  |
| 2     | ANDHRA PRADESH            | 15982                                 | 6409                   | 70298      | 103425        | 196114                |  |
| 3     | ARUNACHAL PRADESH         | 0                                     | 5                      | 0          | 0             | 5                     |  |
| 4     | ASSAM                     | 117                                   | 851                    | 217        | 12955         | 14140                 |  |
| 5     | BIHAR                     | 3141                                  | 1331                   | 9550       | 6068          | 20090                 |  |
| 6     | CHANDIGARH                | 0                                     | 0                      | 0          | 0             | 0                     |  |
| 7     | CHHATISGARH               | 3024                                  | 8278                   | 16729      | 3931          | 31962                 |  |
| 8     | GOA                       | 26                                    | 139                    | 139        | 285           | 589                   |  |
| 9     | GUJARAT                   | 61192                                 | 59373                  | 59702      | 61112         | 241379                |  |
| 10    | HARYANA                   | 92                                    | 49                     | 249        | 3321          | 3711                  |  |
| 11    | HIMACHAL PRADESH          | 72                                    | 58                     | 186        | 317           | 633                   |  |
| 12    | JAMMU & KASHMIR           | 29                                    | 7                      | 11         | 135           | 182                   |  |
| 13    | JHARKHAND                 | 626                                   | 2173                   | 1821       | 412           | 5032                  |  |
| 14    | KARNATAKA                 | 23340                                 | 15039                  | 62727      | 98434         | 199540                |  |
| 15    | KERALA                    | 332                                   | 138                    | 6829       | 7989          | 15288                 |  |
| 16    | MADHYA PRADESH            | 93718                                 | 185530                 | 820408     | 177400        | 1277056               |  |
| 17    | MAHARASHTRA               | 84735                                 | 92946                  | 253665     | 446055        | 877401                |  |
| 18    | MANIPUR                   | 0                                     | 0                      | 0          | 0             | 0                     |  |
| 19    | MEGHALAYA                 | 2                                     | 552                    | 1          | 5             | 560                   |  |
| 20    | MIZORAM                   | 1                                     | 36                     | 0          | 0             | 37                    |  |
| 21    | NAGALAND                  | 2                                     | 102                    | 0          | 0             | 104                   |  |
| 22    | ODISHA                    | 2048                                  | 2502                   | 7426       | 1746          | 13722                 |  |
| 23    | PUDUCHERRY                | 47                                    | 0                      | 239        | 66            | 352                   |  |
| 24    | PUNJAB                    | 672                                   | 135                    | 536        | 12559         | 13902                 |  |
| 25    | RAJASTHAN                 | 5979                                  | 5158                   | 24963      | 11865         | 47965                 |  |

(In Number)

| S.No. | State         | Total No. of Minor Irrigation Schemes |                        |            |               |                       |  |
|-------|---------------|---------------------------------------|------------------------|------------|---------------|-----------------------|--|
|       |               | Scheduled Caste<br>(3)                | Scheduled Tribe<br>(4) | OBC<br>(5) | Others<br>(6) | Total (3 to 6)<br>(7) |  |
| (1)   | (2)           |                                       |                        |            |               |                       |  |
| 26    | SIKKIM        | 0                                     | 0                      | 0          | 0             | 0                     |  |
| 27    | TAMIL NADU    | 14848                                 | 2612                   | 126580     | 20035         | 164075                |  |
| 28    | TELENGANA     | 30797                                 | 30766                  | 147363     | 63207         | 272133                |  |
| 29    | TRIPURA       | 15                                    | 47                     | 8          | 13            | 83                    |  |
| 30    | UTTARAKHAND   | 173                                   | 163                    | 1209       | 502           | 2047                  |  |
| 31    | UTTAR PRADESH | 37704                                 | 3695                   | 61647      | 31183         | 134229                |  |
| 32    | WEST BENGAL   | 1985                                  | 427                    | 860        | 1993          | 5265                  |  |
|       | <b>Total</b>  | 380699                                | 418522                 | 1673821    | 1065377       | 3538419               |  |

**MINOR IRRIGATION CENSUS (2017-18)**  
**Table XIII(G): MINOR IRRIGATION SCHEMES ACCORDING TO SOCIAL STATUS OF**  
**TRANSGENDER OWNER - GROUND WATER**

| S. No. | State                     | No. of Ground Water Schemes |                 |        |        |                |
|--------|---------------------------|-----------------------------|-----------------|--------|--------|----------------|
|        |                           | Social Status of Owner      |                 |        |        |                |
|        |                           | Scheduled Caste             | Scheduled Tribe | OBC    | Others | Total (3 to 6) |
| 1      | 2                         | 3                           | 4               | 5      | 6      | 7              |
| 1      | ANDAMAN & NICOBAR ISLANDS | 0                           | 0               | 0      | 0      | 0              |
| 2      | ANDHRA PRADESH            | 38                          | 25              | 178    | 284    | 525            |
| 3      | ARUNACHAL PRADESH         | 0                           | 0               | 0      | 0      | 0              |
| 4      | ASSAM                     | 4                           | 1               | 2      | 12     | 19             |
| 5      | BIHAR                     | 554                         | 179             | 338    | 493    | 1564           |
| 6      | CHANDIGARH                | 0                           | 0               | 0      | 0      | 0              |
| 7      | CHHATISGARH               | 180                         | 129             | 316    | 52     | 677            |
| 8      | GOA                       | 3                           | 0               | 0      | 1      | 4              |
| 9      | GUJARAT                   | 5                           | 4               | 1      | 19     | 29             |
| 10     | HARYANA                   | 23                          | 9               | 9      | 66     | 107            |
| 11     | HIMACHAL PRADESH          | 1                           | 0               | 2      | 4      | 7              |
| 12     | JAMMU & KASHMIR           | 1                           | 0               | 0      | 0      | 1              |
| 13     | JHARKHAND                 | 45                          | 41              | 47     | 61     | 194            |
| 14     | KARNATAKA                 | 427                         | 490             | 424    | 448    | 1789           |
| 15     | KERALA                    | 31                          | 3               | 33     | 41     | 108            |
| 16     | MADHYA PRADESH            | 13265                       | 20222           | 103028 | 22574  | 159089         |
| 17     | MAHARASHTRA               | 19323                       | 22376           | 25026  | 110    | 66835          |
| 18     | MANIPUR                   | 0                           | 0               | 0      | 0      | 0              |
| 19     | MEGHALAYA                 | 0                           | 0               | 0      | 1      | 1              |
| 20     | MIZORAM                   | 0                           | 0               | 0      | 0      | 0              |
| 21     | NAGALAND                  | 0                           | 0               | 0      | 0      | 0              |
| 22     | ODISHA                    | 217                         | 97              | 101    | 626    | 1041           |
| 23     | PUDUCHERRY                | 0                           | 0               | 3      | 1      | 4              |
| 24     | PUNJAB                    | 110                         | 99              | 17     | 214    | 440            |



| S. No. | State         | No. of Ground Water Schemes |                 |        |        |                |  |
|--------|---------------|-----------------------------|-----------------|--------|--------|----------------|--|
|        |               | Social Status of Owner      |                 |        |        |                |  |
|        |               | Scheduled Caste             | Scheduled Tribe | OBC    | Others | Total (3 to 6) |  |
| 1      | 2             | 3                           | 4               | 5      | 6      | 7              |  |
| 25     | RAJASTHAN     | 269                         | 85              | 247    | 217    | 818            |  |
| 26     | SIKKIM        | 0                           | 0               | 0      | 0      | 0              |  |
| 27     | TAMIL NADU    | 492                         | 66              | 834    | 297    | 1689           |  |
| 28     | TELENGANA     | 277                         | 374             | 318    | 167    | 1136           |  |
| 29     | TRIPURA       | 0                           | 0               | 0      | 0      | 0              |  |
| 30     | UTTARAKHAND   | 2                           | 10              | 26     | 1      | 39             |  |
| 31     | UTTAR PRADESH | 3078                        | 1174            | 2698   | 1598   | 8548           |  |
| 32     | WEST BENGAL   | 0                           | 0               | 0      | 0      | 0              |  |
|        | <b>Total</b>  | 38345                       | 45384           | 133648 | 27287  | 244664         |  |

**MINOR IRRIGATION CENSUS (2017-18)**  
**Table XIII(H): MINOR IRRIGATION SCHEMES ACCORDING TO SOCIAL STATUS OF**  
**TRANSGENDER OWNER - SURFACE WATER**

| S. No. | State                     | No. of Surface Water Schemes |                 |      |        |                |  |
|--------|---------------------------|------------------------------|-----------------|------|--------|----------------|--|
|        |                           | Social Status of Owner       |                 |      |        |                |  |
|        |                           | Scheduled Caste              | Scheduled Tribe | OBC  | Others | Total (3 to 6) |  |
| 1      | 2                         | 3                            | 4               | 5    | 6      | 7              |  |
| 1      | ANDAMAN & NICOBAR ISLANDS | 0                            | 0               | 1    | 0      | 1              |  |
| 2      | ANDHRA PRADESH            | 0                            | 0               | 0    | 2      | 2              |  |
| 3      | ARUNACHAL PRADESH         | 0                            | 0               | 0    | 0      | 0              |  |
| 4      | ASSAM                     | 1                            | 0               | 0    | 1      | 2              |  |
| 5      | BIHAR                     | 1                            | 2               | 3    | 10     | 16             |  |
| 6      | CHANDIGARH                | 0                            | 0               | 0    | 0      | 0              |  |
| 7      | CHHATTISGARH              | 11                           | 33              | 1    | 3      | 48             |  |
| 8      | GOA                       | 0                            | 0               | 0    | 0      | 0              |  |
| 9      | GUJARAT                   | 0                            | 0               | 0    | 0      | 0              |  |
| 10     | HARYANA                   | 0                            | 3               | 0    | 0      | 3              |  |
| 11     | HIMACHAL PRADESH          | 0                            | 0               | 0    | 0      | 0              |  |
| 12     | JAMMU & KASHMIR           | 0                            | 0               | 0    | 0      | 0              |  |
| 13     | JHARKHAND                 | 17                           | 50              | 9    | 18     | 94             |  |
| 14     | KARNATAKA                 | 89                           | 9               | 55   | 52     | 205            |  |
| 15     | KERALA                    | 3                            | 1               | 8    | 8      | 20             |  |
| 16     | MADHYA PRADESH            | 102                          | 431             | 1085 | 269    | 1887           |  |
| 17     | MAHARASHTRA               | 2494                         | 3641            | 3207 | 3      | 9345           |  |
| 18     | MANIPUR                   | 0                            | 0               | 0    | 0      | 0              |  |
| 19     | MEGHALAYA                 | 0                            | 1               | 0    | 0      | 1              |  |
| 20     | MIZORAM                   | 0                            | 0               | 0    | 0      | 0              |  |
| 21     | NAGALAND                  | 0                            | 0               | 0    | 0      | 0              |  |
| 22     | ODISHA                    | 19                           | 8               | 16   | 139    | 182            |  |
| 23     | PUDUCHERRY                | 0                            | 0               | 0    | 0      | 0              |  |
| 24     | PUNJAB                    | 0                            | 0               | 0    | 0      | 0              |  |

| S. No. | State         | No. of Surface Water Schemes |                 |      |        |                |  |
|--------|---------------|------------------------------|-----------------|------|--------|----------------|--|
|        |               | Social Status of Owner       |                 |      |        |                |  |
|        |               | Scheduled Caste              | Scheduled Tribe | OBC  | Others | Total (3 to 6) |  |
| 1      | 2             | 3                            | 4               | 5    | 6      | 7              |  |
| 25     | RAJASTHAN     | 4                            | 1               | 3    | 1      | 9              |  |
| 26     | SIKKIM        | 0                            | 0               | 0    | 0      | 0              |  |
| 27     | TAMIL NADU    | 2                            | 0               | 3    | 6      | 11             |  |
| 28     | TELENGANA     | 5                            | 5               | 8    | 5      | 23             |  |
| 29     | TRIPURA       | 0                            | 0               | 0    | 0      | 0              |  |
| 30     | UTTARAKHAND   | 0                            | 0               | 0    | 0      | 0              |  |
| 31     | UTTAR PRADESH | 12                           | 4               | 15   | 8      | 39             |  |
| 32     | WEST BENGAL   | 0                            | 0               | 0    | 0      | 0              |  |
|        | <b>Total</b>  | 2760                         | 4189            | 4414 | 525    | 11888          |  |

**MINOR IRRIGATION CENSUS (2017-18)**  
**Table XIII(I): MINOR IRRIGATION SCHEMES ACCORDING TO SOCIAL STATUS OF**  
**TRANSGENDER OWNER - ALL SCHEMES**

(In Number)

| S.No. | State                     | All Schemes            |                        |            |               |                       |  |
|-------|---------------------------|------------------------|------------------------|------------|---------------|-----------------------|--|
|       |                           | Social Status of Owner |                        |            |               |                       |  |
|       |                           | Scheduled Caste<br>(3) | Scheduled Tribe<br>(4) | OBC<br>(5) | Others<br>(6) | Total (3 to 6)<br>(7) |  |
| (1)   | (2)                       |                        |                        |            |               |                       |  |
| 1     | ANDAMAN & NICOBAR ISLANDS | 0                      | 10                     | 0          | 1             |                       |  |
| 2     | ANDHRA PRADESH            | 38                     | 25                     | 178        | 286           | 527                   |  |
| 3     | ARUNACHAL PRADESH         | 0                      | 0                      | 0          | 0             | 0                     |  |
| 4     | ASSAM                     | 5                      | 1                      | 2          | 13            | 21                    |  |
| 5     | BIHAR                     | 555                    | 181                    | 341        | 503           | 1580                  |  |
| 6     | CHANDIGARH                | 0                      | 0                      | 0          | 0             | 0                     |  |
| 7     | CHHATTISGARH              | 191                    | 162                    | 317        | 55            | 725                   |  |
| 8     | GOA                       | 3                      | 0                      | 0          | 1             | 4                     |  |
| 9     | GUJARAT                   | 5                      | 4                      | 1          | 19            | 29                    |  |
| 10    | HARYANA                   | 23                     | 12                     | 9          | 66            | 110                   |  |
| 11    | HIMACHAL PRADESH          | 1                      | 0                      | 2          | 4             | 7                     |  |
| 12    | JAMMU & KASHMIR           | 1                      | 0                      | 0          | 0             | 1                     |  |
| 13    | JHARKHAND                 | 62                     | 91                     | 56         | 79            | 288                   |  |
| 14    | KARNATAKA                 | 516                    | 499                    | 479        | 500           | 1994                  |  |
| 15    | KERALA                    | 34                     | 4                      | 41         | 49            | 128                   |  |
| 16    | MADHYA PRADESH            | 13367                  | 20653                  | 104113     | 22843         | 160976                |  |
| 17    | MAHARASHTRA               | 21817                  | 26017                  | 28233      | 113           | 76180                 |  |
| 18    | MANIPUR                   | 0                      | 0                      | 0          | 0             | 0                     |  |
| 19    | MEGHALAYA                 | 0                      | 1                      | 0          | 1             | 2                     |  |
| 20    | MIZORAM                   | 0                      | 0                      | 0          | 0             | 0                     |  |
| 21    | NAGALAND                  | 0                      | 0                      | 0          | 0             | 0                     |  |
| 22    | ODISHA                    | 236                    | 105                    | 117        | 765           | 1223                  |  |
| 23    | PUDUCHERRY                | 0                      | 0                      | 3          | 1             | 4                     |  |
| 24    | PUNJAB                    | 110                    | 99                     | 17         | 214           | 440                   |  |

(In Number)

| S.No. | State         | All Schemes            |                        |            |               |                       |  |
|-------|---------------|------------------------|------------------------|------------|---------------|-----------------------|--|
|       |               | Social Status of Owner |                        |            |               |                       |  |
|       |               | Scheduled Caste<br>(3) | Scheduled Tribe<br>(4) | OBC<br>(5) | Others<br>(6) | Total (3 to 6)<br>(7) |  |
| (1)   | (2)           |                        |                        |            |               |                       |  |
| 25    | RAJASTHAN     | 273                    | 86                     | 250        | 218           | 827                   |  |
| 26    | SIKKIM        | 0                      | 0                      | 0          | 0             | 0                     |  |
| 27    | TAMIL NADU    | 494                    | 66                     | 837        | 303           | 1700                  |  |
| 28    | TELENGANA     | 282                    | 379                    | 326        | 172           | 1159                  |  |
| 29    | TRIPURA       | 0                      | 0                      | 0          | 0             | 0                     |  |
| 30    | UTTARAKHAND   | 2                      | 10                     | 26         | 1             | 39                    |  |
| 31    | UTTAR PRADESH | 3090                   | 1178                   | 2713       | 1606          | 8587                  |  |
| 32    | WEST BENGAL   | 0                      | 0                      | 0          | 0             | 0                     |  |
|       | <b>Total</b>  | 41105                  | 49573                  | 138062     | 27812         | 256552                |  |

**MINOR IRRIGATION CENSUS (2017-18)**  
**Table XIV(A): MINOR IRRIGATION SCHEMES UNDER INDIVIDUAL OWNERSHIP**  
**ACCORDING TO SOURCE OF FINANCE - GROUND WATER**

| S.No. | State                     | Ground Water Schemes          |            |            |              |        |                |                        |                             |                           |                       |                          |                          |        |         |                 | Grand Total (8 +16) |  |
|-------|---------------------------|-------------------------------|------------|------------|--------------|--------|----------------|------------------------|-----------------------------|---------------------------|-----------------------|--------------------------|--------------------------|--------|---------|-----------------|---------------------|--|
|       |                           | With Single Source of Finance |            |            |              |        |                |                        | With two Sources of Finance |                           |                       |                          |                          |        |         | Total (9 to 15) |                     |  |
|       |                           | Bank Loan                     | Govt. Fund | Own Saving | Money Lender | Others | Total (3 to 7) | Own Saving & Bank Loan | Own Saving & Govt Fund      | Own Saving & Money Lender | Bank Loan & Govt Fund | Bank Loan & Money Lender | Govt Fund & Money Lender | Others |         |                 |                     |  |
| (3)   | (4)                       | (5)                           | (6)        | (7)        | (8)          | (9)    | (10)           | (11)                   | (12)                        | (13)                      | (14)                  | (15)                     | (16)                     | (17)   |         |                 |                     |  |
| (1)   | (2)                       |                               |            |            |              |        |                |                        |                             |                           |                       |                          |                          |        |         |                 |                     |  |
| 1     | ANDAMAN & NICOBAR ISLANDS | 0                             | 471        | 518        | 0            | 32     | 1021           | 1                      | 19                          | 1                         | 4                     | 0                        | 573                      | 598    | 1619    |                 |                     |  |
| 2     | ANDHRA PRADESH            | 24937                         | 5103       | 612711     | 52929        | 31375  | 727055         | 48591                  | 11847                       | 151073                    | 1225                  | 879                      | 125909                   | 354369 | 1081424 |                 |                     |  |
| 3     | ASSAM                     | 169                           | 3          | 1078       | 0            | 26     | 1276           | 18                     | 11                          | 12                        | 23                    | 1                        | 67572                    | 67638  | 68914   |                 |                     |  |
| 4     | BIHAR                     | 359                           | 578        | 33826      | 76           | 1738   | 36577          | 68525                  | 15775                       | 11280                     | 31731                 | 515                      | 492459                   | 620892 | 657469  |                 |                     |  |
| 5     | CHANDIGARH                | 0                             | 0          | 0          | 0            | 0      | 0              | 0                      | 0                           | 0                         | 0                     | 0                        | 1                        | 1      | 1       |                 |                     |  |
| 6     | CHHATISGARH               | 298                           | 1550       | 24713      | 19           | 891    | 27471          | 11207                  | 12139                       | 1080                      | 1280                  | 49                       | 275614                   | 301417 | 328888  |                 |                     |  |
| 7     | GOA                       | 57                            | 33         | 1186       | 3            | 28     | 1307           | 189                    | 228                         | 4                         | 22                    | 0                        | 1956                     | 2400   | 3707    |                 |                     |  |
| 8     | GUJARAT                   | 72424                         | 25549      | 552353     | 5082         | 591372 | 1246780        | 7768                   | 2932                        | 199                       | 305                   | 145                      | 49156                    | 60695  | 1307475 |                 |                     |  |
| 9     | HARYANA                   | 1629                          | 2009       | 26372      | 710          | 4742   | 35462          | 1444                   | 70                          | 4728                      | 143                   | 121                      | 21987                    | 28777  | 64239   |                 |                     |  |
| 10    | HIMACHAL PRADESH          | 145                           | 51         | 2867       | 0            | 92     | 3155           | 677                    | 265                         | 6                         | 21                    | 0                        | 4353                     | 5323   | 8478    |                 |                     |  |
| 11    | JAMMU & KASHMIR           | 32                            | 347        | 7935       | 1            | 10     | 8325           | 0                      | 144                         | 0                         | 0                     | 0                        | 1086                     | 1230   | 9555    |                 |                     |  |
| 12    | JHARKHAND                 | 133                           | 5562       | 634        | 4            | 229    | 6562           | 2348                   | 37019                       | 321                       | 6573                  | 55                       | 39700                    | 86381  | 92943   |                 |                     |  |
| 13    | KARNATAKA                 | 81750                         | 4655       | 758249     | 7506         | 20215  | 872375         | 100814                 | 8383                        | 22766                     | 53145                 | 253                      | 192640                   | 381236 | 1253611 |                 |                     |  |
| 14    | KERALA                    | 766                           | 378        | 41101      | 135          | 1803   | 44183          | 1883                   | 3692                        | 568                       | 199                   | 20                       | 9199                     | 15616  | 59799   |                 |                     |  |
| 15    | MADHYA PRADESH            | 92104                         | 22133      | 1010911    | 8853         | 184611 | 1318612        | 19823                  | 16470                       | 10945                     | 4048                  | 974                      | 333215                   | 386594 | 1705206 |                 |                     |  |
| 16    | MAHARASHTRA               | 374834                        | 207566     | 2229920    | 19184        | 56424  | 2887928        | 9966                   | 1719                        | 4167                      | 226                   | 291                      | 36152                    | 52573  | 2940501 |                 |                     |  |
| 17    | MEGHALAYA                 | 0                             | 1          | 714        | 0            | 0      | 715            | 1                      | 0                           | 0                         | 0                     | 0                        | 79                       | 80     | 795     |                 |                     |  |
| 18    | MIZORAM                   | 0                             | 1          | 30         | 0            | 0      | 31             | 0                      | 0                           | 0                         | 0                     | 0                        | 0                        | 0      | 31      |                 |                     |  |
| 19    | ODISHA                    | 3344                          | 12592      | 86874      | 142          | 361    | 103313         | 22970                  | 107327                      | 25314                     | 4871                  | 622                      | 123882                   | 285462 | 388775  |                 |                     |  |
| 20    | PUDUCHERRY                | 0                             | 0          | 1          | 0            | 0      | 1              | 9                      | 2                           | 0                         | 1                     | 0                        | 3752                     | 3764   | 3765    |                 |                     |  |
| 21    | PUNJAB                    | 11007                         | 3649       | 636729     | 26770        | 11900  | 690055         | 7033                   | 2317                        | 210579                    | 289                   | 1051                     | 245393                   | 467178 | 1157233 |                 |                     |  |
| 22    | RAJASTHAN                 | 31187                         | 1447       | 133924     | 4407         | 4024   | 174989         | 151634                 | 3163                        | 26584                     | 4295                  | 99                       | 108364                   | 300284 | 475273  |                 |                     |  |

(In Number)

| S.No. | State         | Ground Water Schemes          |            |            |              |        |                |                             |                        |                           |                       |                          |                          |                 |         | Grand Total (8 +16) |
|-------|---------------|-------------------------------|------------|------------|--------------|--------|----------------|-----------------------------|------------------------|---------------------------|-----------------------|--------------------------|--------------------------|-----------------|---------|---------------------|
|       |               | With Single Source of Finance |            |            |              |        |                | With two Sources of Finance |                        |                           |                       |                          |                          | Total (9 to 15) |         |                     |
|       |               | Bank Loan                     | Govt. Fund | Own Saving | Money Lender | Others | Total (3 to 7) | Own Saving & Bank Loan      | Own Saving & Govt Fund | Own Saving & Money Lender | Bank Loan & Govt Fund | Bank Loan & Money Lender | Govt Fund & Money Lender |                 | Others  |                     |
| (3)   | (4)           | (5)                           | (6)        | (7)        | (8)          | (9)    | (10)           | (11)                        | (12)                   | (13)                      | (14)                  | (15)                     | (16)                     | (17)            |         |                     |
| 23    | TAMIL NADU    | 11143                         | 2322       | 605017     | 3903         | 8527   | 630912         | 59713                       | 6059                   | 114761                    | 9792                  | 1465                     | 472                      | 597900          | 790162  | 1421074             |
| 24    | TELENGANA     | 4013                          | 1807       | 271420     | 10879        | 646    | 288765         | 53647                       | 5406                   | 761342                    | 2851                  | 8486                     | 965                      | 442767          | 1275464 | 1564229             |
| 25    | TRIPURA       | 7                             | 1615       | 201        | 0            | 0      | 1823           | 0                           | 16                     | 0                         | 3                     | 0                        | 0                        | 0               | 19      | 1842                |
| 26    | UTTARAKHAND   | 91                            | 44         | 2391       | 3            | 25     | 2554           | 16948                       | 93                     | 1518                      | 184                   | 78                       | 142                      | 27629           | 46592   | 49146               |
| 27    | UTTAR PRADESH | 22971                         | 107314     | 1730754    | 3731         | 18184  | 1882954        | 113695                      | 767687                 | 17444                     | 13776                 | 1302                     | 3182                     | 1127924         | 2045010 | 3927964             |
| 28    | WEST BENGAL   | 4847                          | 2280       | 229313     | 9072         | 14732  | 260244         | 0                           | 0                      | 0                         | 0                     | 0                        | 0                        | 0               | 0       | 260244              |
|       | <b>Total</b>  | 738247                        | 409060     | 9001742    | 153409       | 951987 | 11254445       | 698904                      | 1002783                | 1364692                   | 135007                | 38960                    | 10147                    | 4329262         | 7579755 | 18834200            |

**MINOR IRRIGATION CENSUS (2017-18)**  
**Table XIV(B): MINOR IRRIGATION SCHEMES UNDER INDIVIDUAL OWNERSHIP**  
**ACCORDING TO SOURCE OF FINANCE - SURFACE WATER**

(In Number)

| S.No | State                     | Surface Water Schemes         |            |            |              |        |                |                        |                             |                       |                          |                          |        |       |       |                 | Grand Total (8 + 16) |  |  |  |
|------|---------------------------|-------------------------------|------------|------------|--------------|--------|----------------|------------------------|-----------------------------|-----------------------|--------------------------|--------------------------|--------|-------|-------|-----------------|----------------------|--|--|--|
|      |                           | With Single Source of Finance |            |            |              |        |                |                        | With two Sources of Finance |                       |                          |                          |        |       |       | Total (9 to 15) |                      |  |  |  |
|      |                           | Bank Loan                     | Govt. Fund | Own Saving | Money Lender | Others | Total (3 to 7) | Own Saving & Govt Fund | Own Saving & Money Lender   | Bank Loan & Govt Fund | Bank Loan & Money Lender | Govt Fund & Money Lender | Others |       |       |                 |                      |  |  |  |
| (3)  | (4)                       | (5)                           | (6)        | (7)        | (8)          | (9)    | (10)           | (11)                   | (12)                        | (13)                  | (14)                     | (15)                     | (16)   |       |       |                 |                      |  |  |  |
| (1)  | (2)                       |                               |            |            |              |        |                |                        |                             |                       |                          |                          |        |       |       |                 |                      |  |  |  |
| 1    | ANDAMAN & NICOBAR ISLANDS | 6                             | 411        | 1300       | 1            | 19     | 1737           | 11                     | 143                         | 3                     | 12                       | 0                        | 1      | 891   | 1061  | 2798            |                      |  |  |  |
| 2    | ANDHRA PRADESH            | 73                            | 503        | 6678       | 613          | 474    | 8341           | 203                    | 276                         | 560                   | 2                        | 56                       | 4      | 895   | 1996  | 10337           |                      |  |  |  |
| 3    | ARUNACHAL PRADESH         | 0                             | 0          | 0          | 0            | 0      | 0              | 1                      | 18                          | 0                     | 0                        | 0                        | 2      | 33    | 54    | 54              |                      |  |  |  |
| 4    | ASSAM                     | 0                             | 1          | 9          | 0            | 0      | 10             | 8                      | 3                           | 2                     | 0                        | 0                        | 0      | 4741  | 4754  | 4764            |                      |  |  |  |
| 5    | BIHAR                     | 0                             | 9          | 11         | 0            | 7      | 27             | 892                    | 154                         | 90                    | 1300                     | 24                       | 2      | 1826  | 4288  | 4315            |                      |  |  |  |
| 6    | CHHATISGARH               | 92                            | 207        | 833        | 9            | 95     | 1236           | 832                    | 967                         | 111                   | 263                      | 53                       | 17     | 7129  | 9372  | 10608           |                      |  |  |  |
| 7    | GOA                       | 17                            | 9          | 310        | 0            | 8      | 344            | 47                     | 72                          | 1                     | 5                        | 1                        | 0      | 901   | 1027  | 1371            |                      |  |  |  |
| 8    | GUJARAT                   | 0                             | 0          | 2          | 0            | 0      | 2              | 0                      | 0                           | 0                     | 0                        | 0                        | 0      | 0     | 0     | 2               |                      |  |  |  |
| 9    | HARYANA                   | 73                            | 12         | 25         | 19           | 20     | 149            | 7                      | 0                           | 0                     | 1                        | 0                        | 0      | 235   | 243   | 392             |                      |  |  |  |
| 10   | HIMACHAL PRADESH          | 24                            | 412        | 1466       | 2            | 37     | 1941           | 94                     | 894                         | 8                     | 48                       | 5                        | 2      | 1449  | 2500  | 4441            |                      |  |  |  |
| 11   | JAMMU & KASHMIR           | 0                             | 0          | 1          | 0            | 6      | 7              | 0                      | 0                           | 0                     | 0                        | 0                        | 0      | 6     | 6     | 13              |                      |  |  |  |
| 12   | JHARKHAND                 | 21                            | 2163       | 344        | 3            | 296    | 2827           | 257                    | 8201                        | 80                    | 1110                     | 8                        | 57     | 18001 | 27714 | 30541           |                      |  |  |  |
| 13   | KARNATAKA                 | 11591                         | 764        | 47678      | 889          | 3513   | 64435          | 12354                  | 159                         | 998                   | 1418                     | 484                      | 6      | 11350 | 26769 | 91204           |                      |  |  |  |
| 14   | KERALA                    | 390                           | 255        | 13410      | 76           | 1367   | 15498          | 670                    | 701                         | 178                   | 48                       | 29                       | 2      | 3086  | 4714  | 20212           |                      |  |  |  |
| 15   | MADHYA PRADESH            | 1208                          | 1043       | 7620       | 79           | 4016   | 13966          | 150                    | 102                         | 42                    | 139                      | 21                       | 1      | 2335  | 2790  | 16756           |                      |  |  |  |
| 16   | MAHARASHTRA               | 54185                         | 45021      | 201771     | 1697         | 4935   | 307609         | 226                    | 9                           | 8                     | 5                        | 2                        | 8      | 2222  | 2480  | 310089          |                      |  |  |  |
| 17   | MEGHALAYA                 | 1                             | 109        | 485        | 1            | 22     | 618            | 4                      | 2                           | 1                     | 0                        | 0                        | 0      | 685   | 692   | 1310            |                      |  |  |  |
| 18   | MIZORAM                   | 3                             | 1010       | 869        | 2            | 1      | 1885           | 15                     | 3                           | 0                     | 4                        | 0                        | 0      | 0     | 22    | 1907            |                      |  |  |  |
| 19   | NAGALAND                  | 5                             | 687        | 5121       | 33           | 15     | 5861           | 23                     | 735                         | 195                   | 6                        | 0                        | 8      | 1779  | 2746  | 8607            |                      |  |  |  |
| 20   | ODISHA                    | 375                           | 1914       | 13989      | 78           | 263    | 16619          | 2009                   | 9783                        | 3922                  | 950                      | 89                       | 94     | 22552 | 39399 | 56018           |                      |  |  |  |
| 21   | PUDUCHERRY                | 1                             | 0          | 0          | 0            | 145    | 146            | 2                      | 0                           | 1                     | 0                        | 0                        | 0      | 207   | 210   | 356             |                      |  |  |  |
| 22   | PUNJAB                    | 10                            | 67         | 631        | 2            | 28     | 738            | 146                    | 36                          | 74                    | 45                       | 15                       | 0      | 542   | 858   | 1596            |                      |  |  |  |
| 23   | RAJASTHAN                 | 93                            | 697        | 2031       | 7            | 72     | 2900           | 293                    | 1340                        | 270                   | 18                       | 0                        | 11     | 370   | 2302  | 5202            |                      |  |  |  |



(In Number)

| S.No | State         | Surface Water Schemes         |            |            |              |        |                |                             |                           |                       |                          |                          |        |                 | Grand Total (8 + 16) |        |   |
|------|---------------|-------------------------------|------------|------------|--------------|--------|----------------|-----------------------------|---------------------------|-----------------------|--------------------------|--------------------------|--------|-----------------|----------------------|--------|---|
|      |               | With Single Source of Finance |            |            |              |        |                | With two Sources of Finance |                           |                       |                          |                          |        | Total (9 to 15) |                      |        |   |
|      |               | Bank Loan                     | Govt. Fund | Own Saving | Money Lender | Others | Total (3 to 7) | Own Saving & Govt Fund      | Own Saving & Money Lender | Bank Loan & Govt Fund | Bank Loan & Money Lender | Govt Fund & Money Lender | Others |                 |                      |        |   |
| (1)  | (2)           | (3)                           | (4)        | (5)        | (6)          | (7)    | (8)            | (9)                         | (10)                      | (11)                  | (12)                     | (13)                     | (14)   | (15)            | (16)                 | (17)   |   |
| 24   | SIKKIM        | 0                             | 4          | 0          | 0            | 0      | 4              | 0                           | 0                         | 0                     | 0                        | 0                        | 0      | 0               | 1                    | 1      | 5 |
| 25   | TAMIL NADU    | 98                            | 2261       | 1335       | 10           | 576    | 4280           | 140                         | 371                       | 258                   | 111                      | 8                        | 7      | 2453            | 3348                 | 7628   |   |
| 26   | TELENGANA     | 237                           | 4406       | 10137      | 293          | 84     | 15157          | 3090                        | 823                       | 13826                 | 215                      | 50                       | 89     | 12144           | 30237                | 45394  |   |
| 27   | TRIPURA       | 1                             | 505        | 213        | 0            | 1      | 720            | 0                           | 20                        | 0                     | 0                        | 0                        | 0      | 0               | 20                   | 740    |   |
| 28   | UTTARAKHAND   | 1                             | 29         | 12         | 1            | 10     | 53             | 22                          | 27                        | 103                   | 3                        | 0                        | 0      | 448             | 603                  | 656    |   |
| 29   | UTTAR PRADESH | 215                           | 1618       | 11816      | 33           | 144    | 13826          | 1272                        | 252                       | 83                    | 315                      | 102                      | 6      | 5809            | 7839                 | 21665  |   |
| 30   | WEST BENGAL   | 99                            | 237        | 6457       | 151          | 2737   | 9681           | 0                           | 0                         | 0                     | 0                        | 0                        | 0      | 0               | 0                    | 9681   |   |
|      | <b>Total</b>  | 68819                         | 64354      | 334554     | 3999         | 18891  | 490617         | 22768                       | 25091                     | 20814                 | 6018                     | 947                      | 317    | 102090          | 178045               | 668662 |   |

**MINOR IRRIGATION CENSUS (2017-18)**  
**Table XIV(C): MINOR IRRIGATION SCHEMES UNDER INDIVIDUAL OWNERSHIP**  
**ACCORDING TO SOURCE OF FINANCE - ALL SCHEMES**

(In Number)

| S.No. | State                     | Total No. of MI Schemes       |            |            |              |        |                |                        |                             |                           |                       |                          |                          |        |        |                 | Grand Total (8 +16) |  |
|-------|---------------------------|-------------------------------|------------|------------|--------------|--------|----------------|------------------------|-----------------------------|---------------------------|-----------------------|--------------------------|--------------------------|--------|--------|-----------------|---------------------|--|
|       |                           | With Single Source of Finance |            |            |              |        |                |                        | With two Sources of Finance |                           |                       |                          |                          |        |        | Total (9 to 15) |                     |  |
|       |                           | Bank Loan                     | Govt. Fund | Own Saving | Money Lender | Others | Total (3 to 7) | Own Saving & Bank Loan | Own Saving & Govt Fund      | Own Saving & Money Lender | Bank Loan & Govt Fund | Bank Loan & Money Lender | Govt Fund & Money Lender | Others |        |                 |                     |  |
| (3)   | (4)                       | (5)                           | (6)        | (7)        | (8)          | (9)    | (10)           | (11)                   | (12)                        | (13)                      | (14)                  | (15)                     | (16)                     | (17)   |        |                 |                     |  |
| (1)   | (2)                       |                               |            |            |              |        |                |                        |                             |                           |                       |                          |                          |        |        |                 |                     |  |
| 1     | ANDAMAN & NICOBAR ISLANDS | 6                             | 882        | 1818       | 1            | 51     | 2758           | 12                     | 162                         | 4                         | 16                    | 0                        | 1                        | 1464   | 1659   | 4417            |                     |  |
| 2     | ANDHRA PRADESH            | 25010                         | 5606       | 619389     | 53542        | 31849  | 735396         | 48794                  | 12123                       | 151633                    | 1227                  | 14901                    | 883                      | 126804 | 356365 | 1091761         |                     |  |
| 3     | ARUNACHAL PRADESH         | 0                             | 0          | 0          | 0            | 0      | 0              | 1                      | 18                          | 0                         | 0                     | 0                        | 2                        | 33     | 54     | 54              |                     |  |
| 4     | ASSAM                     | 169                           | 4          | 1087       | 0            | 26     | 1286           | 26                     | 14                          | 14                        | 23                    | 1                        | 1                        | 72313  | 72392  | 73678           |                     |  |
| 5     | BIHAR                     | 359                           | 587        | 33837      | 76           | 1745   | 36604          | 69417                  | 15929                       | 11370                     | 33031                 | 631                      | 517                      | 494285 | 625180 | 661784          |                     |  |
| 6     | CHANDIGARH                | 0                             | 0          | 0          | 0            | 0      | 0              | 0                      | 0                           | 0                         | 0                     | 0                        | 0                        | 1      | 1      | 1               |                     |  |
| 7     | CHHATTISGARH              | 390                           | 1757       | 25546      | 28           | 986    | 28707          | 12039                  | 13106                       | 1191                      | 1543                  | 101                      | 66                       | 282743 | 310789 | 339496          |                     |  |
| 8     | GOA                       | 74                            | 42         | 1496       | 3            | 36     | 1651           | 236                    | 300                         | 5                         | 27                    | 1                        | 1                        | 2857   | 3427   | 5078            |                     |  |
| 9     | GUJARAT                   | 72424                         | 25549      | 552355     | 5082         | 591372 | 1246782        | 7768                   | 2932                        | 199                       | 305                   | 190                      | 145                      | 49156  | 60695  | 1307477         |                     |  |
| 10    | HARYANA                   | 1702                          | 2021       | 26397      | 729          | 4762   | 35611          | 1451                   | 70                          | 4728                      | 144                   | 284                      | 121                      | 22222  | 29020  | 64631           |                     |  |
| 11    | HIMACHAL PRADESH          | 169                           | 463        | 4333       | 2            | 129    | 5096           | 771                    | 1159                        | 14                        | 69                    | 6                        | 2                        | 5802   | 7823   | 12919           |                     |  |
| 12    | JAMMU & KASHMIR           | 32                            | 347        | 7936       | 1            | 16     | 8332           | 0                      | 144                         | 0                         | 0                     | 0                        | 0                        | 1092   | 1236   | 9568            |                     |  |
| 13    | JHARKHAND                 | 154                           | 7725       | 978        | 7            | 525    | 9389           | 2605                   | 45220                       | 401                       | 7683                  | 63                       | 422                      | 57701  | 114095 | 123484          |                     |  |
| 14    | KARNATAKA                 | 93341                         | 5419       | 805927     | 8395         | 23728  | 936810         | 113168                 | 8542                        | 23764                     | 54563                 | 3719                     | 259                      | 203990 | 408005 | 1344815         |                     |  |
| 15    | KERALA                    | 1156                          | 633        | 54511      | 211          | 3170   | 59681          | 2553                   | 4393                        | 746                       | 247                   | 84                       | 22                       | 12285  | 20330  | 80011           |                     |  |
| 16    | MADHYA PRADESH            | 93312                         | 23176      | 1018531    | 8932         | 188627 | 1332578        | 19973                  | 16572                       | 10987                     | 4187                  | 1140                     | 975                      | 335550 | 389384 | 1721962         |                     |  |
| 17    | MAHARASHTRA               | 429019                        | 252587     | 2431691    | 20881        | 61359  | 3195537        | 10192                  | 1728                        | 4175                      | 231                   | 54                       | 299                      | 38374  | 55053  | 3250590         |                     |  |
| 18    | MANIPUR                   | 0                             | 0          | 0          | 0            | 0      | 0              | 0                      | 0                           | 0                         | 0                     | 0                        | 0                        | 0      | 0      | 0               |                     |  |
| 19    | MEGHALAYA                 | 1                             | 110        | 1199       | 1            | 22     | 1333           | 5                      | 2                           | 1                         | 0                     | 0                        | 0                        | 764    | 772    | 2105            |                     |  |
| 20    | MIZORAM                   | 3                             | 1011       | 899        | 2            | 1      | 1916           | 15                     | 3                           | 0                         | 4                     | 0                        | 0                        | 0      | 22     | 1938            |                     |  |
| 21    | NAGALAND                  | 5                             | 687        | 5121       | 33           | 15     | 5861           | 23                     | 735                         | 195                       | 6                     | 0                        | 8                        | 1779   | 2746   | 8607            |                     |  |
| 22    | ODISHA                    | 3719                          | 14506      | 100863     | 220          | 624    | 119932         | 24979                  | 11710                       | 29236                     | 5821                  | 565                      | 716                      | 146434 | 324861 | 444793          |                     |  |
| 23    | PUDUCHERRY                | 1                             | 0          | 1          | 0            | 145    | 147            | 11                     | 2                           | 1                         | 1                     | 0                        | 0                        | 3959   | 3974   | 4121            |                     |  |

(In Number)

| S.No. | State         | Total No. of MI Schemes       |            |            |              |        |                |                        |                             |                           |                       |                          |                          |         |                 | Grand Total (8 +16) |
|-------|---------------|-------------------------------|------------|------------|--------------|--------|----------------|------------------------|-----------------------------|---------------------------|-----------------------|--------------------------|--------------------------|---------|-----------------|---------------------|
|       |               | With Single Source of Finance |            |            |              |        |                |                        | With two Sources of Finance |                           |                       |                          |                          |         |                 |                     |
|       |               | Bank Loan                     | Govt. Fund | Own Saving | Money Lender | Others | Total (3 to 7) | Own Saving & Bank Loan | Own Saving & Govt Fund      | Own Saving & Money Lender | Bank Loan & Govt Fund | Bank Loan & Money Lender | Govt Fund & Money Lender | Others  | Total (9 to 15) |                     |
| (1)   | (2)           | (3)                           | (4)        | (5)        | (6)          | (7)    | (8)            | (9)                    | (10)                        | (11)                      | (12)                  | (13)                     | (14)                     | (15)    | (16)            | (17)                |
| 24    | PUNJAB        | 11017                         | 3716       | 637360     | 26772        | 11928  | 690793         | 7179                   | 2353                        | 210653                    | 334                   | 531                      | 1051                     | 245935  | 468036          | 1158829             |
| 25    | RAJASTHAN     | 31280                         | 2144       | 135955     | 4414         | 4096   | 177889         | 151927                 | 4503                        | 26854                     | 4313                  | 6145                     | 110                      | 108734  | 302586          | 480475              |
| 26    | SIKKIM        | 0                             | 4          | 0          | 0            | 0      | 4              | 0                      | 0                           | 0                         | 0                     | 0                        | 0                        | 1       | 1               | 5                   |
| 27    | TAMIL NADU    | 11241                         | 4583       | 606352     | 3913         | 9103   | 635192         | 59853                  | 6430                        | 115019                    | 9903                  | 1473                     | 479                      | 600353  | 793510          | 1428702             |
| 28    | TELENGANA     | 4250                          | 6213       | 281557     | 11172        | 730    | 303922         | 56737                  | 6229                        | 775168                    | 3066                  | 8536                     | 1054                     | 454911  | 1305701         | 1609623             |
| 29    | TRIPURA       | 8                             | 2120       | 414        | 0            | 1      | 2543           | 0                      | 36                          | 0                         | 3                     | 0                        | 0                        | 0       | 39              | 2582                |
| 30    | UTTARAKHAND   | 92                            | 73         | 2403       | 4            | 35     | 2607           | 16970                  | 120                         | 1621                      | 187                   | 78                       | 142                      | 28077   | 47195           | 49802               |
| 31    | UTTAR PRADESH | 23186                         | 108932     | 1742570    | 3764         | 18328  | 1896780        | 114967                 | 767939                      | 17527                     | 14091                 | 1404                     | 3188                     | 1133733 | 2052849         | 3949629             |
| 32    | WEST BENGAL   | 4946                          | 2517       | 235770     | 9223         | 17469  | 269925         | 0                      | 0                           | 0                         | 0                     | 0                        | 0                        | 0       | 0               | 269925              |
|       | <b>Total</b>  | 807066                        | 473414     | 9336296    | 157408       | 970878 | 11745062       | 721672                 | 1027874                     | 1385506                   | 141025                | 39907                    | 10464                    | 4431352 | 7757800         | 19502862            |

**MINOR IRRIGATION CENSUS (2017-18)**  
**Table XV(A): MINOR IRRIGATION SCHEMES BY TRIBAL &**  
**NON-TRIBAL VILLAGES - GROUND WATER**

(In Number)

| S No. | State                     | Ground Water Schemes |            |         |                  |            |         |                 |            |         |               |            |         |           |            |           |       |       |
|-------|---------------------------|----------------------|------------|---------|------------------|------------|---------|-----------------|------------|---------|---------------|------------|---------|-----------|------------|-----------|-------|-------|
|       |                           | Dugwell              |            |         | Shallow Tubewell |            |         | Medium Tubewell |            |         | Deep Tubewell |            |         | Total     |            |           |       |       |
|       |                           | Tribal               | Non tribal | Total   | Tribal           | Non tribal | Total   | Tribal          | Non tribal | Total   | Tribal        | Non tribal | Total   | Tribal    | Non tribal | Total     |       |       |
| (3)   | (4)                       | (5)                  | (6)        | (7)     | (8)              | (9)        | (10)    | (11)            | (12)       | (13)    | (14)          | (15)       | (16)    | (17)      |            |           |       |       |
| 1     | ANDAMAN & NICOBAR ISLANDS | 341                  | 2088       | 2429    | 0                | 40         | 40      | 0               | 0          | 0       | 0             | 0          | 0       | 0         | 0          | 341       | 2,128 | 2,469 |
| 2     | ANDHRA PRADESH            | 2422                 | 168879     | 171301  | 3012             | 195150     | 198,162 | 4495            | 233218     | 237,713 | 8588          | 517005     | 525,593 | 18,517    | 1,114,252  | 1,132,769 |       |       |
| 3     | ARUNACHAL PRADESH         | 23                   | 2          | 25      | 17               | 1          | 18      | 2               | 0          | 2       | 5             | 0          | 5       | 47        | 3          | 50        |       |       |
| 4     | ASSAM                     | 1                    | 37         | 38      | 6337             | 144758     | 151,095 | 12              | 357        | 369     | 15            | 659        | 674     | 6,365     | 145,811    | 152,176   |       |       |
| 5     | BIHAR                     | 248                  | 15678      | 15926   | 5919             | 177959     | 183,878 | 14461           | 441189     | 455,650 | 660           | 35117      | 35,777  | 21,288    | 669,943    | 691,231   |       |       |
| 6     | CHANDIGARH                | 0                    | 0          | 0       | 0                | 0          | 0       | 0               | 0          | 0       | 0             | 0          | 0       | 0         | 0          | 0         | 30    | 30    |
| 7     | CHHATTISGARH              | 21920                | 9494       | 31414   | 6599             | 21276      | 27,875  | 42335           | 114609     | 156,944 | 23088         | 94266      | 117,354 | 93,942    | 239,645    | 333,587   |       |       |
| 8     | GOA                       | 42                   | 3890       | 3932    | 1                | 70         | 71      | 0               | 21         | 21      | 0             | 7          | 7       | 43        | 3,988      | 4,031     |       |       |
| 9     | GUJARAT                   | 113451               | 268835     | 382286  | 107336           | 195909     | 303,245 | 90337           | 299919     | 390,256 | 23641         | 255399     | 279,040 | 334,765   | 1,020,062  | 1,354,827 |       |       |
| 10    | HARYANA                   | 42                   | 963        | 1005    | 2367             | 18525      | 20,892  | 4116            | 45379      | 49,495  | 4700          | 143335     | 148,035 | 11,225    | 208,202    | 219,427   |       |       |
| 11    | HIMACHAL PRADESH          | 8                    | 423        | 431     | 11               | 5244       | 5,255   | 10              | 3590       | 3,600   | 73            | 1332       | 1,405   | 102       | 10,589     | 10,691    |       |       |
| 12    | JAMMU & KASHMIR           | 107                  | 4618       | 4725    | 36               | 4730       | 4,766   | 8               | 310        | 318     | 0             | 661        | 661     | 151       | 10,319     | 10,470    |       |       |
| 13    | JHARKHAND                 | 73196                | 86881      | 160077  | 920              | 691        | 1,611   | 564             | 645        | 1,209   | 238           | 282        | 520     | 74,918    | 88,499     | 163,417   |       |       |
| 14    | KARNATAKA                 | 3014                 | 131589     | 134603  | 1415             | 113708     | 115,123 | 21519           | 675183     | 696,702 | 2914          | 327910     | 330,824 | 28,862    | 1,248,390  | 1,277,252 |       |       |
| 15    | KERALA                    | 1286                 | 50849      | 52135   | 100              | 3046       | 3,146   | 144             | 5157       | 5,301   | 36            | 1835       | 1,871   | 1,566     | 60,887     | 62,453    |       |       |
| 16    | MADHYA PRADESH            | 1298014              | 38668      | 1336682 | 403006           | 16454      | 419,460 | 233956          | 9825       | 243,781 | 225482        | 7238       | 232,720 | 2,160,458 | 72,185     | 2,232,643 |       |       |
| 17    | MAHARASHTRA               | 49771                | 2699317    | 2749088 | 3722             | 127378     | 131,100 | 2155            | 172039     | 174,194 | 1103          | 178480     | 179,583 | 56,751    | 3,177,214  | 3,233,965 |       |       |
| 18    | MEGHALAYA                 | 149                  | 0          | 149     | 140              | 663        | 803     | 0               | 0          | 0       | 5             | 0          | 5       | 294       | 663        | 957       |       |       |
| 19    | MIZORAM                   | 34                   | 0          | 34      | 4                | 0          | 4       | 23              | 0          | 23      | 0             | 0          | 0       | 61        | 0          | 61        |       |       |
| 20    | NAGALAND                  | 12                   | 0          | 12      | 10               | 0          | 10      | 3               | 0          | 3       | 10            | 0          | 10      | 35        | 0          | 35        |       |       |
| 21    | ODISHA                    | 84759                | 180795     | 265554  | 3029             | 39414      | 42,443  | 10930           | 35620      | 46,550  | 9771          | 51663      | 61,434  | 108,489   | 307,492    | 415,981   |       |       |
| 22    | PUDUCHERRY                | 0                    | 37         | 37      | 0                | 591        | 591     | 0               | 1827       | 1,827   | 0             | 1341       | 1,341   | 0         | 3,796      | 3,796     |       |       |
| 23    | PUNJAB                    | 0                    | 0          | 0       | 2171             | 179018     | 181,189 | 4915            | 414023     | 418,938 | 8728          | 564902     | 573,630 | 15,814    | 1,157,943  | 1,173,757 |       |       |
| 24    | RAJASTHAN                 | 127619               | 707222     | 834841  | 2491             | 18926      | 21,417  | 16477           | 123903     | 140,380 | 44177         | 434109     | 478,286 | 190,764   | 1,284,160  | 1,474,924 |       |       |
| 25    | TAMIL NADU                | 151829               | 1425369    | 1577198 | 8216             | 80810      | 89,026  | 8133            | 102527     | 110,660 | 21484         | 272450     | 293,934 | 189,662   | 1,881,156  | 2,070,818 |       |       |
| 26    | TELENGANA                 | 17298                | 440486     | 457784  | 7128             | 69662      | 76,790  | 26306           | 650850     | 677,156 | 7069          | 360450     | 367,519 | 57,801    | 1,521,448  | 1,579,249 |       |       |

(In Number)

| S No. | State         | Ground Water Schemes |            |         |                  |            |           |                 |            |         |               |            |         |         |            |           |
|-------|---------------|----------------------|------------|---------|------------------|------------|-----------|-----------------|------------|---------|---------------|------------|---------|---------|------------|-----------|
|       |               | Dugwell              |            |         | Shallow Tubewell |            |           | Medium Tubewell |            |         | Deep Tubewell |            |         | Total   |            |           |
|       |               | Tribal               | Non tribal | Total   | Tribal           | Non tribal | Total     | Tribal          | Non tribal | Total   | Tribal        | Non tribal | Total   | Tribal  | Non tribal | Total     |
| (1)   | (2)           | (3)                  | (4)        | (5)     | (6)              | (7)        | (8)       | (9)             | (10)       | (11)    | (12)          | (13)       | (14)    | (15)    | (16)       | (17)      |
| 27    | TRIPURA       | 1                    | 3          | 4       | 257              | 752        | 1,009     | 506             | 962        | 1,468   | 62            | 204        | 266     | 826     | 1,921      | 2,747     |
| 28    | UTTARAKHAND   | 8                    | 403        | 411     | 6170             | 38668      | 44,838    | 65              | 4938       | 5,003   | 277           | 1462       | 1,739   | 6,520   | 45,471     | 51,991    |
| 29    | UTTAR PRADESH | 5864                 | 79360      | 85224   | 23997            | 3309682    | 3,333,679 | 3302            | 415014     | 418,316 | 848           | 106035     | 106,883 | 34,011  | 3,910,091  | 3,944,102 |
| 30    | WEST BENGAL   | 0                    | 11080      | 11080   | 0                | 227516     | 227,516   | 0               | 82266      | 82,266  | 0             | 11061      | 11,061  | 0       | 331,923    | 331,923   |
|       | <b>Total</b>  | 1951459              | 6326966    | 8278425 | 594411           | 4990641    | 5585052   | 484774          | 3833371    | 4318145 | 382974        | 3367233    | 3750207 | 3413618 | 18518211   | 21931829  |

**MINOR IRRIGATION CENSUS (2017-18)**  
**Table XV (B): MINOR IRRIGATION SCHEMES BY TRIBAL &**  
**NON-TRIBAL VILLAGES - SURFACE WATER**

(In Number)

| S No. | State                     | Surface Water Schemes |                   |              |                      |                   |              |               |                    |               |  |  |  |  |  |  |  |  |  |  |  |
|-------|---------------------------|-----------------------|-------------------|--------------|----------------------|-------------------|--------------|---------------|--------------------|---------------|--|--|--|--|--|--|--|--|--|--|--|
|       |                           | Surface Flow Schemes  |                   |              | Surface Lift Schemes |                   |              |               | Total              |               |  |  |  |  |  |  |  |  |  |  |  |
|       |                           | Tribal<br>(3)         | Non tribal<br>(4) | Total<br>(5) | Tribal<br>(6)        | Non tribal<br>(7) | Total<br>(8) | Tribal<br>(9) | Non tribal<br>(10) | Total<br>(11) |  |  |  |  |  |  |  |  |  |  |  |
| (1)   | (2)                       |                       |                   |              |                      |                   |              |               |                    |               |  |  |  |  |  |  |  |  |  |  |  |
| 1     | ANDAMAN & NICOBAR ISLANDS | 4                     | 64                | 68           | 14                   | 3415              | 3429         | 18            | 3479               | 3497          |  |  |  |  |  |  |  |  |  |  |  |
| 2     | ANDHRA PRADESH            | 6009                  | 41581             | 47590        | 873                  | 9732              | 10605        | 6882          | 51313              | 58195         |  |  |  |  |  |  |  |  |  |  |  |
| 3     | ARUNACHAL PRADESH         | 3349                  | 17                | 3366         | 2                    | 0                 | 2            | 3351          | 17                 | 3368          |  |  |  |  |  |  |  |  |  |  |  |
| 4     | ASSAM                     | 1272                  | 811               | 2083         | 297                  | 7273              | 7570         | 1569          | 8084               | 9653          |  |  |  |  |  |  |  |  |  |  |  |
| 5     | BIHAR                     | 455                   | 4090              | 4545         | 187                  | 4672              | 4859         | 642           | 8762               | 9404          |  |  |  |  |  |  |  |  |  |  |  |
| 6     | CHHATISGARH               | 2400                  | 1845              | 4245         | 9212                 | 2878              | 12090        | 11612         | 4723               | 16335         |  |  |  |  |  |  |  |  |  |  |  |
| 7     | GOA                       | 54                    | 976               | 1030         | 18                   | 1054              | 1072         | 72            | 2030               | 2102          |  |  |  |  |  |  |  |  |  |  |  |
| 8     | GUJARAT                   | 8117                  | 16000             | 24117        | 4565                 | 12576             | 17141        | 12682         | 28576              | 41258         |  |  |  |  |  |  |  |  |  |  |  |
| 9     | HARYANA                   | 0                     | 98                | 98           | 34                   | 603               | 637          | 34            | 701                | 735           |  |  |  |  |  |  |  |  |  |  |  |
| 10    | HIMACHAL PRADESH          | 1783                  | 19906             | 21689        | 17                   | 280               | 297          | 1800          | 20186              | 21986         |  |  |  |  |  |  |  |  |  |  |  |
| 11    | JAMMU & KASHMIR           | 244                   | 2297              | 2541         | 1                    | 100               | 101          | 245           | 2397               | 2642          |  |  |  |  |  |  |  |  |  |  |  |
| 12    | JHARKHAND                 | 39556                 | 32405             | 71961        | 10426                | 6859              | 17285        | 49982         | 39264              | 89246         |  |  |  |  |  |  |  |  |  |  |  |
| 13    | KARNATAKA                 | 2398                  | 72675             | 75073        | 760                  | 52130             | 52890        | 3158          | 124805             | 127963        |  |  |  |  |  |  |  |  |  |  |  |
| 14    | KERALA                    | 310                   | 7959              | 8269         | 901                  | 20951             | 21852        | 1211          | 28910              | 30121         |  |  |  |  |  |  |  |  |  |  |  |
| 15    | MADHYA PRADESH            | 19276                 | 280               | 19556        | 32533                | 560               | 33093        | 51809         | 840                | 52649         |  |  |  |  |  |  |  |  |  |  |  |
| 16    | MAHARASHTRA               | 2838                  | 96783             | 99621        | 2998                 | 236280            | 239278       | 5836          | 333063             | 338899        |  |  |  |  |  |  |  |  |  |  |  |
| 17    | MANIPUR                   | 473                   | 300               | 773          | 1                    | 196               | 197          | 474           | 496                | 970           |  |  |  |  |  |  |  |  |  |  |  |
| 18    | MEGHALAYA                 | 4482                  | 11                | 4493         | 3                    | 0                 | 3            | 4485          | 11                 | 4496          |  |  |  |  |  |  |  |  |  |  |  |
| 19    | MIZORAM                   | 2418                  | 1                 | 2419         | 0                    | 0                 | 0            | 2418          | 1                  | 2419          |  |  |  |  |  |  |  |  |  |  |  |
| 20    | NAGALAND                  | 19135                 | 18                | 19153        | 46                   | 0                 | 46           | 19181         | 18                 | 19199         |  |  |  |  |  |  |  |  |  |  |  |
| 21    | ODISHA                    | 16594                 | 14107             | 30701        | 22966                | 40933             | 63899        | 39560         | 55040              | 94600         |  |  |  |  |  |  |  |  |  |  |  |
| 22    | PUDUCHERRY                | 0                     | 705               | 705          | 0                    | 0                 | 0            | 0             | 705                | 705           |  |  |  |  |  |  |  |  |  |  |  |
| 23    | PUNJAB                    | 1                     | 323               | 324          | 0                    | 1408              | 1408         | 1             | 1731               | 1732          |  |  |  |  |  |  |  |  |  |  |  |
| 24    | RAJASTHAN                 | 862                   | 1812              | 2674         | 5434                 | 8041              | 13475        | 6296          | 9853               | 16149         |  |  |  |  |  |  |  |  |  |  |  |

(In Number)

| S No. | State         | Surface Water Schemes |                   |              |                      |                   |              |               |                    |               |  |  |
|-------|---------------|-----------------------|-------------------|--------------|----------------------|-------------------|--------------|---------------|--------------------|---------------|--|--|
|       |               | Surface Flow Schemes  |                   |              | Surface Lift Schemes |                   |              | Total         |                    |               |  |  |
|       |               | Tribal<br>(3)         | Non tribal<br>(4) | Total<br>(5) | Tribal<br>(6)        | Non tribal<br>(7) | Total<br>(8) | Tribal<br>(9) | Non tribal<br>(10) | Total<br>(11) |  |  |
| 25    | SIKKIM        | 279                   | 1287              | 1566         | 0                    | 0                 | 0            | 279           | 1287               | 1566          |  |  |
| 26    | TAMIL NADU    | 3372                  | 36339             | 39711        | 474                  | 3906              | 4380         | 3846          | 40245              | 44091         |  |  |
| 27    | TELENGANA     | 7449                  | 55304             | 62753        | 5475                 | 32391             | 37866        | 12924         | 87695              | 100619        |  |  |
| 28    | TRIPURA       | 153                   | 207               | 360          | 806                  | 1360              | 2166         | 959           | 1567               | 2526          |  |  |
| 29    | UTTARAKHAND   | 2188                  | 35672             | 37860        | 15                   | 598               | 613          | 2203          | 36270              | 38473         |  |  |
| 30    | UTTAR PRADESH | 561                   | 3864              | 4425         | 1213                 | 26577             | 27790        | 1774          | 30441              | 32215         |  |  |
| 31    | WEST BENGAL   | 0                     | 17059             | 17059        | 0                    | 21930             | 21930        | 0             | 38989              | 38989         |  |  |
|       | <b>Total</b>  | 146032                | 464796            | 610828       | 99271                | 496703            | 595974       | 245303        | 961499             | 1206802       |  |  |

**MINOR IRRIGATION CENSUS (2017-18)**  
**Table XVI(A): NUMBER OF IN USE GROUND WATER SCHEMES AND IRRIGATION POTENTIAL UTILISED**  
**BY WATER DISTRIBUTION DEVICE**

(In Number/Area in Ha)

| S.No. | State                     | Ground Water Schemes According to Water Distribution System |           |                             |            |                  |            |              |            |        |           |           |            |        |           |         |            |     |     |
|-------|---------------------------|---|-----------|-----------------------------|------------|------------------|------------|--------------|------------|--------|-----------|-----------|------------|--------|-----------|---------|------------|-----|-----|
|       |                           | Open Water Channel (Pucca)                                  |           | Open Water Channel (Kutcha) |            | Underground pipe |            | Surface pipe |            | Drip   |           | Sprinkler |            | Others |           | Total   |            |     |     |
|       |                           | No.   | IPU       | No.                         | IPU        | No.              | IPU        | No.          | IPU        | No.    | IPU       | No.       | IPU        | No.    | IPU       | No.     | IPU        | No. | IPU |
| (1)   | (2)                       | (3)   | (4)       | (5)                         | (6)        | (7)              | (8)        | (9)          | (10)       | (11)   | (12)      | (13)      | (14)       | (15)   | (16)      | (17)    | (18)       |     |     |
| 1     | ANDAMAN & NICOBAR ISLANDS | 47  | 28.32     | 260                         | 113.13     | 11               | 3.70       | 985          | 626.41     | 0      | 0.00      | 0         | 0.00       | 984    | 385.30    | 2287    | 1156.86    |     |     |
| 2     | ANDHRA PRADESH            | 41490   | 61385.73  | 390866                      | 535716.10  | 114801           | 167713.27  | 218738       | 284955.40  | 147327 | 208692.74 | 11763     | 16380.43   | 4393   | 7946.08   | 929378  | 1282789.75 |     |     |
| 3     | ARUNACHAL PRADESH         | 11  | 595.00    | 7                           | 54.00      | 2                | 23.00      | 1            | 18.00      | 0      | 0.00      | 0         | 0.00       | 0      | 0.00      | 21      | 690.00     |     |     |
| 4     | ASSAM                     | 7805  | 19716.25  | 129175                      | 164288.08  | 8965             | 5279.85    | 1405         | 1599.02    | 8      | 114.18    | 16        | 593.43     | 1014   | 1597.98   | 148388  | 193188.79  |     |     |
| 5     | BIHAR                     | 5288  | 27061.37  | 42595                       | 297215.17  | 41177            | 362805.65  | 590324       | 3737555.45 | 663    | 3027.58   | 97        | 486.21     | 4036   | 29079.41  | 684180  | 4457230.84 |     |     |
| 6     | CHANDIGARH                | 1   | 96.00     | 1                           | 5.66       | 28               | 1667.28    | 0            | 0.00       | 0      | 0.00      | 0         | 0.00       | 0      | 0.00      | 30      | 1768.94    |     |     |
| 7     | CHHATTISGARH              | 28551   | 69729.35  | 96307                       | 179910.05  | 10415            | 24149.95   | 175414       | 446842.48  | 1738   | 4864.57   | 10957     | 34431.18   | 8987   | 22441.90  | 332369  | 782369.48  |     |     |
| 8     | GOA                       | 239   | 180.66    | 912                         | 622.08     | 134              | 132.91     | 903          | 505.87     | 87     | 154.08    | 1247      | 1280.82    | 421    | 141.00    | 3943    | 3017.42    |     |     |
| 9     | GUJARAT                   | 56395   | 157940.11 | 491558                      | 1344769.65 | 63428            | 198636.87  | 624162       | 1572158.70 | 92736  | 209577.60 | 7323      | 11912.27   | 4987   | 14467.02  | 1340589 | 3506462.22 |     |     |
| 10    | HARYANA                   | 17308   | 143064.17 | 114231                      | 931090.67  | 71068            | 633925.10  | 3326         | 20026.91   | 158    | 909.58    | 12070     | 78955.78   | 1155   | 7243.92   | 219316  | 1815216.13 |     |     |
| 11    | HIMACHAL PRADESH          | 680   | 6094.52   | 5722                        | 18785.27   | 1414             | 24723.38   | 2759         | 7149.47    | 4      | 3.76      | 15        | 47.63      | 40     | 94.38     | 10634   | 56898.41   |     |     |
| 12    | JAMMU & KASHMIR           | 678   | 1190.91   | 7559                        | 15442.70   | 15               | 26.96      | 2081         | 2682.57    | 3      | 2.15      | 1         | 2.00       | 124    | 182.67    | 10461   | 19529.96   |     |     |
| 13    | JHARKHAND                 | 2806  | 4795.02   | 93531                       | 121157.70  | 1981             | 2347.31    | 45956        | 71111.87   | 273    | 451.31    | 204       | 444.82     | 16561  | 18252.68  | 161312  | 218560.71  |     |     |
| 14    | KARNATAKA                 | 185004  | 218147.20 | 58556                       | 184221.53  | 614628           | 1320874.39 | 167939       | 260157.13  | 185306 | 254195.39 | 41478     | 74639.76   | 20292  | 29279.09  | 1273203 | 2341514.49 |     |     |
| 15    | KERALA                    | 2146  | 1223.39   | 12222                       | 6972.44    | 5613             | 3113.18    | 36553        | 19087.89   | 1271   | 1428.17   | 2091      | 1300.04    | 2304   | 1195.98   | 62200   | 34321.09   |     |     |
| 16    | MADHYA PRADESH            | 15652   | 48268.10  | 373376                      | 1026921.23 | 304985           | 950481.10  | 1328575      | 4515189.66 | 24110  | 82696.66  | 143215    | 516627.07  | 15965  | 42506.12  | 2205878 | 7182689.94 |     |     |
| 17    | MAHARASHTRA               | 90044   | 188568.32 | 758080                      | 1237866.39 | 2043499          | 4072625.31 | 187207       | 315443.28  | 24866  | 42855.79  | 16217     | 26961.46   | 96095  | 159617.63 | 3216008 | 6043937.18 |     |     |
| 18    | MEGHALAYA                 | 10  | 32.00     | 788                         | 1996.50    | 1                | 2.50       | 2            | 2.50       | 0      | 0.00      | 0         | 0.00       | 151    | 0.00      | 952     | 2033.50    |     |     |
| 19    | MIZORAM                   | 0   | 0.00      | 26                          | 0.00       | 2                | 0.00       | 10           | 0.00       | 0      | 0.00      | 0         | 0.00       | 2      | 0.80      | 40      | 0.80       |     |     |
| 20    | NAGALAND                  | 6   | 47.00     | 3                           | 28.00      | 0                | 0.00       | 0            | 0.00       | 0      | 0.00      | 0         | 0.00       | 21     | 46.00     | 30      | 121.00     |     |     |
| 21    | ODISHA                    | 15156   | 19596.61  | 174413                      | 325478.67  | 8019             | 28692.64   | 165710       | 225125.34  | 1088   | 1728.32   | 3560      | 1674.29    | 9595   | 6872.91   | 377541  | 609168.78  |     |     |
| 22    | PUDUCHERRY                | 3203  | 7037.01   | 212                         | 516.34     | 205              | 494.69     | 51           | 158.44     | 0      | 0.00      | 0         | 0.00       | 0      | 0.00      | 3671    | 8206.48    |     |     |
| 23    | PUNJAB                    | 101949  | 480761.93 | 1036934                     | 5276189.37 | 30406            | 189546.83  | 55           | 295.31     | 69     | 297.75    | 19        | 78.60      | 4097   | 14888.47  | 1173529 | 5962058.26 |     |     |
| 24    | RAJASTHAN                 | 43501   | 148903.52 | 274445                      | 865956.62  | 171016           | 686269.94  | 491569       | 1918301.91 | 20089  | 77062.92  | 440611    | 3186284.71 | 1509   | 8052.44   | 1442740 | 6890832.06 |     |     |



(In Number/Area in Ha)

| S.No. | State         | Ground Water Schemes According to Water Distribution System |            |                             |             |                  |             |              |             |        |            |           |            |        |           |          |             |  |  |
|-------|---------------|---|------------|-----------------------------|-------------|------------------|-------------|--------------|-------------|--------|------------|-----------|------------|--------|-----------|----------|-------------|--|--|
|       |               | Open Water Channel (Pucca)                                  |            | Open Water Channel (Kutcha) |             | Underground pipe |             | Surface pipe |             | Drip   |            | Sprinkler |            | Others |           | Total    |             |  |  |
|       |               | No.   | IPU        | No.                         | IPU         | No.              | IPU         | No.          | IPU         | No.    | IPU        | No.       | IPU        | No.    | IPU       | No.      | IPU         |  |  |
| (1)   | (2)           | (3)   | (4)        | (5)                         | (6)         | (7)              | (8)         | (9)          | (10)        | (11)   | (12)       | (13)      | (14)       | (15)   | (16)      | (17)     | (18)        |  |  |
| 25    | TAMIL NADU    | 481098  | 1263031.34 | 972512                      | 2562379.55  | 247695           | 795800.12   | 48423        | 149201.37   | 118628 | 378325.97  | 3519      | 6174.38    | 25738  | 55663.34  | 1897613  | 5210576.07  |  |  |
| 26    | TELENGANA     | 213160  | 329030.16  | 365570                      | 496711.55   | 657070           | 952868.52   | 221748       | 324334.52   | 42033  | 67870.97   | 27719     | 43441.73   | 1480   | 3041.33   | 1528780  | 2217298.78  |  |  |
| 27    | TRIPURA       | 49  | 136.20     | 904                         | 2056.97     | 1098             | 10087.42    | 127          | 276.60      | 0      | 0.00       | 0         | 0.00       | 3      | 17.00     | 2181     | 12574.19    |  |  |
| 28    | UTTARAKHAND   | 4184  | 48770.32   | 47319                       | 26716.29    | 155              | 1277.35     | 47           | 264.37      | 1      | 4.90       | 0         | 0.00       | 27     | 258.32    | 51733    | 318191.55   |  |  |
| 29    | UTTAR PRADESH | 91191   | 659306.88  | 1944532                     | 9093454.83  | 39221            | 302650.65   | 1775677      | 7564789.07  | 4047   | 15058.63   | 12886     | 76292.46   | 31546  | 280235.80 | 3899100  | 17991788.32 |  |  |
| 30    | WEST BENGAL   | 32837   | 176295.44  | 140807                      | 825506.11   | 23051            | 238156.82   | 108638       | 583150.13   | 1117   | 7559.07    | 1992      | 9938.37    | 7491   | 31849.65  | 315933   | 1872455.59  |  |  |
|       | <b>Total</b>  | 1440489   | 4081032.83 | 7533423                     | 25783041.65 | 4460103          | 10971376.69 | 6198385      | 22021009.67 | 665622 | 1356882.09 | 737000    | 4087947.44 | 259018 | 735357.22 | 21294040 | 69036647.59 |  |  |

**MINOR IRRIGATION CENSUS (2017-18)**  
**Table XVI(B): NUMBER OF IN USE SURFACE WATER SCHEMES AND**  
**IRRIGATION POTENTIAL UTILISED BY WATER DISTRIBUTION DEVICE**

(In Number/Area in Ha)

| S.No. | State                     | Surface Water Schemes According to Water Distribution System |           |                              |           |                  |           |              |           |      |         |           |          |        |          |        |           |     |     | Total |  |
|-------|---------------------------|--|-----------|------------------------------|-----------|------------------|-----------|--------------|-----------|------|---------|-----------|----------|--------|----------|--------|-----------|-----|-----|-------|--|
|       |                           | Open Water Channel (Pucca)                                   |           | Open Water Channel (Kutchha) |           | Underground pipe |           | Surface pipe |           | Drip |         | Sprinkler |          | Others |          | Total  |           |     |     |       |  |
|       |                           | No.  | IPU       | No.                          | IPU       | No.              | IPU       | No.          | IPU       | No.  | IPU     | No.       | IPU      | No.    | IPU      | No.    | IPU       | No. | IPU |       |  |
| (1)   | (2)                       | (3)  | (4)       | (5)                          | (6)       | (7)              | (8)       | (9)          | (10)      | (11) | (12)    | (13)      | (14)     | (15)   | (16)     | (17)   | (18)      |     |     |       |  |
| 1     | ANDAMAN & NICOBAR ISLANDS | 9  | 6.50      | 23                           | 13.50     | 5                | 3.10      | 2429         | 2086.25   | 2    | 0.90    | 2         | 1.30     | 848    | 402.29   | 3318   | 2513.84   |     |     |       |  |
| 2     | ANDHRA PRADESH            | 4756   | 103958.43 | 33592                        | 442435.40 | 2751             | 21673.53  | 3460         | 26147.99  | 983  | 6643.00 | 228       | 756.71   | 777    | 11308.95 | 46547  | 612924.01 |     |     |       |  |
| 3     | ARUNACHAL PRADESH         | 658  | 6429.26   | 1803                         | 11722.98  | 0                | 0.00      | 34           | 285.90    | 0    | 0.00    | 0         | 0.00     | 1      | 1.60     | 2496   | 18439.74  |     |     |       |  |
| 4     | ASSAM                     | 801  | 74076.12  | 7922                         | 37120.14  | 92               | 9130.16   | 155          | 447.20    | 0    | 0.00    | 2         | 221.90   | 112    | 7401.58  | 9084   | 128397.10 |     |     |       |  |
| 5     | BIHAR                     | 416  | 2897.44   | 2860                         | 44780.54  | 105              | 1062.49   | 5418         | 54791.45  | 19   | 172.55  | 1         | 5.00     | 223    | 2841.68  | 9042   | 106551.15 |     |     |       |  |
| 6     | CHHATTISGARH              | 968  | 14375.85  | 6144                         | 32073.33  | 819              | 3456.85   | 7318         | 19217.55  | 26   | 99.73   | 5         | 2.30     | 707    | 3404.76  | 15987  | 72630.37  |     |     |       |  |
| 7     | GOA                       | 196  | 875.84    | 1064                         | 1459.47   | 34               | 58.26     | 134          | 346.51    | 23   | 57.20   | 382       | 823.31   | 241    | 458.00   | 2074   | 4078.59   |     |     |       |  |
| 8     | GUJARAT                   | 1  | 1.77      | 24116                        | 23735.71  | 0                | 0.00      | 17138        | 23283.31  | 0    | 0.00    | 0         | 0.00     | 0      | 0.00     | 41255  | 47020.79  |     |     |       |  |
| 9     | HARYANA                   | 255  | 1429.78   | 340                          | 2124.98   | 41               | 416.20    | 10           | 78.80     | 0    | 0.00    | 64        | 526.00   | 7      | 22.42    | 717    | 4598.18   |     |     |       |  |
| 10    | HIMACHAL PRADESH          | 4372   | 57565.45  | 5644                         | 40052.21  | 554              | 5799.50   | 9895         | 11687.99  | 90   | 131.90  | 267       | 370.75   | 406    | 2628.32  | 21228  | 118236.12 |     |     |       |  |
| 11    | JAMMU & KASHMIR           | 294  | 21309.26  | 2001                         | 158720.90 | 7                | 45.50     | 5            | 56.00     | 0    | 0.00    | 0         | 0.00     | 329    | 22061.08 | 2636   | 202192.74 |     |     |       |  |
| 12    | JHARKHAND                 | 2302   | 11960.55  | 49490                        | 131853.96 | 849              | 3408.50   | 22479        | 69863.76  | 125  | 373.77  | 62        | 192.32   | 10856  | 24862.49 | 86163  | 242515.35 |     |     |       |  |
| 13    | KARNATAKA                 | 25382  | 37519.11  | 10544                        | 27448.97  | 59882            | 155060.17 | 11503        | 25675.65  | 3134 | 3974.49 | 4419      | 10664.99 | 11479  | 23356.84 | 126343 | 283700.22 |     |     |       |  |
| 14    | KERALA                    | 2095   | 33712.01  | 8593                         | 57174.34  | 1235             | 8047.69   | 13202        | 28410.36  | 261  | 426.11  | 1548      | 2015.54  | 2747   | 9455.30  | 29681  | 139241.35 |     |     |       |  |
| 15    | MADHYA PRADESH            | 1084   | 30668.40  | 6528                         | 37257.66  | 7672             | 26016.34  | 31329        | 113054.20 | 197  | 319.60  | 3035      | 2714.04  | 1617   | 14576.91 | 51462  | 224607.15 |     |     |       |  |
| 16    | MAHARASHTRA               | 23583  | 210900.13 | 65942                        | 176232.73 | 217900           | 415197.12 | 18524        | 38206.06  | 664  | 1625.39 | 1725      | 4729.51  | 9292   | 70807.12 | 337630 | 917698.06 |     |     |       |  |
| 17    | MANIPUR                   | 519  | 12756.00  | 222                          | 5669.00   | 0                | 0.00      | 0            | 0.00      | 0    | 0.00    | 0         | 0.00     | 0      | 0.00     | 741    | 18425.00  |     |     |       |  |
| 18    | MEGHALAYA                 | 728  | 19705.77  | 2603                         | 22550.83  | 42               | 157.10    | 417          | 15196.17  | 22   | 1071.00 | 0         | 0.00     | 390    | 4191.33  | 4202   | 62872.20  |     |     |       |  |
| 19    | MIZORAM                   | 172  | 5261.30   | 609                          | 1477.39   | 2                | 44.00     | 1573         | 4193.17   | 3    | 5.90    | 2         | 3.50     | 1      | 50.00    | 2362   | 11035.26  |     |     |       |  |
| 20    | NAGALAND                  | 1294   | 8021.26   | 16495                        | 48160.96  | 12               | 26.88     | 5            | 76.00     | 6    | 12.34   | 3         | 52.85    | 7      | 40.00    | 17822  | 56390.29  |     |     |       |  |
| 21    | ODISHA                    | 6284   | 99647.06  | 43671                        | 311174.45 | 3587             | 54711.87  | 33623        | 97593.45  | 125  | 977.26  | 548       | 1303.04  | 1582   | 9813.08  | 89420  | 575220.21 |     |     |       |  |
| 22    | PUDUCHERRY                | 477  | 13280.33  | 158                          | 1080.79   | 0                | 0.00      | 0            | 0.00      | 0    | 0.00    | 0         | 0.00     | 68     | 226.56   | 703    | 14567.68  |     |     |       |  |
| 23    | PUNJAB                    | 342  | 3869.06   | 1033                         | 8576.95   | 95               | 1085.97   | 132          | 375.06    | 1    | 12.00   | 0         | 0.00     | 38     | 212.71   | 1641   | 14131.75  |     |     |       |  |
| 24    | RAJASTHAN                 | 1221   | 42960.39  | 1220                         | 22213.32  | 513              | 5064.32   | 10602        | 54176.29  | 79   | 1166.80 | 645       | 2991.55  | 451    | 3114.79  | 14731  | 131687.46 |     |     |       |  |
| 25    | SIKKIM                    | 785  | 10431.81  | 192                          | 2115.40   | 1                | 8.79      | 0            | 0.00      | 0    | 0.00    | 0         | 0.00     | 1      | 2.73     | 979    | 12558.73  |     |     |       |  |
| 26    | TAMIL NADU                | 10378  | 104778.84 | 17797                        | 201881.26 | 751              | 8020.28   | 3642         | 17705.25  | 234  | 388.83  | 288       | 1998.96  | 3529   | 26818.55 | 36619  | 361591.97 |     |     |       |  |

(In Number/Area in Ha)

| S.No. | State         | Surface Water Schemes According to Water Distribution System |            |                              |            |                  |           |              |           |      |          |           |          |        |           |         |            |     |     |
|-------|---------------|--|------------|------------------------------|------------|------------------|-----------|--------------|-----------|------|----------|-----------|----------|--------|-----------|---------|------------|-----|-----|
|       |               | Open Water Channel (Pucca)                                   |            | Open Water Channel (Kutchha) |            | Underground pipe |           | Surface pipe |           | Drip |          | Sprinkler |          | Others |           | Total   |            |     |     |
|       |               | No.  | IPU        | No.                          | IPU        | No.              | IPU       | No.          | IPU       | No.  | IPU      | No.       | IPU      | No.    | IPU       | No.     | IPU        | No. | IPU |
| (1)   | (2)           | (3)  | (4)        | (5)                          | (6)        | (7)              | (8)       | (9)          | (10)      | (11) | (12)     | (13)      | (14)     | (15)   | (16)      | (17)    | (18)       |     |     |
| 27    | TELENGANA     | 17699  | 166303.76  | 33407                        | 381751.53  | 17938            | 37605.69  | 11073        | 41119.29  | 825  | 2335.66  | 3804      | 7282.50  | 7565   | 6574.66   | 92311   | 642973.09  |     |     |
| 28    | TRIPURA       | 107  | 8597.84    | 610                          | 2381.73    | 1403             | 73430.65  | 247          | 599.58    | 0    | 0.00     | 0         | 0.00     | 11     | 164.85    | 2378    | 85174.65   |     |     |
| 29    | UTTARAKHAND   | 21885  | 227477.27  | 1370                         | 26775.23   | 241              | 1112.88   | 1547         | 6070.69   | 25   | 59.38    | 3         | 19.56    | 2049   | 15410.57  | 27120   | 276925.58  |     |     |
| 30    | UTTAR PRADESH | 1020   | 10629.24   | 6376                         | 61232.42   | 333              | 2494.00   | 20890        | 123278.28 | 198  | 1559.00  | 660       | 5979.83  | 533    | 2153.02   | 30010   | 207325.79  |     |     |
| 31    | WEST BENGAL   | 1463   | 20663.40   | 12398                        | 92060.88   | 2962             | 96895.71  | 16496        | 77305.27  | 42   | 244.14   | 154       | 2068.37  | 3663   | 16735.46  | 37178   | 305973.23  |     |     |
|       | <b>Total</b>  | 131546   | 1362069.23 | 364767                       | 2413308.96 | 319826           | 930033.55 | 243280       | 851327.48 | 7084 | 21656.95 | 17847     | 44723.83 | 59530  | 279097.65 | 1143880 | 5902217.65 |     |     |

**MINOR IRRIGATION CENSUS (2017-18)**  
**Table XVI(C): NUMBER OF MINOR IRRIGATION SCHEMES AND IRRIGATION POTENTIAL UTILISED BY**  
**WATER DISTRIBUTION DEVICE - ALL SCHEMES**

(In Number/Area in Ha)

| S.No. | State                     | Minor Irrigation Schemes According to Water Distribution System |           |                              |            |                  |            |              |            |        |           |           |            |        |           |           |             |  |  | Total |
|-------|---------------------------|---|-----------|------------------------------|------------|------------------|------------|--------------|------------|--------|-----------|-----------|------------|--------|-----------|-----------|-------------|--|--|-------|
|       |                           | Open Water (Lined/Pucca)  |           | Open Water (Unlined/Kutchra) |            | Underground pipe |            | Surface pipe |            | Drip   |           | Sprinkler |            | Others |           | No.       | IPU         |  |  |       |
|       |                           | No.   | IPU       | No.                          | IPU        | No.              | IPU        | No.          | IPU        | No.    | IPU       | No.       | IPU        | No.    | IPU       |           |             |  |  |       |
| 1     | ANDAMAN & NICOBAR ISLANDS | 56  | 34.82     | 283                          | 126.63     | 16               | 6.80       | 3414         | 2712.66    | 2      | 0.90      | 2         | 1.30       | 1832   | 787.59    | 5.605     | 3670.70     |  |  |       |
| 2     | ANDHRA PRADESH            | 46246   | 165344.16 | 424458                       | 978151.50  | 117552           | 189386.80  | 222198       | 311103.39  | 148310 | 215335.74 | 11991     | 17137.14   | 5170   | 19255.03  | 975.925   | 1895713.76  |  |  |       |
| 3     | ARUNACHAL PRADESH         | 669   | 7024.26   | 1810                         | 11776.98   | 2                | 23.00      | 35           | 303.90     | 0      | 0.00      | 0         | 0.00       | 1      | 1.60      | 2,517     | 19129.74    |  |  |       |
| 4     | ASSAM                     | 8606  | 93792.37  | 137097                       | 201408.22  | 9057             | 14410.01   | 1560         | 2046.22    | 8      | 114.18    | 18        | 815.33     | 1126   | 8999.56   | 157.472   | 321585.89   |  |  |       |
| 5     | BIHAR                     | 5704  | 29958.81  | 45455                        | 341995.71  | 41282            | 363868.14  | 595742       | 3792346.90 | 682    | 3200.13   | 98        | 491.21     | 4259   | 31921.09  | 693.222   | 4563781.99  |  |  |       |
| 6     | CHANDIGARH                | 1   | 96.00     | 1                            | 5.66       | 28               | 1667.28    | 0            | 0.00       | 0      | 0.00      | 0         | 0.00       | 0      | 0.00      | 30        | 1768.94     |  |  |       |
| 7     | CHHATTISGARH              | 29519   | 84105.20  | 102451                       | 211983.38  | 11234            | 27606.80   | 182732       | 466060.03  | 1764   | 4964.30   | 10962     | 34433.48   | 9694   | 25846.66  | 348.356   | 854999.85   |  |  |       |
| 8     | GOA                       | 435   | 1056.50   | 1976                         | 2081.55    | 168              | 191.17     | 1037         | 852.38     | 110    | 211.28    | 1629      | 2104.13    | 662    | 599.00    | 6,017     | 7096.01     |  |  |       |
| 9     | GUJARAT                   | 56396   | 157941.88 | 515674                       | 1368505.36 | 63428            | 195636.87  | 641300       | 1595442.01 | 92736  | 209577.60 | 7323      | 11912.27   | 4987   | 14467.02  | 1,381,844 | 3553483.01  |  |  |       |
| 10    | HARYANA                   | 17563   | 144493.95 | 114571                       | 933215.65  | 71109            | 634341.30  | 3336         | 20105.71   | 158    | 909.58    | 12134     | 79481.78   | 1162   | 7266.34   | 220,033   | 1819814.31  |  |  |       |
| 11    | HIMACHAL PRADESH          | 5052  | 63659.97  | 11366                        | 58837.48   | 1968             | 30522.88   | 12654        | 18837.46   | 94     | 135.66    | 282       | 418.38     | 446    | 2722.70   | 31,862    | 175134.53   |  |  |       |
| 12    | JAMMU & KASHMIR           | 972   | 22500.17  | 9560                         | 174163.60  | 22               | 72.46      | 2086         | 2738.57    | 3      | 2.15      | 1         | 2.00       | 453    | 22243.75  | 13,097    | 221722.70   |  |  |       |
| 13    | JHARKHAND                 | 5108  | 16755.57  | 143021                       | 253011.66  | 2830             | 5755.81    | 68435        | 140975.63  | 398    | 825.08    | 266       | 637.14     | 27417  | 43115.17  | 247,475   | 461076.46   |  |  |       |
| 14    | KARNATAKA                 | 210386  | 255666.31 | 69100                        | 211670.50  | 674510           | 1475934.56 | 179442       | 285832.78  | 188440 | 258169.88 | 45897     | 85304.75   | 31771  | 52635.93  | 1,399,546 | 2625214.71  |  |  |       |
| 15    | KERALA                    | 4241  | 34935.40  | 20815                        | 64146.78   | 6848             | 11160.87   | 49755        | 47498.25   | 1532   | 1854.28   | 3639      | 3315.58    | 5051   | 10651.28  | 91,881    | 173562.44   |  |  |       |
| 16    | MADHYA PRADESH            | 16736   | 78936.50  | 379904                       | 1064178.89 | 312657           | 976497.44  | 1359904      | 4628243.86 | 24307  | 83016.26  | 146250    | 519341.11  | 17582  | 57083.03  | 2,257,340 | 7407297.09  |  |  |       |
| 17    | MAHARASHTRA               | 113627  | 399468.45 | 824022                       | 1414098.12 | 2261399          | 4487822.43 | 205731       | 353649.34  | 25530  | 44481.18  | 17942     | 31690.97   | 105387 | 230424.75 | 3,553,638 | 6961624.35. |  |  |       |
| 18    | MANIPUR                   | 519   | 12756.00  | 222                          | 5669.00    | 0                | 0.00       | 0            | 0.00       | 0      | 0.00      | 0         | 0.00       | 0      | 0.00      | 741       | 18425.00    |  |  |       |
| 19    | MEGHALAYA                 | 738   | 19737.77  | 3391                         | 24547.33   | 43               | 159.60     | 419          | 15198.67   | 22     | 1071.00   | 0         | 0.00       | 541    | 4191.33   | 5,154     | 64905.70    |  |  |       |
| 20    | MIZORAM                   | 172   | 5261.30   | 635                          | 1477.39    | 4                | 44.00      | 1583         | 4193.17    | 3      | 5.90      | 2         | 3.50       | 3      | 50.80     | 2,402     | 11036.06    |  |  |       |
| 21    | NAGALAND                  | 1300  | 8068.26   | 16498                        | 48188.96   | 12               | 26.88      | 5            | 76.00      | 6      | 12.34     | 3         | 52.85      | 28     | 86.00     | 17,852    | 56511.29    |  |  |       |
| 22    | ODISHA                    | 21440   | 119243.67 | 218084                       | 636653.12  | 11606            | 83404.51   | 199333       | 322718.79  | 1213   | 2105.58   | 4108      | 2977.33    | 11177  | 16685.99  | 466,961   | 1184388.99  |  |  |       |
| 23    | PUDUCHERRY                | 3680  | 20317.34  | 370                          | 1597.13    | 205              | 494.69     | 51           | 158.44     | 0      | 0.00      | 0         | 0.00       | 68     | 226.56    | 4,374     | 22794.16    |  |  |       |
| 24    | PUNJAB                    | 102291  | 484630.99 | 1037967                      | 5284766.32 | 30501            | 190632.80  | 187          | 670.37     | 70     | 309.75    | 19        | 78.60      | 4135   | 15101.18  | 1,175,170 | 5976190.01  |  |  |       |
| 25    | RAJASTHAN                 | 44722   | 191863.91 | 275665                       | 888169.94  | 171529           | 691334.26  | 502171       | 1972478.20 | 20168  | 78229.72  | 441256    | 3189276.26 | 1960   | 11167.23  | 1,457,471 | 7022519.52  |  |  |       |
| 26    | SIKKIM                    | 785   | 10431.81  | 192                          | 2115.40    | 1                | 8.79       | 0            | 0.00       | 0      | 0.00      | 0         | 0.00       | 1      | 2.73      | 979       | 12588.73    |  |  |       |

(In Number/Area in Ha)

| S.No. | State         | Minor Irrigation Schemes According to Water Distribution System |            |                             |             |                  |             |              |             |        |            |           |            |        |            |           |             |  |  |
|-------|---------------|---|------------|-----------------------------|-------------|------------------|-------------|--------------|-------------|--------|------------|-----------|------------|--------|------------|-----------|-------------|--|--|
|       |               | Open Water (Lined/Pucca)  |            | Open Water (Unlined/Kutcha) |             | Underground pipe |             | Surface pipe |             | Drip   |            | Sprinkler |            | Others |            | Total     |             |  |  |
|       |               | No.   | IPU        | No.                         | IPU         | No.              | IPU         | No.          | IPU         | No.    | IPU        | No.       | IPU        | No.    | IPU        | No.       | IPU         |  |  |
| (1)   | (2)           | (3)   | (4)        | (5)                         | (6)         | (7)              | (8)         | (9)          | (10)        | (11)   | (12)       | (13)      | (14)       | (15)   | (16)       | (17)      | (18)        |  |  |
| 27    | TAMILNADU     | 491476  | 1367810.18 | 990309                      | 2764260.81  | 248446           | 803820.40   | 52065        | 166906.62   | 118862 | 378714.80  | 3807      | 8173.34    | 29267  | 82481.89   | 1,934,232 | 5572168.04  |  |  |
| 28    | TELENGANA     | 230859  | 495333.92  | 398977                      | 878463.08   | 675008           | 990474.21   | 232821       | 365453.81   | 42858  | 70206.63   | 31523     | 50724.23   | 9045   | 9615.99    | 1,621,091 | 2860271.87  |  |  |
| 29    | TRIPURA       | 156   | 8734.04    | 1514                        | 4438.70     | 2501             | 83518.07    | 374          | 876.18      | 0      | 0.00       | 0         | 0.00       | 14     | 181.85     | 4,559     | 97748.84    |  |  |
| 30    | UTTARAKHAND   | 26069   | 276247.59  | 48689                       | 294391.52   | 396              | 2390.23     | 1594         | 6335.06     | 26     | 64.28      | 3         | 19.56      | 2076   | 15668.89   | 78,853    | 595117.13   |  |  |
| 31    | UTTAR PRADESH | 92211   | 669936.12  | 1950908                     | 9154687.25  | 39554            | 305144.65   | 1796567      | 7688067.35  | 4245   | 16617.63   | 13546     | 82272.29   | 32079  | 282388.82  | 3,929,110 | 18199114.11 |  |  |
| 32    | WEST BENGAL   | 34300   | 196958.84  | 153205                      | 917566.99   | 26013            | 335052.53   | 125134       | 660455.40   | 1159   | 7803.21    | 2146      | 12006.74   | 11154  | 48585.11   | 353,111   | 2178428.82  |  |  |
|       | <b>Total</b>  | 1572035   | 5443102.06 | 7898190                     | 28196350.61 | 4779929          | 11901410.24 | 6441665      | 22872337.15 | 672706 | 1378539.04 | 754847    | 4132671.27 | 318548 | 1014454.87 | 22437920  | 74938865.24 |  |  |

**MINOR IRRIGATION CENSUS (2017-18)**  
**Table XVII: NUMBER OF TRIBAL VILLAGES HAVING MAJOR/MEDIUM IRRIGATION SCHEMES,**  
**MINOR IRRIGATION SCHEMES AND NO IRRIGATION SCHEMES**

(In Number)

| S.No. | State                     | Only Major /<br>Medium Scheme | Only Minor<br>Irrigation Scheme | Both Major/Medium<br>& MI Scheme | No Irrigation<br>Scheme |
|-------|---------------------------|-------------------------------|---------------------------------|----------------------------------|-------------------------|
| (1)   | (2)                       | (3)                           | (4)                             | (5)                              | (6)                     |
| 1     | ANDAMAN & NICOBAR ISLANDS | 0                             | 41                              | 0                                | 26                      |
| 2     | ANDHRA PRADESH            | 24                            | 2774                            | 146                              | 874                     |
| 3     | ARUNACHAL PRADESH         | 0                             | 1760                            | 0                                | 34                      |
| 4     | ASSAM                     | 41                            | 1909                            | 11                               | 2426                    |
| 5     | BIHAR                     | 2                             | 1309                            | 40                               | 226                     |
| 6     | CHANDIGARH                | 0                             | 0                               | 0                                | 0                       |
| 7     | CHHATISGARH               | 12                            | 7786                            | 336                              | 2367                    |
| 8     | GOA                       | 1                             | 6                               | 0                                | 0                       |
| 9     | GUJARAT                   | 110                           | 3936                            | 1610                             | 230                     |
| 10    | HARYANA                   | 1                             | 262                             | 72                               | 1                       |
| 11    | HIMACHAL PRADESH          | 4                             | 647                             | 10                               | 1067                    |
| 12    | JAMMU & KASHMIR           | 0                             | 127                             | 3                                | 324                     |
| 13    | JHARKHAND                 | 7                             | 14494                           | 268                              | 2062                    |
| 14    | KARNATAKA                 | 0                             | 642                             | 9                                | 3                       |
| 15    | KERALA                    | 0                             | 24                              | 9                                | 0                       |
| 16    | MADHYA PRADESH            | 1                             | 53517                           | 7                                | 1467                    |
| 17    | MAHARASHTRA               | 10                            | 1732                            | 111                              | 434                     |
| 18    | MANIPUR                   | 0                             | 340                             | 0                                | 1809                    |
| 19    | MEGHALAYA                 | 4                             | 1959                            | 149                              | 4464                    |
| 20    | MIZORAM                   | 0                             | 296                             | 0                                | 532                     |
| 21    | NAGALAND                  | 0                             | 1091                            | 1                                | 5                       |
| 22    | ODISHA                    | 70                            | 16314                           | 878                              | 3144                    |
| 23    | PUDUCHERRY                | 0                             | 0                               | 0                                | 0                       |
| 24    | PUNJAB                    | 0                             | 139                             | 16                               | 2                       |

(In Number)

| S.No. | State         | Only Major /<br>Medium Scheme | Only Minor<br>Irrigation Scheme | Both Major/Medium<br>& MI Scheme | No Irrigation<br>Scheme |
|-------|---------------|-------------------------------|---------------------------------|----------------------------------|-------------------------|
| (1)   | (2)           | (3)                           | (4)                             | (5)                              | (6)                     |
| 25    | RAJASTHAN     | 120                           | 6696                            | 790                              | 273                     |
| 26    | SIKKIM        | 0                             | 114                             | 0                                | 115                     |
| 27    | TAMIL NADU    | 3                             | 1513                            | 113                              | 101                     |
| 28    | TELENGANA     | 20                            | 974                             | 147                              | 109                     |
| 29    | TRIPURA       | 2                             | 429                             | 6                                | 136                     |
| 30    | UTTARAKHAND   | 0                             | 594                             | 4                                | 151                     |
| 31    | UTTAR PRADESH | 14                            | 642                             | 158                              | 122                     |
| 32    | WEST BENGAL   | 0                             | 0                               | 0                                | 0                       |
|       | <b>Total</b>  | 446                           | 122067                          | 4894                             | 22504                   |

**MINOR IRRIGATION CENSUS (2017-18)**  
**Table XVIII: NUMBER OF MINOR IRRIGATION SCHEMES IN THE COMMAND AREA OF**  
**MAJOR/MEDIUM IRRIGATION SCHEMES BY REASONS**

(In Number)

| S.No. | State                     | GROUND WATER   |   |  |                   |                    | SURFACE WATER  |   |   |                    |                      |
|-------|---------------------------|--|---|--|-------------------|--------------------|--|---|---|--------------------|----------------------|
|       |                           | Water not available up to the field from major/medium scheme (3) | Water available but not adequate for irrigation (4) | Water available but not useable for irrigation (5) | Other reasons (6) | Total (Col 3 to 6) | Water not available up to the field from major/medium scheme (8) | Water available but not adequate for irrigation (9) | Water available but not useable for irrigation (10) | Other reasons (11) | Total (col. 8 to 11) |
| 1     | ANDAMAN & NICOBAR ISLANDS | 0  | 0   | 0  | 0                 | 0                  | 1  | 1   | 0   | 1                  | 3                    |
| 2     | ANDHRA PRADESH            | 71333  | 60034   | 2873   | 28263             | 162503             | 5219   | 2031  | 65  | 1396               | 8711                 |
| 3     | ARUNACHAL PRADESH         | 0  | 0   | 0  | 1                 | 1                  | 0  | 0   | 0   | 0                  | 0                    |
| 4     | ASSAM                     | 391  | 65  | 74   | 1023              | 1553               | 12   | 2   | 2   | 102                | 118                  |
| 5     | BIHAR                     | 2505   | 3339  | 366  | 4282              | 10492              | 207  | 68  | 2   | 93                 | 370                  |
| 6     | CHANDIGARH                | 0  | 0   | 0  | 0                 | 0                  | 0  | 0   | 0   | 0                  | 0                    |
| 7     | CHHATISGARH               | 1230   | 9843  | 32   | 4369              | 15474              | 78   | 156   | 5   | 166                | 405                  |
| 8     | GOA                       | 90   | 23  | 0  | 5                 | 118                | 100  | 12  | 0   | 21                 | 133                  |
| 9     | GUJARAT                   | 83160  | 1298  | 5  | 49767             | 134230             | 1  | 0   | 0   | 0                  | 1                    |
| 10    | HARYANA                   | 1839   | 8714  | 118  | 12684             | 23355              | 4  | 3   | 0   | 1                  | 8                    |
| 11    | HIMACHAL PRADESH          | 24   | 145   | 0  | 8                 | 177                | 3  | 10  | 1   | 19                 | 33                   |
| 12    | JAMMU & KASHMIR           | 1  | 0   | 0  | 0                 | 1                  | 4  | 0   | 0   | 9                  | 13                   |
| 13    | JHARKHAND                 | 53   | 147   | 1  | 130               | 331                | 64   | 106   | 9   | 80                 | 259                  |
| 14    | KARNATAKA                 | 3516   | 7180  | 50   | 6700              | 17446              | 1268   | 983   | 32  | 1923               | 4206                 |
| 15    | KERALA                    | 1421   | 1439  | 80   | 282               | 3222               | 769  | 908   | 82  | 292                | 2051                 |
| 16    | MADHYA PRADESH            | 2304   | 592335  | 164  | 6259              | 601062             | 1239   | 9   | 2   | 80                 | 1330                 |
| 17    | MAHARASHTRA               | 211  | 375   | 3  | 245328            | 245917             | 22   | 6   | 3   | 86086              | 86117                |
| 18    | MANIPUR                   | 0  | 0   | 0  | 0                 | 0                  | 0  | 0   | 0   | 0                  | 0                    |



( In Number )

| S.No. | State            | GROUND WATER  |  |  |                  |                          | SURFACE WATER   |  |   |                  |        | Total<br>(col. 8<br>to 11) |
|-------|------------------|---|--|--|------------------|--------------------------|---|--|---|------------------|--------|----------------------------|
|       |                  | Water not<br>available up<br>to the field<br>from<br>major/medium<br>scheme | Water<br>available<br>but not<br>adequate<br>for<br>irrigation | Water<br>availabl<br>e but not<br>useable<br>for<br>irrigation | Other<br>reasons | Total<br>(Col.3 to<br>6) | Water not<br>available up<br>to the field<br>from<br>major/medium<br>scheme | Water<br>available<br>but not<br>adequate<br>for<br>irrigation | Water<br>available<br>but not<br>useable<br>for<br>irrigation | Other<br>reasons |        |                            |
| (1)   | (2)              | (3)   | (4)  | (5)  | (6)              | (7)                      | (8)   | (9)  | (10)  | (11)             | (12)   |                            |
| 19    | MEGHALAYA        | 0   | 0  | 0  | 0                | 0                        | 0   | 0  | 0   | 1                | 1      |                            |
| 20    | MIZORAM          | 0   | 0  | 0  | 0                | 0                        | 0   | 0  | 0   | 7                | 7      |                            |
| 21    | NAGALAND         | 0   | 0  | 0  | 0                | 0                        | 2   | 155  | 0   | 0                | 157    |                            |
| 22    | ODISHA           | 32553   | 10753  | 614  | 9759             | 53679                    | 6374  | 3716   | 830   | 2024             | 12944  |                            |
| 23    | PUDUCHERRY       | 0   | 0  | 0  | 0                | 0                        | 0   | 1  | 0   | 0                | 1      |                            |
| 24    | PUNJAB           | 7229  | 91917  | 1349   | 17705            | 118200                   | 12  | 20   | 0   | 21               | 53     |                            |
| 25    | RAJASTHAN        | 18034   | 28532  | 451  | 17204            | 64221                    | 2006  | 323  | 12  | 100              | 2441   |                            |
| 26    | SIKKIM           | 0   | 0  | 0  | 0                | 0                        | 0   | 0  | 0   | 0                | 0      |                            |
| 27    | TAMIL NADU       | 11214   | 51280  | 2831   | 19078            | 84403                    | 651   | 1110   | 79  | 633              | 2473   |                            |
| 28    | TELENGANA        | 44865   | 124712   | 1997   | 22895            | 194469                   | 3123  | 9578   | 425   | 2936             | 16062  |                            |
| 29    | TRIPURA          | 0   | 0  | 0  | 0                | 0                        | 0   | 0  | 0   | 88               | 88     |                            |
| 30    | UTTARAKHAND      | 3   | 0  | 0  | 0                | 3                        | 11  | 5  | 1   | 73               | 90     |                            |
| 31    | UTTAR<br>PRADESH | 8400  | 5948   | 316  | 18259            | 32923                    | 1440  | 296  | 12  | 1394             | 3142   |                            |
| 32    | WEST BENGAL      | 0   | 0  | 0  | 2654             | 2654                     | 0   | 0  | 0   | 947              | 947    |                            |
|       | <b>Total</b>     | 290376  | 998079   | 11324  | 466655           | 1766434                  | 22610   | 19499  | 1562  | 98493            | 142164 |                            |



# Dugwells Tables



**MINOR IRRIGATION CENSUS (2017-18)**

**Table.1.1 NUMBER OF DUGWELLS BY TYPE**

| S.No. | State                     | Pucca   | Kutcha | Dug- cum bore well | Others | Total<br>(3 to 6) |
|-------|---------------------------|---------|--------|--------------------|--------|-------------------|
| (1)   | (2)                       | (3)     | (4)    | (5)                | (6)    | (7)               |
| 1     | ANDAMAN & NICOBAR ISLANDS | 2121    | 291    | 11                 | 6      | 2429              |
| 2     | ANDHRA PRADESH            | 89622   | 61104  | 18329              | 2246   | 171301            |
| 3     | ARUNACHAL PRADESH         | 25      | 0      | 0                  | 0      | 25                |
| 4     | ASSAM                     | 15      | 11     | 3                  | 9      | 38                |
| 5     | BIHAR                     | 12044   | 822    | 2433               | 627    | 15926             |
| 6     | CHHATISGARH               | 23597   | 6780   | 945                | 92     | 31414             |
| 7     | GOA                       | 2700    | 1119   | 83                 | 30     | 3932              |
| 8     | GUJARAT                   | 380253  | 112    | 1909               | 12     | 382286            |
| 9     | HARYANA                   | 326     | 395    | 275                | 9      | 1005              |
| 10    | HIMACHAL PRADESH          | 246     | 23     | 155                | 7      | 431               |
| 11    | JAMMU & KASHMIR           | 17      | 40     | 4667               | 1      | 4725              |
| 12    | JHARKHAND                 | 154510  | 3752   | 1361               | 454    | 160077            |
| 13    | KARNATAKA                 | 79107   | 38810  | 9801               | 6885   | 134603            |
| 14    | KERALA                    | 44963   | 6257   | 339                | 576    | 52135             |
| 15    | MADHYA PRADESH            | 634927  | 222732 | 457523             | 21500  | 1336682           |
| 16    | MAHARASHTRA               | 2116786 | 619913 | 5633               | 6756   | 2749088           |
| 17    | MEGHALAYA                 | 97      | 48     | 0                  | 4      | 149               |
| 18    | MIZORAM                   | 1       | 32     | 1                  | 0      | 34                |
| 19    | NAGALAND                  | 2       | 9      | 1                  | 0      | 12                |
| 20    | ODISHA                    | 194459  | 67229  | 3241               | 625    | 265554            |
| 21    | PUDUCHERRY                | 8       | 5      | 24                 | 0      | 37                |
| 22    | RAJASTHAN                 | 621517  | 61795  | 151357             | 172    | 834841            |
| 23    | TAMIL NADU                | 1118498 | 341812 | 78156              | 38732  | 1577198           |
| 24    | TELENGANA                 | 81382   | 360341 | 12148              | 3913   | 457784            |
| 25    | TRIPURA                   | 4       | 0      | 0                  | 0      | 4                 |

| S.No. | State         | Pucca   | Kutcha  | Dug- cum bore well | Others | Total<br>(3 to 6) |
|-------|---------------|---------|---------|--------------------|--------|-------------------|
| (1)   | (2)           | (3)     | (4)     | (5)                | (6)    | (7)               |
| 26    | UTTARAKHAND   | 36      | 1       | 372                | 2      | 411               |
| 27    | UTTAR PRADESH | 74045   | 1967    | 9064               | 148    | 85224             |
| 28    | WEST BENGAL   | 6062    | 2308    | 2225               | 485    | 11080             |
|       | <b>Total</b>  | 5637370 | 1797708 | 760056             | 83291  | 8278425           |

**MINOR IRRIGATION CENSUS (2017-18)**

**TABLE 1.2: DISTRIBUTION OF DUGWELLS ACCORDING TO OWNERSHIP**

(In Number)

| S.No. | State                           | Public             |                         |                           |              |                          | Private                    |                             |                           |                                    |  |  |  |
|-------|---------------------------------|--------------------|-------------------------|---------------------------|--------------|--------------------------|----------------------------|-----------------------------|---------------------------|------------------------------------|--|--|--|
|       |                                 | Govt. Owned<br>(3) | Co-op<br>Society<br>(4) | Panchayat<br>Owned<br>(5) | Other<br>(6) | Total<br>(3 to 6)<br>(7) | Group of<br>Farmers<br>(8) | Individual<br>Farmer<br>(9) | Total<br>(8 to 9)<br>(10) | Grand<br>Total<br>(7 + 10)<br>(11) |  |  |  |
| (1)   | (2)                             |                    |                         |                           |              |                          |                            |                             |                           |                                    |  |  |  |
| 1     | ANDAMAN &<br>NICOBAR<br>ISLANDS | 192                | 10                      | 406                       | 58           | 666                      | 182                        | 1581                        | 1763                      | 2429                               |  |  |  |
| 2     | ANDHRA<br>PRADESH               | 726                | 96                      | 176                       | 794          | 1792                     | 19929                      | 149580                      | 169509                    | 171301                             |  |  |  |
| 3     | ARUNACHAL<br>PRADESH            | 24                 | 1                       | 0                         | 0            | 25                       | 0                          | 0                           | 0                         | 25                                 |  |  |  |
| 4     | ASSAM                           | 3                  | 0                       | 0                         | 6            | 9                        | 17                         | 12                          | 29                        | 38                                 |  |  |  |
| 5     | BIHAR                           | 2431               | 371                     | 188                       | 65           | 3055                     | 78                         | 12793                       | 12871                     | 15926                              |  |  |  |
| 6     | CHHATISGARH                     | 67                 | 42                      | 38                        | 78           | 225                      | 545                        | 30644                       | 31189                     | 31414                              |  |  |  |
| 7     | GOA                             | 52                 | 8                       | 6                         | 44           | 110                      | 172                        | 3650                        | 3822                      | 3932                               |  |  |  |
| 8     | GUJARAT                         | 7984               | 920                     | 570                       | 40           | 9514                     | 2262                       | 370510                      | 372772                    | 382286                             |  |  |  |
| 9     | HARYANA                         | 2                  | 1                       | 33                        | 21           | 57                       | 784                        | 164                         | 948                       | 1005                               |  |  |  |
| 10    | HIMACHAL<br>PRADESH             | 24                 | 21                      | 20                        | 8            | 73                       | 75                         | 283                         | 358                       | 431                                |  |  |  |
| 11    | JAMMU &<br>KASHMIR              | 7                  | 1                       | 2                         | 6            | 16                       | 447                        | 4262                        | 4709                      | 4725                               |  |  |  |
| 12    | JHARKHAND                       | 42908              | 6452                    | 5054                      | 9499         | 63913                    | 4965                       | 91199                       | 96164                     | 160077                             |  |  |  |
| 13    | KARNATAKA                       | 842                | 1916                    | 76                        | 5781         | 8615                     | 7168                       | 118820                      | 125988                    | 134603                             |  |  |  |
| 14    | KERALA                          | 102                | 21                      | 632                       | 480          | 1235                     | 673                        | 50227                       | 50900                     | 52135                              |  |  |  |
| 15    | MADHYA<br>PRADESH               | 16028              | 4014                    | 8452                      | 9284         | 37778                    | 362459                     | 936445                      | 1298904                   | 1336682                            |  |  |  |
| 16    | MAHARASHTRA                     | 4511               | 1830                    | 1165                      | 1073         | 8579                     | 233253                     | 2507256                     | 2740509                   | 2749088                            |  |  |  |
| 17    | MEGHALAYA                       | 83                 | 0                       | 0                         | 18           | 101                      | 48                         | 0                           | 48                        | 149                                |  |  |  |
| 18    | MIZORAM                         | 1                  | 0                       | 2                         | 0            | 3                        | 0                          | 31                          | 31                        | 34                                 |  |  |  |
| 19    | NAGALAND                        | 1                  | 0                       | 0                         | 0            | 1                        | 11                         | 0                           | 11                        | 12                                 |  |  |  |
| 20    | ODISHA                          | 9862               | 664                     | 5233                      | 1308         | 17067                    | 2578                       | 245909                      | 248487                    | 265554                             |  |  |  |

(In Number)

| S.No. | State         | Public      |               |                 |       |                | Private          |                   |                |                      |  |
|-------|---------------|-------------|---------------|-----------------|-------|----------------|------------------|-------------------|----------------|----------------------|--|
|       |               | Govt. Owned | Co-op Society | Panchayat Owned | Other | Total (3 to 6) | Group of Farmers | Individual Farmer | Total (8 to 9) | Grand Total (7 + 10) |  |
| (1)   | (2)           | (3)         | (4)           | (5)             | (6)   | (7)            | (8)              | (9)               | (10)           | (11)                 |  |
| 21    | PUDUCHERRY    | 0           | 0             | 0               | 1     | 1              | 0                | 36                | 36             | 37                   |  |
| 22    | RAJASTHAN     | 7310        | 687           | 787             | 3650  | 12434          | 637983           | 184424            | 822407         | 834841               |  |
| 23    | TAMIL NADU    | 5231        | 3620          | 4392            | 14310 | 27553          | 533496           | 1016149           | 1549645        | 1577198              |  |
| 24    | TELENGANA     | 219         | 59            | 113             | 149   | 540            | 5691             | 451553            | 457244         | 457784               |  |
| 25    | TRIPURA       | 2           | 0             | 0               | 0     | 2              | 0                | 2                 | 2              | 4                    |  |
| 26    | UTTARAKHAND   | 12          | 0             | 4               | 2     | 18             | 0                | 393               | 393            | 411                  |  |
| 27    | UTTAR PRADESH | 823         | 171           | 914             | 174   | 2082           | 512              | 82630             | 83142          | 85224                |  |
| 28    | WEST BENGAL   | 1990        | 253           | 1055            | 839   | 4137           | 1174             | 5769              | 6943           | 11080                |  |
|       | <b>Total</b>  | 101437      | 21158         | 29318           | 47688 | 199601         | 1814502          | 6264322           | 8078824        | 8278425              |  |



**MINOR IRRIGATION CENSUS (2017-18)**

**TABLE 1.3.1: DISTRIBUTION OF DUGWELL ACCORDING TO SOCIAL STATUS OF OWNER**

(In Number)

| S.No. | State                     | No. of Dug wells owned by |                 |        |        |                |   |                |  |
|-------|---------------------------|---------------------------|-----------------|--------|--------|----------------|---|----------------|--|
|       |                           | Scheduled Caste           | Scheduled Tribe | OBC    | Others | Total (3 to 6) | Owned by other than individual farmer (incl. Public & Group of farmers) | Total (7 to 8) |  |
| (1)   | (2)                       | (3)                       | (4)             | (5)    | (6)    | (7)            | (8)   | (9)            |  |
| 1     | ANDAMAN & NICOBAR ISLANDS | 0                         | 187             | 570    | 824    | 1581           | 848   | 2429           |  |
| 2     | ANDHRA PRADESH            | 12349                     | 5351            | 79670  | 52210  | 149580         | 21721   | 171301         |  |
| 3     | ARUNACHAL PRADESH         | 0                         | 0               | 0      | 0      | 0              | 25  | 25             |  |
| 4     | ASSAM                     | 0                         | 0               | 2      | 10     | 12             | 26  | 38             |  |
| 5     | BIHAR                     | 1710                      | 495             | 6400   | 4188   | 12793          | 3133  | 15926          |  |
| 6     | CHHATISGARH               | 1714                      | 16301           | 11062  | 1567   | 30644          | 770   | 31414          |  |
| 7     | GOA                       | 93                        | 619             | 820    | 2118   | 3650           | 282   | 3932           |  |
| 8     | GUJARAT                   | 93852                     | 89808           | 91156  | 95694  | 370510         | 11776   | 382286         |  |
| 9     | HARYANA                   | 14                        | 0               | 15     | 135    | 164            | 841   | 1005           |  |
| 10    | HIMACHAL PRADESH          | 54                        | 7               | 85     | 137    | 283            | 148   | 431            |  |
| 11    | JAMMU & KASHMIR           | 870                       | 59              | 436    | 2897   | 4262           | 463   | 4725           |  |
| 12    | JHARKHAND                 | 10031                     | 34483           | 37960  | 8725   | 91199          | 68878   | 160077         |  |
| 13    | KARNATAKA                 | 5748                      | 3457            | 42431  | 67184  | 118820         | 15783   | 134603         |  |
| 14    | KERALA                    | 1086                      | 269             | 21649  | 27223  | 50227          | 1908  | 52135          |  |
| 15    | MADHYA PRADESH            | 77032                     | 183949          | 581261 | 94203  | 936445         | 400237  | 1336682        |  |
| 16    | MAHARASHTRA               | 335333                    | 367738          | 882809 | 921376 | 2507256        | 241832  | 2749088        |  |
| 17    | MEGHALAYA                 | 0                         | 0               | 0      | 0      | 0              | 149   | 149            |  |
| 18    | MIZORAM                   | 1                         | 30              | 0      | 0      | 31             | 3   | 34             |  |

(In Number)

| S.No. | State         | No. of Dug wells owned by |                 |         |         |                |   |                |  |
|-------|---------------|---------------------------|-----------------|---------|---------|----------------|---|----------------|--|
|       |               | Scheduled Caste           | Scheduled Tribe | OBC     | Others  | Total (3 to 6) | Owned by other than individual farmer (incl. Public & Group of farmers) | Total (7 to 8) |  |
| (1)   | (2)           | (3)                       | (4)             | (5)     | (6)     | (7)            | (8)   | (9)            |  |
| 19    | NAGALAND      | 0                         | 0               | 0       | 0       | 0              | 12  | 12             |  |
| 20    | ODISHA        | 34297                     | 67662           | 118951  | 24999   | 245909         | 19645   | 265554         |  |
| 21    | PUDUCHERRY    | 1                         | 0               | 35      | 0       | 36             | 1   | 37             |  |
| 22    | RAJASTHAN     | 21753                     | 27970           | 93652   | 41049   | 184424         | 650417  | 834841         |  |
| 23    | TAMIL NADU    | 81230                     | 13505           | 794212  | 127202  | 1016149        | 561049  | 1577198        |  |
| 24    | TELENGANA     | 51219                     | 57807           | 247759  | 94768   | 451553         | 6231  | 457784         |  |
| 25    | TRIPURA       | 0                         | 2               | 0       | 0       | 2              | 2   | 4              |  |
| 26    | UTTARAKHAND   | 35                        | 26              | 59      | 273     | 393            | 18  | 411            |  |
| 27    | UTTAR PRADESH | 19320                     | 1746            | 47035   | 14529   | 82630          | 2594  | 85224          |  |
| 28    | WEST BENGAL   | 1528                      | 597             | 1855    | 1789    | 5769           | 5311  | 11080          |  |
|       | <b>Total</b>  | 749270                    | 872068          | 3059884 | 1583100 | 6264322        | 2014103   | 8278425        |  |

**MINOR IRRIGATION CENSUS (2017-18)**

**TABLE 1.3.2: DISTRIBUTION OF DUGWELL ACCORDING TO SOCIAL STATUS OF FEMALE OWNER**

(In Number)

| S.No. | State                     | No. of Dug wells owned by |                        |            |               |                       |  | Total (3 to 6) |
|-------|---------------------------|---------------------------|------------------------|------------|---------------|-----------------------|--|----------------|
|       |                           | Scheduled Caste<br>(3)    | Scheduled Tribe<br>(4) | OBC<br>(5) | Others<br>(6) | Total (3 to 6)<br>(7) |  |                |
| 1     | ANDAMAN & NICOBAR ISLANDS | 0                         | 1                      | 148        | 181           | 330                   |  |                |
| 2     | ANDHRA PRADESH            | 2296                      | 895                    | 10094      | 8071          | 21356                 |  |                |
| 3     | ASSAM                     | 0                         | 0                      | 0          | 1             | 1                     |  |                |
| 4     | BIHAR                     | 126                       | 43                     | 297        | 141           | 607                   |  |                |
| 5     | CHHATISGARH               | 144                       | 1219                   | 741        | 154           | 2258                  |  |                |
| 6     | GOA                       | 5                         | 58                     | 116        | 214           | 393                   |  |                |
| 7     | GUJARAT                   | 17243                     | 16325                  | 16744      | 16901         | 67213                 |  |                |
| 8     | HARYANA                   | 0                         | 0                      | 0          | 2             | 2                     |  |                |
| 9     | HIMACHAL PRADESH          | 2                         | 1                      | 5          | 6             | 14                    |  |                |
| 10    | JAMMU & KASHMIR           | 10                        | 2                      | 7          | 33            | 52                    |  |                |
| 11    | JHARKHAND                 | 474                       | 1472                   | 1495       | 340           | 3781                  |  |                |
| 12    | KARNATAKA                 | 1182                      | 659                    | 7480       | 10879         | 20200                 |  |                |
| 13    | KERALA                    | 225                       | 70                     | 4547       | 5468          | 10310                 |  |                |
| 14    | MADHYA PRADESH            | 56172                     | 140290                 | 434503     | 62251         | 693216                |  |                |
| 15    | MAHARASHTRA               | 65139                     | 72997                  | 210189     | 331651        | 679976                |  |                |
| 16    | MIZORAM                   | 0                         | 11                     | 0          | 0             | 11                    |  |                |
| 17    | ODISHA                    | 1469                      | 1781                   | 5393       | 593           | 9236                  |  |                |
| 18    | PUDUCHERRY                | 0                         | 0                      | 4          | 0             | 4                     |  |                |
| 19    | RAJASTHAN                 | 2277                      | 2215                   | 8418       | 5111          | 18021                 |  |                |
| 20    | TAMIL NADU                | 10317                     | 1896                   | 83461      | 13456         | 109130                |  |                |
| 21    | TELENGANA                 | 7364                      | 8176                   | 33990      | 15247         | 64777                 |  |                |
| 22    | UTTARAKHAND               | 2                         | 2                      | 5          | 13            | 22                    |  |                |
| 23    | UTTAR PRADESH             | 840                       | 65                     | 1399       | 451           | 2755                  |  |                |
| 24    | WEST BENGAL               | 33                        | 22                     | 42         | 90            | 187                   |  |                |
|       | <b>Total</b>              | 165320                    | 248200                 | 819078     | 471254        | 1703852               |  |                |

**MINOR IRRIGATION CENSUS (2017-18)**

**TABLE 1.4.1: DISTRIBUTION OF DUGWELLS ACCORDING TO THE INDIVIDUAL OWNER'S HOLDING SIZE**

(In Number)

| S.No. | State                     | No. of Dug wells by size class of owner |                       |                                 |                         |                      |                          |  |
|-------|---------------------------|---|-----------------------|---------------------------------|-------------------------|----------------------|--------------------------|--|
|       |                           | Marginal (0-1 ha)<br>(3)                | Small (1-2 ha)<br>(4) | Semi-Medium<br>(2- 4 ha)<br>(5) | Medium (4-10 ha)<br>(6) | Big (>=10 ha)<br>(7) | Total (3 to<br>7)<br>(8) |  |
| (1)   | (2)                       | (3)                                     | (4)                   | (5)                             | (6)                     | (7)                  | (8)                      |  |
| 1     | ANDAMAN & NICOBAR ISLANDS | 329                                     | 339                   | 687                             | 226                     | 0                    | 1581                     |  |
| 2     | ANDHRA PRADESH            | 99145                                   | 35095                 | 12150                           | 2478                    | 712                  | 149580                   |  |
| 3     | ASSAM                     | 3                                       | 1                     | 2                               | 5                       | 1                    | 12                       |  |
| 4     | BIHAR                     | 4085                                    | 4471                  | 3067                            | 764                     | 406                  | 12793                    |  |
| 5     | CHHATISGARH               | 8847                                    | 8448                  | 7659                            | 4936                    | 754                  | 30644                    |  |
| 6     | GOA                       | 2536                                    | 598                   | 290                             | 175                     | 51                   | 3650                     |  |
| 7     | GUJARAT                   | 237156                                  | 99338                 | 25803                           | 7945                    | 268                  | 370510                   |  |
| 8     | HARYANA                   | 57                                      | 4                     | 56                              | 45                      | 2                    | 164                      |  |
| 9     | HIMACHAL PRADESH          | 126                                     | 86                    | 52                              | 12                      | 7                    | 283                      |  |
| 10    | JAMMU & KASHMIR           | 2574                                    | 1311                  | 335                             | 31                      | 11                   | 4262                     |  |
| 11    | JHARKHAND                 | 41914                                   | 33242                 | 12103                           | 2481                    | 1459                 | 91199                    |  |
| 12    | KARNATAKA                 | 51710                                   | 33823                 | 21606                           | 10018                   | 1663                 | 118820                   |  |
| 13    | KERALA                    | 44743                                   | 4043                  | 1005                            | 358                     | 78                   | 50227                    |  |
| 14    | MADHYA PRADESH            | 293587                                  | 323361                | 220111                          | 91505                   | 7881                 | 936445                   |  |
| 15    | MAHARASHTRA               | 740483                                  | 927950                | 577158                          | 223466                  | 38199                | 2507256                  |  |
| 16    | MIZORAM                   | 8                                       | 18                    | 4                               | 1                       | 0                    | 31                       |  |
| 17    | ODISHA                    | 98787                                   | 73999                 | 54333                           | 17489                   | 1301                 | 245909                   |  |
| 18    | PUDUCHERRY                | 29                                      | 4                     | 3                               | 0                       | 0                    | 36                       |  |
| 19    | RAJASTHAN                 | 24371                                   | 37026                 | 63035                           | 52296                   | 7696                 | 184424                   |  |
| 20    | TAMIL NADU                | 566381                                  | 255780                | 105416                          | 38513                   | 50059                | 1016149                  |  |
| 21    | TELENGANA                 | 311307                                  | 97318                 | 34791                           | 7121                    | 1016                 | 451553                   |  |
| 22    | TRIPURA                   | 2                                       | 0                     | 0                               | 0                       | 0                    | 2                        |  |
| 23    | UTTARAKHAND               | 24                                      | 72                    | 248                             | 46                      | 3                    | 393                      |  |
| 24    | UTTAR PRADESH             | 18094                                   | 25396                 | 31957                           | 6357                    | 826                  | 82630                    |  |
| 25    | WEST BENGAL               | 1804                                    | 2662                  | 868                             | 435                     | 0                    | 5769                     |  |
|       | <b>Total</b>              | <b>2548102</b>                          | <b>1964385</b>        | <b>1172739</b>                  | <b>466703</b>           | <b>112393</b>        | <b>6264322</b>           |  |

**MINOR IRRIGATION CENSUS (2017-18)**

**TABLE 1.4.2: DISTRIBUTION OF DUGWELLS ACCORDING TO THE INDIVIDUAL FEMALE OWNER'S HOLDING SIZE**

(In Number)

| S.No. | State                     | No. of Dug wells by size class of owner |                       |                              |                         |                      |         |     | Total (3 to 7) |
|-------|---------------------------|---|-----------------------|------------------------------|-------------------------|----------------------|---------|-----|----------------|
|       |                           | Marginal (0-1 ha)<br>(3)                | Small (1-2 ha)<br>(4) | Semi-Medium (2- 4 ha)<br>(5) | Medium (4-10 ha)<br>(6) | Big (>=10 ha)<br>(7) | (8)     |     |                |
| (1)   | (2)                       |   |                       |                              |                         |                      |         |     |                |
| 1     | ANDAMAN & NICOBAR ISLANDS | 82                                      | 87                    | 136                          | 25                      | 0                    | 0       | 330 |                |
| 2     | ANDHRA PRADESH            | 14119                                   | 5082                  | 1704                         | 346                     | 105                  | 21356   |     |                |
| 3     | ASSAM                     | 1                                       | 0                     | 0                            | 0                       | 0                    | 1       |     |                |
| 4     | BIHAR                     | 109                                     | 211                   | 221                          | 37                      | 29                   | 607     |     |                |
| 5     | CHHATISGARH               | 747                                     | 643                   | 548                          | 284                     | 36                   | 2258    |     |                |
| 6     | GOA                       | 300                                     | 55                    | 18                           | 14                      | 6                    | 393     |     |                |
| 7     | GUJARAT                   | 43917                                   | 17658                 | 4376                         | 1236                    | 26                   | 67213   |     |                |
| 8     | HARYANA                   | 1                                       | 0                     | 1                            | 0                       | 0                    | 2       |     |                |
| 9     | HIMACHAL PRADESH          | 8                                       | 2                     | 2                            | 2                       | 0                    | 14      |     |                |
| 10    | JAMMU & KASHMIR           | 32                                      | 13                    | 5                            | 2                       | 0                    | 52      |     |                |
| 11    | JHARKHAND                 | 1764                                    | 1365                  | 509                          | 94                      | 49                   | 3781    |     |                |
| 12    | KARNATAKA                 | 9438                                    | 5588                  | 3345                         | 1566                    | 263                  | 20200   |     |                |
| 13    | KERALA                    | 9471                                    | 628                   | 155                          | 37                      | 19                   | 10310   |     |                |
| 14    | MADHYA PRADESH            | 217393                                  | 236237                | 164522                       | 69077                   | 5987                 | 693216  |     |                |
| 15    | MAHARASHTRA               | 198025                                  | 250224                | 156128                       | 63035                   | 12564                | 679976  |     |                |
| 16    | MIZORAM                   | 2                                       | 7                     | 2                            | 0                       | 0                    | 11      |     |                |
| 17    | ODISHA                    | 5008                                    | 1785                  | 1856                         | 529                     | 58                   | 9236    |     |                |
| 18    | PUDUCHERRY                | 4                                       | 0                     | 0                            | 0                       | 0                    | 4       |     |                |
| 19    | RAJASTHAN                 | 2731                                    | 4178                  | 6376                         | 4201                    | 535                  | 18021   |     |                |
| 20    | TAMIL NADU                | 62865                                   | 26055                 | 10615                        | 3818                    | 5777                 | 109130  |     |                |
| 21    | TELENGANA                 | 45475                                   | 13555                 | 4652                         | 957                     | 138                  | 64777   |     |                |
| 22    | UTTARAKHAND               | 1                                       | 4                     | 13                           | 3                       | 1                    | 22      |     |                |
| 23    | UTTAR PRADESH             | 656                                     | 947                   | 966                          | 152                     | 34                   | 2755    |     |                |
| 24    | WEST BENGAL               | 43                                      | 88                    | 21                           | 35                      | 0                    | 187     |     |                |
|       | <b>Total</b>              | 612192                                  | 564412                | 356171                       | 145450                  | 25627                | 1703852 |     |                |

**MINOR IRRIGATION CENSUS (2017-18)**

**TABLE 1.5: DISTRIBUTION OF DUGWELLS AND COST OF CONSTRUCTION**

(In Rs. 000)

| S.No. | State                     | Number and Cost of Construction of Dug wells Schemes commissioned during the period/year |          |        |          |        |          |         |          |        |          |         |           |         |      |     |       |      |     |     |      |     |     |      |      |     |      |      |     |      |      |     |      |      |      |      |  |  |  |  |  |  |
|-------|---------------------------|--|----------|--------|----------|--------|----------|---------|----------|--------|----------|---------|-----------|---------|------|-----|-------|------|-----|-----|------|-----|-----|------|------|-----|------|------|-----|------|------|-----|------|------|------|------|--|--|--|--|--|--|
|       |                           | Up to 2013-14  |          |        | 2014-15  |        |          | 2015-16 |          |        | 2016-17  |         |           | 2017-18 |      |     | Total |      |     |     |      |     |     |      |      |     |      |      |     |      |      |     |      |      |      |      |  |  |  |  |  |  |
|       |                           | No.  | Cost     | (3)    | No.      | Cost   | (4)      | No.     | Cost     | (5)    | No.      | Cost    | (6)       | No.     | Cost | (7) | No.   | Cost | (8) | No. | Cost | (9) | No. | Cost | (10) | No. | Cost | (11) | No. | Cost | (12) | No. | Cost | (13) | Cost | (14) |  |  |  |  |  |  |
| 1     | ANDAMAN & NICOBAR ISLANDS | 2182   | 138275   | 69     | 4750     | 53     | 4458     | 43      | 3477     | 82     | 8706     | 2429    | 159666    |         |      |     |       |      |     |     |      |     |     |      |      |     |      |      |     |      |      |     |      |      |      |      |  |  |  |  |  |  |
| 2     | ANDHRA PRADESH            | 157724   | 5279809  | 7952   | 340973   | 2393   | 113414   | 1876    | 93148    | 1356   | 57339    | 171301  | 5884684   |         |      |     |       |      |     |     |      |     |     |      |      |     |      |      |     |      |      |     |      |      |      |      |  |  |  |  |  |  |
| 3     | ARUNACHAL PRADESH         | 19   | 2050     | 0      | 0        | 0      | 0        | 0       | 0        | 6      | 598      | 25      | 2648      |         |      |     |       |      |     |     |      |     |     |      |      |     |      |      |     |      |      |     |      |      |      |      |  |  |  |  |  |  |
| 4     | ASSAM                     | 21   | 658      | 5      | 234      | 5      | 231      | 5       | 99       | 2      | 134      | 38      | 1356      |         |      |     |       |      |     |     |      |     |     |      |      |     |      |      |     |      |      |     |      |      |      |      |  |  |  |  |  |  |
| 5     | BIHAR                     | 9058   | 400600   | 2902   | 117692   | 1862   | 83291    | 625     | 31952    | 1479   | 56041    | 15926   | 689576    |         |      |     |       |      |     |     |      |     |     |      |      |     |      |      |     |      |      |     |      |      |      |      |  |  |  |  |  |  |
| 6     | CHHATISGARH               | 23171  | 1006439  | 4526   | 224415   | 1791   | 97838    | 1000    | 54721    | 926    | 50444    | 31414   | 1433856   |         |      |     |       |      |     |     |      |     |     |      |      |     |      |      |     |      |      |     |      |      |      |      |  |  |  |  |  |  |
| 7     | GOA                       | 3219   | 188225   | 271    | 18530    | 145    | 8019     | 124     | 8867     | 173    | 11961    | 3932    | 235601    |         |      |     |       |      |     |     |      |     |     |      |      |     |      |      |     |      |      |     |      |      |      |      |  |  |  |  |  |  |
| 8     | GUJARAT                   | 381283   | 24542174 | 262    | 18879    | 5      | 355      | 720     | 58521    | 16     | 1639     | 382286  | 24621567  |         |      |     |       |      |     |     |      |     |     |      |      |     |      |      |     |      |      |     |      |      |      |      |  |  |  |  |  |  |
| 9     | HARYANA                   | 730  | 50629    | 48     | 2496     | 116    | 9195     | 7       | 645      | 104    | 7542     | 1005    | 70506     |         |      |     |       |      |     |     |      |     |     |      |      |     |      |      |     |      |      |     |      |      |      |      |  |  |  |  |  |  |
| 10    | HIMACHAL PRADESH          | 331  | 39502    | 53     | 6828     | 29     | 5447     | 7       | 2640     | 11     | 1070     | 431     | 55487     |         |      |     |       |      |     |     |      |     |     |      |      |     |      |      |     |      |      |     |      |      |      |      |  |  |  |  |  |  |
| 11    | JAMMU & KASHMIR           | 2118   | 70961    | 373    | 14376    | 340    | 17213    | 311     | 19248    | 1583   | 65414    | 4725    | 187211    |         |      |     |       |      |     |     |      |     |     |      |      |     |      |      |     |      |      |     |      |      |      |      |  |  |  |  |  |  |
| 12    | JHARKHAND                 | 104656   | 12877917 | 20211  | 2647396  | 12544  | 1899842  | 9629    | 1840755  | 13037  | 1994038  | 160077  | 21259949  |         |      |     |       |      |     |     |      |     |     |      |      |     |      |      |     |      |      |     |      |      |      |      |  |  |  |  |  |  |
| 13    | KARNATAKA                 | 96246  | 5899836  | 14504  | 1180800  | 7435   | 598305   | 5719    | 456134   | 10699  | 741140   | 134603  | 8876215   |         |      |     |       |      |     |     |      |     |     |      |      |     |      |      |     |      |      |     |      |      |      |      |  |  |  |  |  |  |
| 14    | KERALA                    | 40179  | 1281976  | 4696   | 220900   | 2973   | 142283   | 1989    | 95581    | 2298   | 94163    | 52135   | 1834903   |         |      |     |       |      |     |     |      |     |     |      |      |     |      |      |     |      |      |     |      |      |      |      |  |  |  |  |  |  |
| 15    | MADHYA PRADESH            | 921442   | 11245553 | 190190 | 2757600  | 104803 | 1602846  | 59735   | 1042833  | 60512  | 1628551  | 1336682 | 18277382  |         |      |     |       |      |     |     |      |     |     |      |      |     |      |      |     |      |      |     |      |      |      |      |  |  |  |  |  |  |
| 16    | MAHARASHTRA               | 1568156  | 78350190 | 233200 | 13945760 | 231328 | 14154469 | 463626  | 28890816 | 252778 | 15912942 | 2749088 | 151254178 |         |      |     |       |      |     |     |      |     |     |      |      |     |      |      |     |      |      |     |      |      |      |      |  |  |  |  |  |  |
| 17    | MEGHALAYA                 | 99   | 107      | 48     | 13       | 2      | 0        | 0       | 0        | 0      | 0        | 149     | 120       |         |      |     |       |      |     |     |      |     |     |      |      |     |      |      |     |      |      |     |      |      |      |      |  |  |  |  |  |  |
| 18    | MIZORAM                   | 9  | 398      | 25     | 373      | 0      | 0        | 0       | 0        | 0      | 0        | 34      | 771       |         |      |     |       |      |     |     |      |     |     |      |      |     |      |      |     |      |      |     |      |      |      |      |  |  |  |  |  |  |
| 19    | NAGALAND                  | 12   | 407      | 0      | 0        | 0      | 0        | 0       | 0        | 0      | 0        | 12      | 407       |         |      |     |       |      |     |     |      |     |     |      |      |     |      |      |     |      |      |     |      |      |      |      |  |  |  |  |  |  |
| 20    | ODISHA                    | 222811   | 6080559  | 26639  | 953733   | 8475   | 367122   | 4126    | 185869   | 3503   | 147801   | 265554  | 7735084   |         |      |     |       |      |     |     |      |     |     |      |      |     |      |      |     |      |      |     |      |      |      |      |  |  |  |  |  |  |
| 21    | PUDUCHERRY                | 25   | 2455     | 5      | 260      | 0      | 0        | 0       | 0        | 7      | 345      | 37      | 3060      |         |      |     |       |      |     |     |      |     |     |      |      |     |      |      |     |      |      |     |      |      |      |      |  |  |  |  |  |  |
| 22    | RAJASTHAN                 | 794699   | 64499156 | 22786  | 2163648  | 10204  | 972614   | 4303    | 449568   | 2849   | 252384   | 834841  | 68337370  |         |      |     |       |      |     |     |      |     |     |      |      |     |      |      |     |      |      |     |      |      |      |      |  |  |  |  |  |  |

(In Rs. 000)

| S.No. | State         | Number and Cost of Construction of Dug wells Schemes commissioned during the period/year |           |         |          |         |          |         |          |         |          |         |           |  |  |
|-------|---------------|--|-----------|---------|----------|---------|----------|---------|----------|---------|----------|---------|-----------|--|--|
|       |               | Up to 2013-14  |           | 2014-15 |          | 2015-16 |          | 2016-17 |          | 2017-18 |          | Total   |           |  |  |
|       |               | No.  | Cost      | No.     | Cost     | No.     | Cost     | No.     | Cost     | No.     | Cost     | No.     | Cost      |  |  |
| (1)   | (2)           | (3)  | (4)       | (5)     | (6)      | (7)     | (8)      | (9)     | (10)     | (11)    | (12)     | (13)    | (14)      |  |  |
| 23    | TAMIL NADU    | 1366219  | 101785778 | 77644   | 5906437  | 24151   | 1889414  | 14320   | 1300078  | 94864   | 6107774  | 1577198 | 116989480 |  |  |
| 24    | TELENGANA     | 394083   | 25346537  | 40434   | 2499039  | 13643   | 810884   | 3972    | 262547   | 5652    | 371940   | 457784  | 29290948  |  |  |
| 25    | TRIPURA       | 1  | 50        | 0       | 0        | 2       | 294      | 0       | 0        | 1       | 10       | 4       | 354       |  |  |
| 26    | UTTARAKHAND   | 372  | 25044     | 31      | 1874     | 2       | 50       | 0       | 0        | 6       | 517      | 411     | 27486     |  |  |
| 27    | UTTAR PRADESH | 74734  | 5537561   | 5483    | 350146   | 2162    | 216117   | 1035    | 112234   | 1810    | 124015   | 85224   | 6340074   |  |  |
| 28    | WEST BENGAL   | 6920   | 825124    | 1760    | 203097   | 1139    | 130663   | 645     | 74202    | 616     | 71663    | 11080   | 1304749   |  |  |
|       | <b>Total</b>  | 6170519  | 345477970 | 654117  | 33580249 | 425602  | 23124364 | 573817  | 34983935 | 454370  | 27708171 | 8278425 | 464874688 |  |  |

**MINOR IRRIGATION CENSUS (2017-18)**

**TABLE 1.6.1: DISTRIBUTION OF DUGWELLS BY COST OF MAINTENANCE IN THE REFERENCE YEAR**

(In Number)

| S.No. | State                        | No. of Dug wells according to the annual cost of maintenance |                             |                              |                               |                                |         | Total (3 to 7) |
|-------|------------------------------|--|-----------------------------|------------------------------|-------------------------------|--------------------------------|---------|----------------|
|       |                              | UptoRs. 1000<br>(3)  | Rs. 1000 to<br>10000<br>(4) | Rs. 10000 to<br>50000<br>(5) | Rs. 50000 to<br>100000<br>(6) | More than<br>Rs. 100000<br>(7) | (8)     |                |
| 1     | ANDAMAN &<br>NICOBAR ISLANDS | 2162   | 253                         | 13                           | 1                             | 0                              | 2429    |                |
| 2     | ANDHRA PRADESH               | 78051  | 80523                       | 12244                        | 454                           | 29                             | 171301  |                |
| 3     | ARUNACHAL<br>PRADESH         | 25   | 0                           | 0                            | 0                             | 0                              | 25      |                |
| 4     | ASSAM                        | 5  | 32                          | 1                            | 0                             | 0                              | 38      |                |
| 5     | BIHAR                        | 10689  | 4975                        | 256                          | 6                             | 0                              | 15926   |                |
| 6     | CHHATISGARH                  | 26794  | 4530                        | 88                           | 2                             | 0                              | 31414   |                |
| 7     | GOA                          | 2401   | 1352                        | 175                          | 3                             | 1                              | 3932    |                |
| 8     | GUJARAT                      | 1408   | 361451                      | 18968                        | 294                           | 165                            | 382286  |                |
| 9     | HARYANA                      | 73   | 863                         | 68                           | 1                             | 0                              | 1005    |                |
| 10    | HIMACHAL<br>PRADESH          | 362  | 48                          | 20                           | 1                             | 0                              | 431     |                |
| 11    | JAMMU & KASHMIR              | 751  | 3952                        | 22                           | 0                             | 0                              | 4725    |                |
| 12    | JHARKHAND                    | 155806   | 3873                        | 359                          | 33                            | 6                              | 160077  |                |
| 13    | KARNATAKA                    | 44420  | 61424                       | 26182                        | 2492                          | 85                             | 134603  |                |
| 14    | KERALA                       | 39153  | 12630                       | 346                          | 5                             | 1                              | 52135   |                |
| 15    | MADHYA PRADESH               | 1318805  | 12443                       | 5090                         | 226                           | 118                            | 1336682 |                |
| 16    | MAHARASHTRA                  | 1189389  | 1402536                     | 155671                       | 1072                          | 420                            | 2749088 |                |
| 17    | MEGHALAYA                    | 149  | 0                           | 0                            | 0                             | 0                              | 149     |                |
| 18    | MIZORAM                      | 34   | 0                           | 0                            | 0                             | 0                              | 34      |                |
| 19    | NAGALAND                     | 11   | 1                           | 0                            | 0                             | 0                              | 12      |                |
| 20    | ODISHA                       | 206674   | 53341                       | 5405                         | 123                           | 11                             | 265554  |                |
| 21    | PUDUCHERRY                   | 1  | 33                          | 2                            | 1                             | 0                              | 37      |                |
| 22    | RAJASTHAN                    | 260077   | 451164                      | 120672                       | 2715                          | 213                            | 834841  |                |



(In Number)

| S.No. | State         | No. of Dug wells according to the annual cost of maintenance |                             |                              |                               |                                |                       |  |
|-------|---------------|--|-----------------------------|------------------------------|-------------------------------|--------------------------------|-----------------------|--|
|       |               | UptoRs. 1000<br>(3)  | Rs. 1000 to<br>10000<br>(4) | Rs. 10000 to<br>50000<br>(5) | Rs. 50000 to<br>100000<br>(6) | More than<br>Rs. 100000<br>(7) | Total (3 to 7)<br>(8) |  |
| (1)   | (2)           |  |                             |                              |                               |                                |                       |  |
| 23    | TAMIL NADU    | 358079   | 1053097                     | 157798                       | 8029                          | 195                            | 1577198               |  |
| 24    | TELENGANA     | 95623  | 340372                      | 21430                        | 350                           | 9                              | 457784                |  |
| 25    | TRIPURA       | 2  | 2                           | 0                            | 0                             | 0                              | 4                     |  |
| 26    | UTTARAKHAND   | 23   | 361                         | 25                           | 2                             | 0                              | 411                   |  |
| 27    | UTTAR PRADESH | 41600  | 42535                       | 1068                         | 11                            | 1                              | 85215                 |  |
| 28    | WEST BENGAL   | 0  | 11080                       | 0                            | 0                             | 0                              | 11080                 |  |
|       | <b>Total</b>  | 3832567  | 3902871                     | 525903                       | 15821                         | 1254                           | 8278416               |  |

**MINOR IRRIGATION CENSUS (2017-18)**

**Table.1.6.2 : AVERAGE COST OF CONSTRUCTION, MACHINERY, ANNUAL MAINTENANCE AND AVERAGE AMOUNT OF SUBSIDY RECEIVED FOR DUGWELL**

(Amount in thousands)

| S.No. | State                     | Average cost of construction | Average cost of Machinery | Average cost of annual maintenance during 2017-18 | Subsidy for Construction                       |                           | Subsidy for Machinery                          |   |
|-------|---------------------------|------------------------------|---------------------------|---|--|---------------------------|--|---|
|       |                           |                              |                           |   | No. of Dug well for which subsidy was received | Average amount of subsidy | No. of Dug well for which subsidy was received | Average amount of subsidy for machinery |
| (1)   | (2)                       | (3)                          | (4)                       | (5)   | (6)  | (7)                       | (8)  | (9)                                     |
| 1     | ANDAMAN & NICOBAR ISLANDS | 66                           | 3                         | 0   | 477  | 93                        | 13   | 8                                       |
| 2     | ANDHRA PRADESH            | 34                           | 19                        | 4   | 22310  | 21                        | 21061  | 13                                      |
| 3     | ARUNACHAL PRADESH         | 106                          | 42                        | 0   | 4  | 122                       | 0  | 0                                       |
| 4     | ASSAM                     | 36                           | 34                        | 4   | 1  | 7                         | 1  | 10                                      |
| 5     | BIHAR                     | 43                           | 17                        | 2   | 2173   | 35                        | 1189   | 10                                      |
| 6     | CHHATISGARH               | 46                           | 13                        | 1   | 3101   | 45                        | 1777   | 11                                      |
| 7     | GOA                       | 60                           | 16                        | 3   | 323  | 49                        | 217  | 16                                      |
| 8     | GUJARAT                   | 64                           | 31                        | 4   | 3434   | 9                         | 1512   | 3                                       |
| 9     | HARYANA                   | 70                           | 41                        | 5   | 13   | 6                         | 7  | 9                                       |
| 10    | HIMACHAL PRADESH          | 129                          | 36                        | 2   | 110  | 72                        | 47   | 27                                      |
| 11    | JAMMU & KASHMIR           | 40                           | 18                        | 4   | 11   | 87                        | 16   | 23                                      |
| 12    | JHARKHAND                 | 133                          | 4                         | 0   | 99379  | 137                       | 25019  | 12                                      |
| 13    | KARNATAKA                 | 66                           | 34                        | 9   | 21443  | 28                        | 22326  | 13                                      |
| 14    | KERALA                    | 35                           | 11                        | 1   | 2014   | 10                        | 5245   | 6                                       |
| 15    | MADHYA PRADESH            | 14                           | 27                        | 0   | 154399   | 31                        | 212130   | 20                                      |
| 16    | MAHARASHTRA               | 55                           | 22                        | 3   | 85829  | 23                        | 80889  | 16                                      |
| 17    | MEGHALAYA                 | 1                            | 0                         | 0   | 1  | 5                         | 1  | 2                                       |
| 18    | MIZORAM                   | 23                           | 12                        | 0   | 0  | 0                         | 0  | 0                                       |
| 19    | NAGALAND                  | 34                           | 33                        | 1   | 1  | 40                        | 1  | 31                                      |
| 20    | ODISHA                    | 29                           | 8                         | 1   | 90917  | 21                        | 34727  | 9                                       |

(Amount in thousands)

| S.No. | State         | Average cost of construction | Average cost of Machinery | Average cost of annual maintenance during 2017-18 | Subsidy for Construction                       |                           | Subsidy for Machinery                          |   |
|-------|---------------|------------------------------|---------------------------|---|--|---------------------------|--|---|
|       |               |                              |                           |   | No. of Dug well for which subsidy was received | Average amount of subsidy | No. of Dug well for which subsidy was received | Average amount of subsidy for machinery |
| (1)   | (2)           | (3)                          | (4)                       | (5)   | (6)  | (7)                       | (8)  | (9)                                     |
| 21    | PUDUCHERRY    | 83                           | 39                        | 12  | 0  | 0                         | 0  | 0                                       |
| 22    | RAJASTHAN     | 82                           | 36                        | 5   | 14417  | 24                        | 227136   | 14                                      |
| 23    | TAMIL NADU    | 74                           | 24                        | 6   | 142663   | 18                        | 133195   | 6                                       |
| 24    | TELENGANA     | 64                           | 25                        | 4   | 23874  | 38                        | 21821  | 15                                      |
| 25    | TRIPURA       | 89                           | 10                        | 1   | 0  | 0                         | 0  | 0                                       |
| 26    | UTTARAKHAND   | 67                           | 22                        | 5   | 3  | 243                       | 1  | 0                                       |
| 27    | UTTAR PRADESH | 74                           | 26                        | 2   | 5325   | 53                        | 2052   | 34                                      |
| 28    | WEST BENGAL   | 118                          | 11                        | 3   | 321  | 31                        | 321  | 6                                       |
|       | <b>Total</b>  | 56                           | 24                        | 3   | 672543   | 41                        | 790704   | 14                                      |

**MINOR IRRIGATION CENSUS (2017-18)**

**TABLE 1.7: DISTRIBUTION DUG WELLS ACCORDING TO MAJOR SOURCE OF FINANCE  
(UNDER INDIVIDUAL OWNERSHIP)**

(In Number)

| S.No. | State                     | With Single Source of Finance |            |            |              |        | With two Sources of Finance |                        |                        |                           |                       |                          |                                      | Grand Total (8 +16) |         |                 |
|-------|---------------------------|-------------------------------|------------|------------|--------------|--------|-----------------------------|------------------------|------------------------|---------------------------|-----------------------|--------------------------|--------------------------------------|---------------------|---------|-----------------|
|       |                           | Bank Loan                     | Govt. Fund | Own Saving | Money Lender | Others | Total (3 to 7)              | Own Saving & Bank Loan | Own Saving & Govt Fund | Own Saving & Money Lender | Bank Loan & Govt Fund | Bank Loan & Money Lender | Bank Loan & Govt Fund & Money Lender |                     | Others  | Total (9 to 15) |
| (1)   | (2)                       | (3)                           | (4)        | (5)        | (6)          | (7)    | (8)                         | (9)                    | (10)                   | (11)                      | (12)                  | (13)                     | (14)                                 | (15)                | (16)    | (17)            |
| 1     | ANDAMAN & NICOBAR ISLANDS | 0                             | 471        | 497        | 0            | 32     | 1000                        | 1                      | 19                     | 1                         | 4                     | 0                        | 0                                    | 556                 | 581     | 1581            |
| 2     | ANDHRA PRADESH            | 3053                          | 1515       | 86983      | 5646         | 3998   | 101195                      | 9776                   | 3944                   | 16971                     | 339                   | 879                      | 136                                  | 16340               | 48385   | 149580          |
| 3     | ASSAM                     | 0                             | 0          | 0          | 0            | 0      | 0                           | 0                      | 0                      | 0                         | 0                     | 0                        | 0                                    | 12                  | 12      | 12              |
| 4     | BIHAR                     | 78                            | 82         | 645        | 0            | 25     | 830                         | 1392                   | 766                    | 413                       | 262                   | 18                       | 35                                   | 9077                | 11963   | 12793           |
| 5     | CHHATISGARH               | 9                             | 205        | 1284       | 2            | 36     | 1536                        | 425                    | 1849                   | 120                       | 193                   | 4                        | 7                                    | 26510               | 29108   | 30644           |
| 6     | GOA                       | 56                            | 33         | 1174       | 3            | 28     | 1294                        | 187                    | 223                    | 4                         | 22                    | 0                        | 1                                    | 1919                | 2356    | 3650            |
| 7     | GUJARAT                   | 18694                         | 5944       | 148629     | 2142         | 182616 | 358025                      | 1232                   | 811                    | 24                        | 47                    | 36                       | 10                                   | 10325               | 12485   | 370510          |
| 8     | HARYANA                   | 3                             | 2          | 54         | 7            | 13     | 79                          | 55                     | 0                      | 2                         | 1                     | 0                        | 0                                    | 27                  | 85      | 164             |
| 9     | HIMACHAL PRADESH          | 4                             | 10         | 97         | 0            | 7      | 118                         | 26                     | 39                     | 0                         | 1                     | 0                        | 0                                    | 99                  | 165     | 283             |
| 10    | JAMMU & KASHMIR           | 31                            | 252        | 3560       | 0            | 5      | 3848                        | 0                      | 3                      | 0                         | 0                     | 0                        | 0                                    | 411                 | 414     | 4262            |
| 11    | JHARKHAND                 | 126                           | 5540       | 505        | 4            | 220    | 6395                        | 2301                   | 36734                  | 316                       | 6484                  | 53                       | 363                                  | 38553               | 84804   | 91199           |
| 12    | KARNATAKA                 | 7210                          | 431        | 79638      | 615          | 3258   | 91152                       | 6756                   | 810                    | 576                       | 497                   | 73                       | 2                                    | 18954               | 27668   | 118820          |
| 13    | KERALA                    | 698                           | 344        | 35234      | 110          | 1564   | 37950                       | 1593                   | 3282                   | 470                       | 186                   | 47                       | 20                                   | 6679                | 12277   | 50227           |
| 14    | MADHYA PRADESH            | 62572                         | 16940      | 493455     | 4416         | 104483 | 681866                      | 13560                  | 15082                  | 6660                      | 3034                  | 872                      | 800                                  | 214571              | 254579  | 936445          |
| 15    | MAHARASHTRA               | 316996                        | 175383     | 1900563    | 16417        | 48338  | 2457697                     | 9632                   | 1589                   | 4073                      | 200                   | 51                       | 283                                  | 33731               | 49559   | 2507256         |
| 16    | MIZORAM                   | 0                             | 1          | 30         | 0            | 0      | 31                          | 0                      | 0                      | 0                         | 0                     | 0                        | 0                                    | 0                   | 0       | 31              |
| 17    | ODISHA                    | 2904                          | 10541      | 71222      | 107          | 300    | 85074                       | 14276                  | 65106                  | 15136                     | 3694                  | 361                      | 359                                  | 61903               | 160835  | 245909          |
| 18    | PUDUCHERRY                | 0                             | 0          | 0          | 0            | 0      | 0                           | 0                      | 0                      | 0                         | 1                     | 0                        | 0                                    | 35                  | 36      | 36              |
| 19    | RAJASTHAN                 | 7621                          | 602        | 46063      | 3219         | 1247   | 58752                       | 40555                  | 2474                   | 11178                     | 1406                  | 1873                     | 76                                   | 68110               | 125672  | 184424          |
| 20    | TAMIL NADU                | 6758                          | 1366       | 402052     | 3056         | 6225   | 419457                      | 47023                  | 4815                   | 99995                     | 9073                  | 1202                     | 383                                  | 434201              | 596692  | 1016149         |
| 21    | TELENGANA                 | 824                           | 706        | 85547      | 2664         | 116    | 89857                       | 14297                  | 1934                   | 234550                    | 1798                  | 1569                     | 247                                  | 107301              | 361696  | 451553          |
| 22    | TRIPURA                   | 0                             | 2          | 0          | 0            | 0      | 2                           | 0                      | 0                      | 0                         | 0                     | 0                        | 0                                    | 0                   | 0       | 2               |
| 23    | UTTARAKHAND               | 0                             | 0          | 2          | 0            | 1      | 3                           | 0                      | 0                      | 0                         | 0                     | 0                        | 0                                    | 390                 | 390     | 393             |
| 24    | UTTAR PRADESH             | 239                           | 1359       | 28126      | 56           | 250    | 30030                       | 2121                   | 3988                   | 1435                      | 347                   | 25                       | 9                                    | 44675               | 52600   | 82630           |
| 25    | WEST BENGAL               | 127                           | 194        | 4737       | 97           | 614    | 5769                        | 0                      | 0                      | 0                         | 0                     | 0                        | 0                                    | 0                   | 0       | 5769            |
|       | <b>Total</b>              | 428003                        | 221923     | 3390097    | 38561        | 353376 | 4431960                     | 165208                 | 143468                 | 391924                    | 27589                 | 7063                     | 2731                                 | 1094379             | 1832362 | 6264322         |

**MINOR IRRIGATION CENSUS (2017-18)**

**TABLE 1.8: DISTRIBUTION OF DUGWELLS BY STATUS OF UTILISATION**

| S.No. | State                     | Dug wells in use<br>(3) | Dug wells not in use |                    |                    | Grand Total<br>(3+6) | Number of Schemes meant only for re-charge of ground water |                                   | (In Number) |
|-------|---------------------------|-------------------------|----------------------|--------------------|--------------------|----------------------|--|-----------------------------------|-------------|
|       |                           |                         | Temporarily<br>(4)   | Permanently<br>(5) | Total (4+5)<br>(6) |                      | In use<br>(8)  | Not in use<br>(Temp + Pmt)<br>(9) |             |
| 1     | ANDAMAN & NICOBAR ISLANDS | 2247                    | 131                  | 51                 | 182                | 2429                 | 169  | 23                                | 192         |
| 2     | ANDHRA PRADESH            | 111306                  | 34310                | 25685              | 59995              | 171301               | 4  | 25                                | 29          |
| 3     | ARUNACHAL PRADESH         | 14                      | 7                    | 4                  | 11                 | 25                   | 0  | 0                                 | 0           |
| 4     | ASSAM                     | 26                      | 9                    | 3                  | 12                 | 38                   | 0  | 0                                 | 0           |
| 5     | BIHAR                     | 15114                   | 436                  | 376                | 812                | 15926                | 2422   | 531                               | 2953        |
| 6     | CHHATISGARH               | 31140                   | 208                  | 66                 | 274                | 31414                | 342  | 77                                | 419         |
| 7     | GOA                       | 3848                    | 56                   | 28                 | 84                 | 3932                 | 4  | 6                                 | 10          |
| 8     | GUJARAT                   | 378945                  | 2605                 | 736                | 3341               | 382286               | 164  | 2                                 | 166         |
| 9     | HARYANA                   | 1005                    | 0                    | 0                  | 0                  | 1005                 | 10   | 0                                 | 10          |
| 10    | HIMACHAL PRADESH          | 415                     | 5                    | 11                 | 16                 | 431                  | 2  | 9                                 | 11          |
| 11    | JAMMU & KASHMIR           | 4719                    | 6                    | 0                  | 6                  | 4725                 | 1  | 1                                 | 2           |
| 12    | JHARKHAND                 | 158045                  | 1149                 | 883                | 2032               | 160077               | 10539  | 1080                              | 11619       |
| 13    | KARNATAKA                 | 133983                  | 275                  | 345                | 620                | 134603               | 26636  | 181                               | 26817       |
| 14    | KERALA                    | 51952                   | 146                  | 37                 | 183                | 52135                | 159  | 28                                | 187         |
| 15    | MADHYA PRADESH            | 1314261                 | 10737                | 11684              | 22421              | 1336682              | 11911  | 648                               | 12559       |
| 16    | MAHARASHTRA               | 2733860                 | 12340                | 2888               | 15228              | 2749088              | 124721   | 6253                              | 130974      |
| 17    | MEGHALAYA                 | 146                     | 1                    | 2                  | 3                  | 149                  | 146  | 3                                 | 149         |
| 18    | MIZORAM                   | 32                      | 2                    | 0                  | 2                  | 34                   | 4  | 1                                 | 5           |
| 19    | NAGALAND                  | 12                      | 0                    | 0                  | 0                  | 12                   | 0  | 0                                 | 0           |
| 20    | ODISHA                    | 236299                  | 15158                | 14097              | 29255              | 265554               | 5035   | 2683                              | 7718        |

(In Number)

| S.No. | State         | Dug wells in use | Dug wells not in use |             |             | Grand Total (3+6) | Number of Schemes meant only for re-charge of ground water |                          | Total (8+9) |
|-------|---------------|------------------|----------------------|-------------|-------------|-------------------|--|--------------------------|-------------|
|       |               |                  | Temporarily          | Permanently | Total (4+5) |                   | In use   | Not in use (Temp + Prmt) |             |
| (1)   | (2)           | (3)              | (4)                  | (5)         | (6)         | (7)               | (8)  | (9)                      | (10)        |
| 21    | PUDUCHERRY    | 37               | 0                    | 0           | 0           | 37                | 0  | 0                        | 0           |
| 22    | RAJASTHAN     | 808367           | 15702                | 10772       | 26474       | 834841            | 1007   | 1919                     | 2926        |
| 23    | TAMIL NADU    | 1427251          | 103215               | 46732       | 149947      | 1577198           | 198576   | 58413                    | 256989      |
| 24    | TELENGANA     | 447972           | 4502                 | 5310        | 9812        | 457784            | 10381  | 2070                     | 12451       |
| 25    | TRIPURA       | 4                | 0                    | 0           | 0           | 4                 | 0  | 0                        | 0           |
| 26    | UTTARAKHAND   | 378              | 26                   | 7           | 33          | 411               | 0  | 0                        | 0           |
| 27    | UTTAR PRADESH | 84091            | 463                  | 670         | 1133        | 85224             | 2833   | 697                      | 3530        |
| 28    | WEST BENGAL   | 9649             | 950                  | 481         | 1431        | 11080             | 0  | 0                        | 0           |
|       | <b>Total</b>  | 7955118          | 202439               | 120868      | 323307      | 8278425           | 395066   | 74650                    | 469716      |

**MINOR IRRIGATION CENSUS (2017-18)**

**TABLE 1.9: DISTRIBUTION OF DUGWELLS TEMPORARILY NOT IN USE BY REASON**

(In Number/In Ha)

| S.No. | State                     | Non Availability of Adequate Power/Fuel |                | Mechanical Break Down |                | Less discharge of Water |                 | Non - Availability of Finance |                | Lack of Maintenance |                | Others       |                | Total         |                 |
|-------|---------------------------|---|----------------|-----------------------|----------------|-------------------------|-----------------|-------------------------------|----------------|---------------------|----------------|--------------|----------------|---------------|-----------------|
|       |                           | No. (3)                                 | PL (4)         | No. (5)               | PL (6)         | No. (7)                 | PL (8)          | No. (9)                       | PL (10)        | No. (11)            | PL (12)        | No. (13)     | PL (14)        | No. (15)      | PL (16)         |
| 1     | ANDAMAN & NICOBAR ISLANDS | 0                                       | 0.00           | 2                     | 0.60           | 66                      | 27.89           | 0                             | 0.00           | 47                  | 18.46          | 16           | 13.28          | 131           | 60.23           |
| 2     | ANDHRA PRADESH            | 535                                     | 338.19         | 725                   | 318.78         | 30396                   | 21244.79        | 1144                          | 707.97         | 117                 | 49.79          | 1393         | 542.85         | 34310         | 23202.37        |
| 3     | ARUNACHAL PRADESH         | 0                                       | 0.00           | 4                     | 79.00          | 0                       | 0.00            | 0                             | 0.00           | 2                   | 80.00          | 1            | 65.00          | 7             | 224.00          |
| 4     | ASSAM                     | 0                                       | 0.00           | 0                     | 0.00           | 0                       | 0.00            | 0                             | 0.00           | 0                   | 0.00           | 9            | 45.20          | 9             | 45.20           |
| 5     | BIHAR                     | 20                                      | 56.23          | 59                    | 37.41          | 70                      | 28.95           | 10                            | 2.57           | 110                 | 62.20          | 167          | 9.15           | 436           | 196.51          |
| 6     | CHHATISGARH               | 10                                      | 2.85           | 13                    | 3.76           | 113                     | 24.10           | 7                             | 0.72           | 11                  | 0.20           | 54           | 21.34          | 208           | 52.97           |
| 7     | GOA                       | 2                                       | 0.00           | 2                     | 3.60           | 19                      | 3.80            | 2                             | 0.00           | 7                   | 1.80           | 24           | 0.30           | 56            | 9.50            |
| 8     | GUJARAT                   | 1                                       | 0.55           | 2500                  | 493.74         | 0                       | 0.00            | 0                             | 0.00           | 81                  | 14.16          | 23           | 25.75          | 2605          | 534.20          |
| 9     | HIMACHAL PRADESH          | 1                                       | 0.20           | 0                     | 0.00           | 2                       | 0.00            | 0                             | 0.00           | 0                   | 0.00           | 2            | 2.18           | 5             | 2.38            |
| 10    | JAMMU & KASHMIR           | 0                                       | 0.00           | 3                     | 2.15           | 0                       | 0.00            | 1                             | 0.60           | 2                   | 2.70           | 0            | 0.00           | 6             | 5.45            |
| 11    | JHARKHAND                 | 50                                      | 26.23          | 237                   | 35.95          | 500                     | 108.73          | 93                            | 8.61           | 90                  | 30.87          | 179          | 121.73         | 1149          | 332.12          |
| 12    | KARNATAKA                 | 17                                      | 0.00           | 30                    | 0.00           | 149                     | 0.26            | 9                             | 0.00           | 18                  | 0.00           | 52           | 0.00           | 275           | 0.26            |
| 13    | KERALA                    | 6                                       | 0.00           | 19                    | 0.28           | 27                      | 0.42            | 5                             | 0.93           | 33                  | 0.36           | 56           | 0.27           | 146           | 2.26            |
| 14    | MADHYA PRADESH            | 298                                     | 37.65          | 376                   | 65.79          | 6050                    | 1048.64         | 329                           | 36.40          | 150                 | 33.66          | 3534         | 676.02         | 10737         | 1898.16         |
| 15    | MAHARASHTRA               | 2486                                    | 178.32         | 817                   | 89.85          | 5349                    | 898.90          | 1                             | 0.10           | 38                  | 3.39           | 3649         | 364.17         | 12340         | 1534.73         |
| 16    | MEGHALAYA                 | 0                                       | 0.00           | 0                     | 0.00           | 1                       | 0.00            | 0                             | 0.00           | 0                   | 0.00           | 0            | 0.00           | 1             | 0.00            |
| 17    | MIZORAM                   | 0                                       | 0.00           | 0                     | 0.00           | 1                       | 1.20            | 0                             | 0.00           | 1                   | 0.00           | 0            | 0.00           | 2             | 1.20            |
| 18    | ODISHA                    | 206                                     | 190.30         | 1254                  | 893.04         | 3558                    | 2014.47         | 962                           | 446.62         | 5350                | 2851.67        | 3828         | 1817.34        | 15158         | 8213.44         |
| 19    | RAJASTHAN                 | 517                                     | 1294.49        | 1028                  | 1289.20        | 11363                   | 21367.53        | 562                           | 415.96         | 270                 | 514.44         | 1962         | 2807.54        | 15702         | 27869.16        |
| 20    | TAMIL NADU                | 3733                                    | 736.69         | 6400                  | 1369.97        | 78510                   | 22946.75        | 1130                          | 197.12         | 3106                | 679.54         | 10336        | 3228.63        | 103215        | 29158.70        |
| 21    | TELENGANA                 | 107                                     | 24.10          | 244                   | 52.41          | 3784                    | 1110.96         | 78                            | 12.34          | 109                 | 17.57          | 180          | 85.82          | 4502          | 1303.20         |
| 22    | UTTARAKHAND               | 0                                       | 0.00           | 0                     | 0.00           | 0                       | 0.00            | 0                             | 0.00           | 0                   | 0.00           | 26           | 0.80           | 26            | 0.80            |
| 23    | UTTAR PRADESH             | 11                                      | 6.00           | 17                    | 10.00          | 110                     | 59.15           | 10                            | 1.00           | 9                   | 0.00           | 306          | 3.00           | 463           | 79.15           |
| 24    | WEST BENGAL               | 59                                      | 86.14          | 157                   | 186.07         | 488                     | 228.39          | 49                            | 69.81          | 66                  | 78.94          | 131          | 163.42         | 950           | 812.77          |
|       | <b>Total</b>              | <b>8059</b>                             | <b>2977.94</b> | <b>13887</b>          | <b>4931.60</b> | <b>140556</b>           | <b>71114.93</b> | <b>4392</b>                   | <b>1900.75</b> | <b>9617</b>         | <b>4439.75</b> | <b>25928</b> | <b>9993.79</b> | <b>202439</b> | <b>95358.76</b> |

**MINOR IRRIGATION CENSUS (2017-18)**

**TABLE 1.10: DISTRIBUTION OF DUGWELLS PERMANENTLY NOT IN USE BY REASON**

(In Number/In Ha)

| S.No. | State                     | Salinity |        | Dried up |        | Destroyed beyond repair |        | Sea water intrusion |         | Industrial effluents |         | Availability of Major/Medium Irrigation Projects |         | Other reasons |         | Total    |         |
|-------|---------------------------|----------|--------|----------|--------|-------------------------|--------|---------------------|---------|----------------------|---------|--|---------|---------------|---------|----------|---------|
|       |                           | No. (3)  | PL (4) | No. (5)  | PL (6) | No. (7)                 | PL (8) | No. (9)             | PL (10) | No. (11)             | PL (12) | No. (13)   | PL (14) | No. (15)      | PL (16) | No. (17) | PL (18) |
| 1     | ANDAMAN & NICOBAR ISLANDS | 2        | 0.00   | 38       | 0.00   | 0                       | 0.00   | 0                   | 0.00    | 0                    | 0.00    | 0  | 0.00    | 11            | 0.00    | 51       | 0.00    |
| 2     | ANDHRA PRADESH            | 958      | 0.00   | 19036    | 0.00   | 1439                    | 0.00   | 37                  | 0.00    | 31                   | 0.00    | 196  | 0.00    | 3988          | 0.00    | 25685    | 0.00    |
| 3     | ARUNACHAL PRADESH         | 0        | 0.00   | 1        | 0.00   | 1                       | 0.00   | 0                   | 0.00    | 0                    | 0.00    | 0  | 0.00    | 2             | 0.00    | 4        | 0.00    |
| 4     | ASSAM                     | 0        | 0.00   | 1        | 0.00   | 0                       | 0.00   | 0                   | 0.00    | 0                    | 0.00    | 0  | 0.00    | 2             | 0.00    | 3        | 0.00    |
| 5     | BIHAR                     | 226      | 0.00   | 25       | 0.00   | 99                      | 0.00   | 12                  | 0.00    | 1                    | 0.00    | 0  | 0.00    | 13            | 0.00    | 376      | 0.00    |
| 6     | CHHATISGARH               | 4        | 0.00   | 7        | 0.00   | 3                       | 0.00   | 0                   | 0.00    | 1                    | 0.00    | 0  | 0.00    | 51            | 0.00    | 66       | 0.00    |
| 7     | GOA                       | 8        | 0.00   | 5        | 0.00   | 2                       | 0.00   | 0                   | 0.00    | 1                    | 0.00    | 0  | 0.00    | 12            | 0.00    | 28       | 0.00    |
| 8     | GUJARAT                   | 339      | 0.00   | 15       | 0.00   | 20                      | 0.00   | 3                   | 0.00    | 2                    | 0.00    | 0  | 0.00    | 357           | 0.00    | 736      | 0.00    |
| 9     | HIMACHAL PRADESH          | 0        | 0.00   | 10       | 0.00   | 1                       | 0.00   | 0                   | 0.00    | 0                    | 0.00    | 0  | 0.00    | 0             | 0.00    | 11       | 0.00    |
| 10    | JHARKHAND                 | 6        | 0.00   | 113      | 0.00   | 674                     | 0.00   | 3                   | 0.00    | 7                    | 0.00    | 0  | 0.00    | 80            | 0.00    | 883      | 0.00    |
| 11    | KARNATAKA                 | 95       | 0.00   | 103      | 0.00   | 54                      | 0.00   | 0                   | 0.00    | 1                    | 0.00    | 0  | 0.00    | 92            | 0.00    | 345      | 0.00    |
| 12    | KERALA                    | 3        | 0.00   | 11       | 0.00   | 3                       | 0.00   | 0                   | 0.00    | 0                    | 0.00    | 0  | 0.00    | 20            | 0.00    | 37       | 0.00    |
| 13    | MADHYA PRADESH            | 404      | 0.00   | 4022     | 0.00   | 708                     | 0.00   | 208                 | 0.00    | 50                   | 0.00    | 176  | 0.00    | 6116          | 0.00    | 11684    | 0.00    |
| 14    | MAHARASHTRA               | 103      | 0.00   | 2444     | 0.00   | 78                      | 0.00   | 49                  | 0.00    | 27                   | 0.00    | 14   | 0.00    | 173           | 0.00    | 2888     | 0.00    |
| 15    | MEGHALAYA                 | 0        | 0.00   | 1        | 0.00   | 1                       | 0.00   | 0                   | 0.00    | 0                    | 0.00    | 0  | 0.00    | 0             | 0.00    | 2        | 0.00    |
| 16    | ODISHA                    | 1614     | 0.00   | 3947     | 0.00   | 5175                    | 0.00   | 62                  | 0.00    | 42                   | 0.00    | 31   | 0.00    | 3226          | 0.00    | 14097    | 0.00    |
| 17    | RAJASTHAN                 | 900      | 0.00   | 8009     | 0.00   | 977                     | 0.00   | 0                   | 0.00    | 51                   | 0.00    | 27   | 0.00    | 808           | 0.00    | 10772    | 0.00    |
| 18    | TAMIL NADU                | 5131     | 0.00   | 23535    | 0.00   | 4849                    | 0.00   | 800                 | 0.00    | 299                  | 0.00    | 221  | 0.00    | 11897         | 0.00    | 46732    | 0.00    |
| 19    | TELENGANA                 | 54       | 0.00   | 3310     | 0.00   | 597                     | 0.00   | 671                 | 0.00    | 15                   | 0.00    | 33   | 0.00    | 630           | 0.00    | 5310     | 0.00    |



(In Number/In Ha)

| S.No. | State         | Salinity |      | Dried up |      | Destroyed beyond repair |      | Sea water intrusion |      | Industrial effluents |      | Availability of Major/Medium Irrigation Projects |      | Other reasons |      | Total  |      |
|-------|---------------|----------|------|----------|------|-------------------------|------|---------------------|------|----------------------|------|--|------|---------------|------|--------|------|
|       |               | No.      | PL   | No.      | PL   | No.                     | PL   | No.                 | PL   | No.                  | PL   | No.  | PL   | No.           | PL   | No.    | PL   |
| (1)   | (2)           | (3)      | (4)  | (5)      | (6)  | (7)                     | (8)  | (9)                 | (10) | (11)                 | (12) | (13)   | (14) | (15)          | (16) | (17)   | (18) |
| 20    | UTTARAKHAND   | 0        | 0.00 | 0        | 0.00 | 0                       | 0.00 | 0                   | 0.00 | 0                    | 0.00 | 0  | 0.00 | 7             | 0.00 | 7      | 0.00 |
| 21    | UTTAR PRADESH | 24       | 0.00 | 9        | 0.00 | 20                      | 0.00 | 0                   | 0.00 | 0                    | 0.00 | 0  | 0.00 | 617           | 0.00 | 670    | 0.00 |
| 22    | WEST BENGAL   | 48       | 0.00 | 84       | 0.00 | 102                     | 0.00 | 20                  | 0.00 | 4                    | 0.00 | 12   | 0.00 | 211           | 0.00 | 481    | 0.00 |
|       | <b>Total</b>  | 9919     | 0.00 | 64726    | 0.00 | 14803                   | 0.00 | 1865                | 0.00 | 532                  | 0.00 | 710  | 0.00 | 28313         | 0.00 | 120868 | 0.00 |

**MINOR IRRIGATION CENSUS (2017-18)**

**TABLE 1.11: DISTRIBUTION OF DUGWELL SCHEMES IN USE ACCORDING TO WATER DISTRIBUTION SYSTEM AND POTENTIAL UTILISED**

(In Number/In Ha)

| S.No. | State                     | No. & PU of Dug well Schemes According to Water Distribution System |           |                             |            |                  |            |              |            |       |           |           |           |        |           |         |            |      |      |
|-------|---------------------------|---|-----------|-----------------------------|------------|------------------|------------|--------------|------------|-------|-----------|-----------|-----------|--------|-----------|---------|------------|------|------|
|       |                           | Open Water (Lined/Pucca)  |           | Open Water (Unlined/Kutcha) |            | Underground pipe |            | Surface pipe |            | Drip  |           | Sprinkler |           | Others |           | Total   |            |      |      |
|       |                           | No.   | IPU       | No.                         | IPU        | No.              | IPU        | No.          | IPU        | No.   | IPU       | No.       | IPU       | No.    | IPU       | No.     | IPU        | No.  | IPU  |
| (1)   | (2)                       | (3)   | (4)       | (5)                         | (6)        | (7)              | (8)        | (9)          | (10)       | (11)  | (12)      | (13)      | (14)      | (15)   | (16)      | (17)    | (18)       | (19) | (20) |
| 1     | ANDAMAN & NICOBAR ISLANDS | 47  | 28.32     | 260                         | 113.13     | 11               | 3.70       | 947          | 596.63     | 0     | 0.00      | 0         | 0.00      | 982    | 383.50    | 2247    | 1127.28    |      |      |
| 2     | ANDHRA PRADESH            | 8892  | 9524.00   | 56258                       | 53717.02   | 11239            | 10634.05   | 21689        | 22511.53   | 11184 | 12106.07  | 224       | 286.88    | 1820   | 1876.47   | 111306  | 110656.02  |      |      |
| 3     | ARUNACHAL PRADESH         | 6   | 259.00    | 7                           | 54.00      | 1                | 7.00       | 0            | 0.00       | 0     | 0.00      | 0         | 0.00      | 0      | 0.00      | 14      | 320.00     |      |      |
| 4     | ASSAM                     | 4   | 45.20     | 21                          | 40.40      | 1                | 4.00       | 0            | 0.00       | 0     | 0.00      | 0         | 0.00      | 0      | 0.00      | 26      | 89.60      |      |      |
| 5     | BIHAR                     | 190   | 705.15    | 2188                        | 28646.50   | 273              | 2067.16    | 12361        | 68280.14   | 18    | 105.22    | 0         | 0.00      | 84     | 305.78    | 15114   | 100109.95  |      |      |
| 6     | CHHATTISGARH              | 975   | 857.39    | 18227                       | 11397.48   | 618              | 533.82     | 10701        | 9965.56    | 73    | 99.81     | 49        | 90.10     | 497    | 290.13    | 31140   | 23234.29   |      |      |
| 7     | GOA                       | 217   | 161.86    | 897                         | 604.83     | 126              | 121.30     | 884          | 498.38     | 80    | 139.93    | 1225      | 1255.62   | 419    | 140.15    | 3848    | 2922.07    |      |      |
| 8     | GUJARAT                   | 21138   | 29288.67  | 147521                      | 178998.59  | 6147             | 8233.41    | 178118       | 228748.71  | 24055 | 25628.09  | 19        | 32.34     | 1947   | 2630.66   | 378945  | 473560.47  |      |      |
| 9     | HARYANA                   | 175   | 1562.80   | 487                         | 4762.93    | 82               | 865.40     | 183          | 1990.00    | 0     | 0.00      | 72        | 522.70    | 6      | 66.00     | 1005    | 9789.83    |      |      |
| 10    | HIMACHAL PRADESH          | 21  | 91.13     | 172                         | 698.72     | 41               | 336.47     | 160          | 313.70     | 1     | 0.08      | 7         | 29.65     | 13     | 9.29      | 415     | 1479.04    |      |      |
| 11    | JAMMU & KASHMIR           | 112   | 142.15    | 3962                        | 7891.02    | 6                | 15.20      | 557          | 594.60     | 1     | 0.35      | 0         | 0.00      | 81     | 101.43    | 4719    | 8744.75    |      |      |
| 12    | JHARKHAND                 | 2651  | 4615.09   | 92284                       | 118853.39  | 1827             | 2141.23    | 44795        | 68821.99   | 258   | 438.16    | 204       | 444.82    | 16026  | 17047.40  | 158045  | 212362.08  |      |      |
| 13    | KARNATAKA                 | 31453   | 30937.01  | 6302                        | 15159.73   | 46679            | 75817.32   | 29454        | 31668.41   | 7986  | 10541.28  | 8341      | 10910.41  | 3768   | 4769.89   | 133983  | 179804.05  |      |      |
| 14    | KERALA                    | 1906  | 921.85    | 10726                       | 5658.18    | 4625             | 2485.30    | 30338        | 14973.77   | 957   | 96.14     | 1278      | 770.72    | 2122   | 1054.76   | 51952   | 26825.72   |      |      |
| 15    | MADHYA PRADESH            | 11864   | 33018.14  | 285506                      | 711642.25  | 189423           | 551586.82  | 762318       | 2103498.73 | 16765 | 56823.59  | 37427     | 106003.00 | 10958  | 24863.22  | 1314261 | 3587435.75 |      |      |
| 16    | MAHARASHTRA               | 75601   | 159992.36 | 667004                      | 1106354.69 | 1712361          | 3424346.99 | 161465       | 274382.51  | 18256 | 31972.78  | 13738     | 22758.09  | 85435  | 141950.96 | 2733860 | 5161758.38 |      |      |
| 17    | MEGHALAYA                 | 0   | 0.00      | 0                           | 0.00       | 0                | 0.00       | 0            | 0.00       | 0     | 0.00      | 0         | 0.00      | 146    | 0.00      | 146     | 0.00       |      |      |
| 18    | MIZORAM                   | 0   | 0.00      | 26                          | 0.00       | 2                | 0.00       | 3            | 0.00       | 0     | 0.00      | 0         | 0.00      | 1      | 0.00      | 32      | 0.00       |      |      |
| 19    | NAGALAND                  | 0   | 0.00      | 1                           | 3.00       | 0                | 0.00       | 0            | 0.00       | 0     | 0.00      | 0         | 0.00      | 11     | 23.00     | 12      | 26.00      |      |      |
| 20    | ODISHA                    | 11625   | 11335.43  | 113419                      | 107503.25  | 2689             | 3782.64    | 96606        | 80933.04   | 730   | 916.92    | 2876      | 840.91    | 8354   | 4881.83   | 236299  | 210194.02  |      |      |
| 21    | PUDUCHERRY                | 30  | 24.36     | 1                           | 1.30       | 6                | 11.58      | 0            | 0.00       | 0     | 0.00      | 0         | 0.00      | 0      | 0.00      | 37      | 37.24      |      |      |
| 22    | RAJASTHAN                 | 34387   | 89499.27  | 226999                      | 624111.09  | 87000            | 224325.66  | 311153       | 905262.39  | 8099  | 23315.88  | 140067    | 758732.07 | 662    | 2524.09   | 808367  | 2627770.45 |      |      |
| 23    | TAMIL NADU                | 374134  | 875058.83 | 755232                      | 1852155.97 | 162699           | 458991.24  | 31695        | 107070.94  | 80965 | 262596.80 | 2252      | 3927.56   | 20274  | 42554.70  | 1427251 | 3602356.04 |      |      |
| 24    | TELENGANA                 | 68123   | 82866.99  | 172103                      | 208643.82  | 147707           | 178153.10  | 46862        | 58934.38   | 8739  | 13473.87  | 3903      | 7363.00   | 535    | 1477.49   | 447972  | 550902.65  |      |      |

(In Number/In Ha)

| S.No. | State         | No. & PU of Dug well Schemes According to Water Distribution System |            |                              |            |                  |            |              |            |        |           |           |           |        |           |         |             |  |  |
|-------|---------------|---|------------|------------------------------|------------|------------------|------------|--------------|------------|--------|-----------|-----------|-----------|--------|-----------|---------|-------------|--|--|
|       |               | Open Water (Lined/Pucca)  |            | Open Water (Unlined/Kutchha) |            | Underground pipe |            | Surface pipe |            | Drip   |           | Sprinkler |           | Others |           | Total   |             |  |  |
|       |               | No.   | IPU        | No.                          | IPU        | No.              | IPU        | No.          | IPU        | No.    | IPU       | No.       | IPU       | No.    | IPU       | No.     | IPU         |  |  |
| (1)   | (2)           | (3)   | (4)        | (5)                          | (6)        | (7)              | (8)        | (9)          | (10)       | (11)   | (12)      | (13)      | (14)      | (15)   | (16)      | (17)    | (18)        |  |  |
| 25    | TRIPURA       | 0   | 0.00       | 1                            | 0.25       | 2                | 7.00       | 1            | 0.90       | 0      | 0.00      | 0         | 0.00      | 0      | 0.00      | 4       | 8.15        |  |  |
| 26    | UTTARAKHAND   | 121   | 900.68     | 255                          | 1051.48    | 1                | 4.00       | 1            | 10.00      | 0      | 0.00      | 0         | 0.00      | 0      | 0.00      | 378     | 1986.16     |  |  |
| 27    | UTTAR PRADESH | 3288  | 9511.50    | 17682                        | 59813.01   | 595              | 1841.87    | 55912        | 159279.85  | 422    | 909.25    | 3797      | 12509.64  | 2415   | 59953.00  | 84091   | 303818.12   |  |  |
| 28    | WEST BENGAL   | 1088  | 2458.87    | 2732                         | 6418.20    | 419              | 1116.84    | 4415         | 12724.20   | 42     | 62.43     | 98        | 258.77    | 855    | 1560.53   | 9649    | 24589.84    |  |  |
|       | <b>Total</b>  | 648028  | 1343806.05 | 2580273                      | 5104314.23 | 2374580          | 4947433.10 | 1800618      | 4151062.36 | 178631 | 440091.65 | 215577    | 926726.28 | 157411 | 308464.28 | 7955118 | 17221897.95 |  |  |

**MINOR IRRIGATION CENSUS (2017-18)**

**TABLE 1.12: DISTRIBUTION OF DUGWELLS  
(IN USE, TEMPORARILY NOT IN USE) ACCORDING TO WATER LIFTING DEVICES**

(In Number)

| S.No. | State                     | Number of schemes by lifting Device |                         |                |                      |               |         | Total (3 to 7) |
|-------|---------------------------|-------------------------------------|-------------------------|----------------|----------------------|---------------|---------|----------------|
|       |                           | Submersible Pump<br>(3)             | Centrifugal Pump<br>(4) | Turbine<br>(5) | Manual/Animal<br>(6) | Others<br>(7) | (8)     |                |
| 1     | ANDAMAN & NICOBAR ISLANDS | 28                                  | 933                     | 8              | 1405                 | 4             | 2378    |                |
| 2     | ANDHRA PRADESH            | 55915                               | 70851                   | 7688           | 2658                 | 8504          | 145616  |                |
| 3     | ARUNACHAL PRADESH         | 4                                   | 17                      | 0              | 0                    | 0             | 21      |                |
| 4     | ASSAM                     | 2                                   | 26                      | 6              | 0                    | 1             | 35      |                |
| 5     | BIHAR                     | 2585                                | 10836                   | 453            | 509                  | 1167          | 15550   |                |
| 6     | CHHATISGARH               | 13349                               | 9867                    | 3905           | 2490                 | 1737          | 31348   |                |
| 7     | GOA                       | 998                                 | 2354                    | 22             | 453                  | 77            | 3904    |                |
| 8     | GUJARAT                   | 363228                              | 15527                   | 41             | 240                  | 2514          | 381550  |                |
| 9     | HARYANA                   | 219                                 | 553                     | 5              | 0                    | 228           | 1005    |                |
| 10    | HIMACHAL PRADESH          | 248                                 | 110                     | 9              | 16                   | 37            | 420     |                |
| 11    | JAMMU & KASHMIR           | 2920                                | 1594                    | 2              | 4                    | 205           | 4725    |                |
| 12    | JHARKHAND                 | 4180                                | 98014                   | 9074           | 23044                | 24882         | 159194  |                |
| 13    | KARNATAKA                 | 98425                               | 20131                   | 732            | 13157                | 1813          | 134258  |                |
| 14    | KERALA                    | 10190                               | 39077                   | 1250           | 1247                 | 334           | 52098   |                |
| 15    | MADHYA PRADESH            | 769385                              | 377936                  | 104782         | 4126                 | 68769         | 1324998 |                |
| 16    | MAHARASHTRA               | 1321491                             | 1171927                 | 40819          | 5406                 | 206557        | 2746200 |                |
| 17    | MEGHALAYA                 | 0                                   | 0                       | 0              | 147                  | 0             | 147     |                |
| 18    | MIZORAM                   | 19                                  | 0                       | 0              | 13                   | 2             | 34      |                |
| 19    | NAGALAND                  | 3                                   | 7                       | 0              | 2                    | 0             | 12      |                |
| 20    | ODISHA                    | 33664                               | 154379                  | 8327           | 52382                | 2705          | 251457  |                |
| 21    | PUDUCHERRY                | 37                                  | 0                       | 0              | 0                    | 0             | 37      |                |
| 22    | RAJASTHAN                 | 329758                              | 438642                  | 24092          | 7713                 | 23864         | 824069  |                |
| 23    | TAMIL NADU                | 758087                              | 714118                  | 16119          | 13527                | 28615         | 1530466 |                |
| 24    | TELENGANA                 | 252151                              | 181899                  | 16686          | 282                  | 1456          | 452474  |                |

(In Number)

| S.No. | State         | Number of schemes by lifting Device |                         |                |                      |               |                       | Total (3 to 7) |
|-------|---------------|-------------------------------------|-------------------------|----------------|----------------------|---------------|-----------------------|----------------|
|       |               | Submersible Pump<br>(3)             | Centrifugal Pump<br>(4) | Turbine<br>(5) | Manual/Animal<br>(6) | Others<br>(7) | Total (3 to 7)<br>(8) |                |
| 25    | TRIPURA       | 2                                   | 1                       | 0              | 0                    | 1             | 4                     |                |
| 26    | UTTARAKHAND   | 386                                 | 14                      | 1              | 0                    | 3             | 404                   |                |
| 27    | UTTAR PRADESH | 11337                               | 71087                   | 911            | 272                  | 947           | 84554                 |                |
| 28    | WEST BENGAL   | 2142                                | 5551                    | 863            | 584                  | 1459          | 10599                 |                |
|       | <b>Total</b>  | 4030753                             | 3385451                 | 235795         | 129677               | 375881        | 8157557               |                |

**MINOR IRRIGATION CENSUS (2017-18)**

**TABLE 1.13: DISTRIBUTION OF DUGWELLS (IN USE, TEMPORARILY NOT IN USE) ACCORDING TO SOURCE OF ENERGY**

(In Number)

| S.No. | State                     | Number of schemes by source of energy |                    |                   |                    |                      |               |                       |  | Total (3 to 8) |
|-------|---------------------------|---------------------------------------|--------------------|-------------------|--------------------|----------------------|---------------|-----------------------|--|----------------|
|       |                           | Electric Pump<br>(3)                  | Diesel Pump<br>(4) | Wind mills<br>(5) | Solar pumps<br>(6) | Manual/Animal<br>(7) | Others<br>(8) | Total (3 to 8)<br>(9) |  |                |
| 1     | ANDAMAN & NICOBAR ISLANDS | 909                                   | 59                 | 1                 | 0                  | 1405                 | 4             | 2378                  |  |                |
| 2     | ANDHRA PRADESH            | 90152                                 | 45727              | 101               | 258                | 2658                 | 6720          | 145616                |  |                |
| 3     | ARUNACHAL PRADESH         | 2                                     | 19                 | 0                 | 0                  | 0                    | 0             | 21                    |  |                |
| 4     | ASSAM                     | 8                                     | 27                 | 0                 | 0                  | 0                    | 0             | 35                    |  |                |
| 5     | BIHAR                     | 3575                                  | 11081              | 28                | 10                 | 509                  | 347           | 15550                 |  |                |
| 6     | CHHATISGARH               | 26389                                 | 1685               | 26                | 404                | 2490                 | 354           | 31348                 |  |                |
| 7     | GOA                       | 3251                                  | 174                | 2                 | 2                  | 453                  | 22            | 3904                  |  |                |
| 8     | GUJARAT                   | 365309                                | 721                | 15113             | 1                  | 240                  | 166           | 381550                |  |                |
| 9     | HARYANA                   | 290                                   | 705                | 2                 | 5                  | 0                    | 3             | 1005                  |  |                |
| 10    | HIMACHAL PRADESH          | 390                                   | 11                 | 0                 | 0                  | 16                   | 3             | 420                   |  |                |
| 11    | JAMMU & KASHMIR           | 4712                                  | 8                  | 0                 | 1                  | 4                    | 0             | 4725                  |  |                |
| 12    | JHARKHAND                 | 16864                                 | 106573             | 348               | 666                | 23044                | 11699         | 159194                |  |                |
| 13    | KARNATAKA                 | 119234                                | 1239               | 61                | 59                 | 13157                | 508           | 134258                |  |                |
| 14    | KERALA                    | 48892                                 | 1538               | 33                | 17                 | 1247                 | 371           | 52098                 |  |                |
| 15    | MADHYA PRADESH            | 1246650                               | 61877              | 264               | 730                | 4126                 | 11351         | 1324998               |  |                |
| 16    | MAHARASHTRA               | 2663858                               | 44311              | 4048              | 1538               | 5406                 | 27039         | 2746200               |  |                |
| 17    | MEGHALAYA                 | 0                                     | 0                  | 0                 | 0                  | 147                  | 0             | 147                   |  |                |
| 18    | MIZORAM                   | 21                                    | 0                  | 0                 | 0                  | 13                   | 0             | 34                    |  |                |
| 19    | NAGALAND                  | 1                                     | 3                  | 0                 | 5                  | 2                    | 1             | 12                    |  |                |
| 20    | ODISHA                    | 90687                                 | 104999             | 417               | 256                | 52382                | 2716          | 251457                |  |                |
| 21    | PUDUCHERRY                | 37                                    | 0                  | 0                 | 0                  | 0                    | 0             | 37                    |  |                |
| 22    | RAJASTHAN                 | 558091                                | 255228             | 489               | 936                | 7713                 | 1612          | 824069                |  |                |
| 23    | TAMIL NADU                | 1444946                               | 59936              | 1592              | 385                | 13527                | 10080         | 1530466               |  |                |

(In Number)

| S.No. | State         | Number of schemes by source of energy |                    |                   |                    |                      |               |                       |  |
|-------|---------------|---------------------------------------|--------------------|-------------------|--------------------|----------------------|---------------|-----------------------|--|
|       |               | Electric Pump<br>(3)                  | Diesel Pump<br>(4) | Wind mills<br>(5) | Solar pumps<br>(6) | Manual/Animal<br>(7) | Others<br>(8) | Total (3 to 8)<br>(9) |  |
| 24    | TELENGANA     | 447759                                | 3872               | 283               | 45                 | 282                  | 233           | 452474                |  |
| 25    | TRIPURA       | 2                                     | 1                  | 0                 | 0                  | 0                    | 1             | 4                     |  |
| 26    | UTTARAKHAND   | 399                                   | 3                  | 0                 | 0                  | 0                    | 2             | 404                   |  |
| 27    | UTTAR PRADESH | 8333                                  | 75576              | 80                | 50                 | 272                  | 243           | 84554                 |  |
| 28    | WEST BENGAL   | 3804                                  | 5379               | 52                | 139                | 584                  | 641           | 10599                 |  |
|       | <b>Total</b>  | 7144565                               | 780752             | 22940             | 5507               | 129677               | 74116         | 8157557               |  |

**MINOR IRRIGATION CENSUS (2017-18)**

**TABLE 1.14: DISTRIBUTION OF DUGWELLS (IN USE, TEMPORARILY NOT IN USE) ACCORDING TO HORSE POWER OF LIFTING DEVICES**

| S.No. | State                     | No. of Dugwell by horse power of lifting devices |        |         |        |         |             |                |                             |         |      | Total (9 to 10) |      |
|-------|---------------------------|--|--------|---------|--------|---------|-------------|----------------|-----------------------------|---------|------|-----------------|------|
|       |                           | 0-2 hp   | 2-4 hp | 4-6 hp  | 6-8 hp | 8-10 hp | above 10 hp | Total (3 to 8) | Schemes without horse power | (9)     | (10) |                 | (11) |
| (1)   | (2)                       | (3)  | (4)    | (5)     | (6)    | (7)     | (8)         | (9)            | (10)                        | (11)    |      |                 |      |
| 1     | ANDAMAN & NICOBAR ISLANDS | 746  | 19     | 198     | 1      | 2       | 7           | 973            | 1405                        | 2378    |      |                 |      |
| 2     | ANDHRA PRADESH            | 11532  | 45213  | 66011   | 16287  | 2464    | 1451        | 142958         | 2658                        | 145616  |      |                 |      |
| 3     | ARUNACHAL PRADESH         | 0  | 0      | 14      | 0      | 5       | 2           | 21             | 0                           | 21      |      |                 |      |
| 4     | ASSAM                     | 0  | 0      | 33      | 0      | 1       | 1           | 35             | 0                           | 35      |      |                 |      |
| 5     | BIHAR                     | 2521   | 1916   | 9006    | 736    | 354     | 508         | 15041          | 509                         | 15550   |      |                 |      |
| 6     | CHHATISGARH               | 850  | 353    | 27624   | 1      | 8       | 22          | 28858          | 2490                        | 31348   |      |                 |      |
| 7     | GOA                       | 1749   | 730    | 873     | 49     | 36      | 14          | 3451           | 453                         | 3904    |      |                 |      |
| 8     | GUJARAT                   | 1287   | 89316  | 245714  | 43721  | 1288    | 204         | 381530         | 20                          | 381550  |      |                 |      |
| 9     | HARYANA                   | 2  | 1      | 33      | 340    | 435     | 194         | 1005           | 0                           | 1005    |      |                 |      |
| 10    | HIMACHAL PRADESH          | 71   | 16     | 202     | 74     | 25      | 16          | 404            | 16                          | 420     |      |                 |      |
| 11    | JAMMU & KASHMIR           | 3  | 2      | 4649    | 62     | 2       | 3           | 4721           | 4                           | 4725    |      |                 |      |
| 12    | JHARKHAND                 | 63994  | 11112  | 60216   | 123    | 442     | 263         | 136150         | 23044                       | 159194  |      |                 |      |
| 13    | KARNATAKA                 | 1494   | 369    | 88220   | 19405  | 7685    | 3928        | 121101         | 13157                       | 134258  |      |                 |      |
| 14    | KERALA                    | 34614  | 4860   | 11169   | 61     | 71      | 76          | 50851          | 1247                        | 52098   |      |                 |      |
| 15    | MADHYA PRADESH            | 214301   | 556245 | 499799  | 35867  | 9769    | 4891        | 1320872        | 4126                        | 1324998 |      |                 |      |
| 16    | MAHARASHTRA               | 484  | 932    | 2668337 | 39000  | 10421   | 21620       | 2740794        | 5406                        | 2746200 |      |                 |      |
| 17    | MEGHALAYA                 | 0  | 0      | 0       | 0      | 0       | 0           | 0              | 147                         | 147     |      |                 |      |
| 18    | MIZORAM                   | 3  | 0      | 18      | 0      | 0       | 0           | 21             | 13                          | 34      |      |                 |      |



(In Number)

| S.No. | State         | No. of Dugwell by horse power of lifting devices |         |         |        |         |             |                |                             |         | Total (9 to 10) |
|-------|---------------|--|---------|---------|--------|---------|-------------|----------------|-----------------------------|---------|-----------------|
|       |               | 0-2 hp   | 2-4 hp  | 4-6 hp  | 6-8 hp | 8-10 hp | above 10 hp | Total (3 to 8) | Schemes without horse power | (10)    |                 |
| (1)   | (2)           | (3)  | (4)     | (5)     | (6)    | (7)     | (8)         | (9)            | (10)                        | (11)    |                 |
| 19    | NAGALAND      | 0  | 0       | 9       | 1      | 0       | 0           | 10             | 2                           | 12      |                 |
| 20    | ODISHA        | 64919  | 6623    | 122303  | 1882   | 1149    | 2199        | 199075         | 52382                       | 251457  |                 |
| 21    | PUDUCHERRY    | 0  | 0       | 8       | 24     | 4       | 1           | 37             | 0                           | 37      |                 |
| 22    | RAJASTHAN     | 2385   | 42261   | 383036  | 196746 | 105761  | 86167       | 816356         | 7713                        | 824069  |                 |
| 23    | TAMIL NADU    | 90868  | 321611  | 932881  | 141257 | 21141   | 9187        | 1516945        | 13521                       | 1530466 |                 |
| 24    | TELENGANA     | 1294   | 141672  | 277490  | 30178  | 1240    | 318         | 452192         | 282                         | 452474  |                 |
| 25    | TRIPURA       | 2  | 2       | 0       | 0      | 0       | 0           | 4              | 0                           | 4       |                 |
| 26    | UTTARAKHAND   | 0  | 0       | 264     | 133    | 3       | 4           | 404            | 0                           | 404     |                 |
| 27    | UTTAR PRADESH | 741  | 1847    | 20227   | 57618  | 3444    | 405         | 84282          | 272                         | 84554   |                 |
| 28    | WEST BENGAL   | 9249   | 766     | 0       | 0      | 0       | 0           | 10015          | 584                         | 10599   |                 |
|       | <b>Total</b>  | 503109   | 1225866 | 5418334 | 583566 | 165750  | 131481      | 8028106        | 129451                      | 8157557 |                 |

**MINOR IRRIGATION CENSUS (2017-18)**

**TABLE 1.15: DISTRIBUTION OF DUGWELLS (IN USE, TEMPORARILY NOT IN USE) ACCORDING TO TOTAL PUMPING HOURS OF OPERATION**

(In Number)

| S.No. | State                     | During Kharif Season |             |             |             |              |            | During Rabi Season |          |             |             |             |              |            |                  |
|-------|---------------------------|----------------------|-------------|-------------|-------------|--------------|------------|--------------------|----------|-------------|-------------|-------------|--------------|------------|------------------|
|       |                           | <200 hrs             | 200-400 hrs | 400-600 hrs | 600-800 hrs | 800-1000 hrs | >=1000 hrs | Total (3 to 8)     | <200 hrs | 200-400 hrs | 400-600 hrs | 600-800 hrs | 800-1000 hrs | >=1000 hrs | Total (10 to 15) |
| (1)   | (2)                       | (3)                  | (4)         | (5)         | (6)         | (7)          | (8)        | (9)                | (10)     | (11)        | (12)        | (13)        | (14)         | (15)       | (16)             |
| 1     | ANDAMAN & NICOBAR ISLANDS | 957                  | 11          | 0           | 0           | 0            | 5          | 973                | 751      | 124         | 69          | 13          | 4            | 12         | 973              |
| 2     | ANDHRA PRADESH            | 92704                | 19906       | 11536       | 10563       | 5237         | 3012       | 142958             | 92878    | 22068       | 13873       | 8342        | 4204         | 1593       | 142958           |
| 3     | ARUNACHAL PRADESH         | 3                    | 16          | 1           | 1           | 0            | 0          | 21                 | 20       | 1           | 0           | 0           | 0            | 0          | 21               |
| 4     | ASSAM                     | 25                   | 10          | 0           | 0           | 0            | 0          | 35                 | 26       | 9           | 0           | 0           | 0            | 0          | 35               |
| 5     | BIHAR                     | 10217                | 2526        | 913         | 532         | 438          | 415        | 15041              | 12085    | 1716        | 571         | 433         | 157          | 79         | 15041            |
| 6     | CHHATTISGARH              | 26048                | 1847        | 474         | 314         | 52           | 123        | 28858              | 23781    | 2985        | 919         | 582         | 244          | 347        | 28858            |
| 7     | GOA                       | 3448                 | 2           | 0           | 0           | 0            | 1          | 3451               | 3084     | 284         | 57          | 18          | 5            | 3          | 3451             |
| 8     | GUJARAT                   | 381515               | 9           | 2           | 0           | 0            | 4          | 381530             | 229900   | 138632      | 10559       | 2424        | 5            | 10         | 381530           |
| 9     | HARYANA                   | 24                   | 84          | 731         | 120         | 40           | 6          | 1005               | 187      | 636         | 74          | 12          | 51           | 45         | 1005             |
| 10    | HIMACHAL PRADESH          | 250                  | 77          | 35          | 11          | 10           | 21         | 404                | 242      | 90          | 24          | 29          | 13           | 6          | 404              |
| 11    | JAMMU & KASHMIR           | 955                  | 2278        | 594         | 467         | 139          | 288        | 4721               | 4284     | 428         | 7           | 0           | 0            | 2          | 4721             |
| 12    | JHARKHAND                 | 123570               | 9095        | 1913        | 670         | 427          | 475        | 136150             | 125838   | 7315        | 1787        | 490         | 259          | 461        | 136150           |
| 13    | KARNATAKA                 | 87152                | 22828       | 5869        | 3007        | 801          | 1444       | 121101             | 83890    | 23681       | 8715        | 2802        | 1037         | 976        | 121101           |
| 14    | KERALA                    | 49824                | 710         | 205         | 29          | 17           | 66         | 50851              | 48835    | 1538        | 332         | 82          | 25           | 39         | 50851            |
| 15    | MADHYA PRADESH            | 1238295              | 53781       | 16767       | 7027        | 2793         | 2209       | 1320872            | 502634   | 447819      | 188069      | 99859       | 56432        | 26059      | 1320872          |
| 16    | MAHARASHTRA               | 1468043              | 1077466     | 21799       | 10414       | 1809         | 161263     | 2740794            | 1126973  | 1276968     | 103320      | 51332       | 13286        | 168915     | 2740794          |
| 17    | MIZORAM                   | 20                   | 1           | 0           | 0           | 0            | 0          | 21                 | 21       | 0           | 0           | 0           | 0            | 0          | 21               |
| 18    | NAGALAND                  | 10                   | 0           | 0           | 0           | 0            | 0          | 10                 | 9        | 1           | 0           | 0           | 0            | 0          | 10               |
| 19    | ODISHA                    | 182546               | 13143       | 1707        | 643         | 320          | 716        | 199075             | 164819   | 23620       | 5787        | 1667        | 1084         | 2098       | 199075           |
| 20    | PUDUCHERRY                | 23                   | 10          | 4           | 0           | 0            | 0          | 37                 | 25       | 12          | 0           | 0           | 0            | 0          | 37               |
| 21    | RAJASTHAN                 | 754840               | 42982       | 14904       | 2389        | 557          | 684        | 816356             | 331945   | 173387      | 135923      | 121478      | 33857        | 19766      | 816356           |
| 22    | TAMIL NADU                | 979987               | 288315      | 107059      | 53245       | 34853        | 53486      | 1516945            | 1038820  | 268364      | 103957      | 54437       | 20439        | 30928      | 1516945          |
| 23    | TELENGANA                 | 85659                | 134684      | 94934       | 73448       | 35153        | 28314      | 452192             | 65086    | 109327      | 117305      | 85985       | 38667        | 35822      | 452192           |

(In Number)

| S.No. | State         | During Kharif Season |                |               |               |              |               | During Rabi Season |                |                |               |               |               |               |                  |
|-------|---------------|----------------------|----------------|---------------|---------------|--------------|---------------|--------------------|----------------|----------------|---------------|---------------|---------------|---------------|------------------|
|       |               | <200 hrs             | 200-400 hrs    | 400-600 hrs   | 600-800 hrs   | 800-1000 hrs | >=1000 hrs    | Total (3 to 8)     | <200 hrs       | 200-400 hrs    | 400-600 hrs   | 600-800 hrs   | 800-1000 hrs  | >=1000 hrs    | Total (10 to 15) |
| (1)   | (2)           | (3)                  | (4)            | (5)           | (6)           | (7)          | (8)           | (9)                | (10)           | (11)           | (12)          | (13)          | (14)          | (15)          | (16)             |
| 24    | TRIPURA       | 4                    | 0              | 0             | 0             | 0            | 0             | 4                  | 3              | 1              | 0             | 0             | 0             | 0             | 4                |
| 25    | UTTARAKHAND   | 34                   | 97             | 90            | 154           | 26           | 3             | 404                | 66             | 225            | 104           | 5             | 1             | 3             | 404              |
| 26    | UTTAR PRADESH | 75966                | 7151           | 619           | 262           | 85           | 199           | 84282              | 72192          | 8985           | 1858          | 567           | 331           | 349           | 84282            |
| 27    | WEST BENGAL   | 8329                 | 1633           | 53            | 0             | 0            | 0             | 10015              | 9244           | 771            | 0             | 0             | 0             | 0             | 10015            |
|       | <b>Total</b>  | <b>5570448</b>       | <b>1678662</b> | <b>280209</b> | <b>163296</b> | <b>82757</b> | <b>252734</b> | <b>8028106</b>     | <b>3937638</b> | <b>2508987</b> | <b>693310</b> | <b>430557</b> | <b>170101</b> | <b>287513</b> | <b>8028106</b>   |

**MINOR IRRIGATION CENSUS (2017-18)**

**TABLE 1.16: DISTRIBUTION OF DUGWELLS (IN USE, TEMPORARILY NOT IN USE) ACCORDING TO AVERAGE HOURS OF PUMPING PER DAY**

(In Number)

| S.No. | State                     | During Kharif Season |         |          |           |           |           |                | During Rabi Season |         |          |           |           |           |                  |
|-------|---------------------------|----------------------|---------|----------|-----------|-----------|-----------|----------------|--------------------|---------|----------|-----------|-----------|-----------|------------------|
|       |                           | 0-4 hrs              | 4-8 hrs | 8-12 hrs | 12-16 hrs | 16-20 hrs | 20-24 hrs | Total (3 to 8) | 0-4 hrs            | 4-8 hrs | 8-12 hrs | 12-16 hrs | 16-20 hrs | 20-24 hrs | Total (10 to 15) |
| (1)   | (2)                       | (3)                  | (4)     | (5)      | (6)       | (7)       | (8)       | (9)            | (10)               | (11)    | (12)     | (13)      | (14)      | (15)      | (16)             |
| 1     | ANDAMAN & NICOBAR ISLANDS | 838                  | 79      | 51       | 5         | 0         | 0         | 973            | 724                | 196     | 38       | 3         | 4         | 8         | 973              |
| 2     | ANDHRA PRADESH            | 71511                | 58925   | 9886     | 1440      | 145       | 951       | 142958         | 69232              | 60929   | 9920     | 1668      | 193       | 1016      | 142958           |
| 3     | ARUNACHAL PRADESH         | 2                    | 18      | 1        | 0         | 0         | 0         | 21             | 19                 | 2       | 0        | 0         | 0         | 0         | 21               |
| 4     | ASSAM                     | 16                   | 19      | 0        | 0         | 0         | 0         | 35             | 18                 | 15      | 2        | 0         | 0         | 0         | 35               |
| 5     | BIHAR                     | 3301                 | 5389    | 4174     | 1331      | 458       | 388       | 15041          | 4861               | 5754    | 3092     | 892       | 293       | 149       | 15041            |
| 6     | CHHATTISGARH              | 22924                | 3356    | 1971     | 379       | 153       | 75        | 28858          | 17895              | 7053    | 2778     | 745       | 198       | 189       | 28858            |
| 7     | GOA                       | 3445                 | 6       | 0        | 0         | 0         | 0         | 3451           | 3358               | 89      | 1        | 2         | 0         | 1         | 3451             |
| 8     | GUJARAT                   | 190200               | 191315  | 12       | 2         | 0         | 1         | 381530         | 121540             | 259731  | 252      | 1         | 1         | 5         | 381530           |
| 9     | HARYANA                   | 2                    | 190     | 677      | 129       | 2         | 5         | 1005           | 61                 | 645     | 219      | 80        | 0         | 0         | 1005             |
| 10    | HIMACHAL PRADESH          | 114                  | 163     | 112      | 9         | 5         | 1         | 404            | 84                 | 187     | 121      | 9         | 3         | 0         | 404              |
| 11    | JAMMU & KASHMIR           | 828                  | 2257    | 951      | 469       | 198       | 18        | 4721           | 2938               | 1131    | 616      | 29        | 2         | 5         | 4721             |
| 12    | JHARKHAND                 | 66995                | 53006   | 9816     | 3667      | 1768      | 898       | 136150         | 72417              | 51407   | 8099     | 1890      | 1513      | 824       | 136150           |
| 13    | KARNATAKA                 | 75163                | 39799   | 4938     | 875       | 240       | 86        | 121101         | 75250              | 42238   | 2861     | 464       | 132       | 156       | 121101           |
| 14    | KERALA                    | 49869                | 823     | 73       | 17        | 1         | 68        | 50851          | 49106              | 1597    | 122      | 11        | 0         | 15        | 50851            |
| 15    | MADHYA PRADESH            | 1060163              | 173989  | 74613    | 8720      | 1516      | 1871      | 1320872        | 203686             | 690806  | 388385   | 27636     | 4110      | 6049      | 1320872          |
| 16    | MAHARASHTRA               | 753788               | 1688208 | 119920   | 174114    | 1274      | 3490      | 2740794        | 472520             | 1823078 | 257037   | 23351     | 162030    | 2778      | 2740794          |
| 17    | MIZORAM                   | 20                   | 0       | 0        | 0         | 0         | 1         | 21             | 13                 | 7       | 1        | 0         | 0         | 0         | 21               |
| 18    | NAGALAND                  | 9                    | 1       | 0        | 0         | 0         | 0         | 10             | 9                  | 1       | 0        | 0         | 0         | 0         | 10               |
| 19    | ODISHA                    | 138158               | 50306   | 7405     | 2118      | 342       | 746       | 199075         | 122605             | 60810   | 10338    | 3301      | 759       | 1262      | 199075           |
| 20    | PUDUCHERRY                | 0                    | 30      | 7        | 0         | 0         | 0         | 37             | 2                  | 33      | 1        | 1         | 0         | 0         | 37               |
| 21    | RAJASTHAN                 | 681391               | 128355  | 5983     | 438       | 49        | 140       | 816356         | 139184             | 579713  | 83739    | 11138     | 1304      | 1278      | 816356           |

(In Number)

| S.No. | State         | During Kharif Season |         |          |           |           |           |                | During Rabi Season |         |          |           |           |           |                  |
|-------|---------------|----------------------|---------|----------|-----------|-----------|-----------|----------------|--------------------|---------|----------|-----------|-----------|-----------|------------------|
|       |               | 0-4 hrs              | 4-8 hrs | 8-12 hrs | 12-16 hrs | 16-20 hrs | 20-24 hrs | Total (3 to 8) | 0-4 hrs            | 4-8 hrs | 8-12 hrs | 12-16 hrs | 16-20 hrs | 20-24 hrs | Total (10 to 15) |
| (1)   | (2)           | (3)                  | (4)     | (5)      | (6)       | (7)       | (8)       | (9)            | (10)               | (11)    | (12)     | (13)      | (14)      | (15)      | (16)             |
| 22    | TAMIL NADU    | 1140942              | 264117  | 64379    | 32294     | 3309      | 11904     | 1516945        | 1151152            | 277944  | 50067    | 24919     | 2696      | 10167     | 1516945          |
| 23    | TELENGANA     | 127171               | 252885  | 56859    | 12133     | 1791      | 1353      | 452192         | 111157             | 255164  | 61621    | 20021     | 2066      | 2163      | 452192           |
| 24    | TRIPURA       | 3                    | 1       | 0        | 0         | 0         | 0         | 4              | 2                  | 2       | 0        | 0         | 0         | 0         | 4                |
| 25    | UTTARAKHAND   | 21                   | 56      | 310      | 14        | 1         | 2         | 404            | 22                 | 207     | 163      | 9         | 0         | 3         | 404              |
| 26    | UTTAR PRADESH | 43212                | 30271   | 8936     | 1116      | 353       | 394       | 84282          | 25986              | 45533   | 10057    | 1496      | 584       | 626       | 84282            |
| 27    | WEST BENGAL   | 1754                 | 7803    | 458      | 0         | 0         | 0         | 10015          | 1628               | 7633    | 754      | 0         | 0         | 0         | 10015            |
|       | <b>Total</b>  | 4431840              | 2951367 | 371632   | 239270    | 11605     | 22392     | 8028106        | 2645469            | 4171905 | 890284   | 117866    | 175888    | 26694     | 8028106          |

**MINOR IRRIGATION CENSUS (2017-18)**

**TABLE 1.17: DISTRIBUTION OF DUGWELLS ACCORDING TO DEPTH**

(In Number)

| S.No. | State                     | No. by the depth of dugwell |                     |                     |                     |                |     | Total (3 to 7) |
|-------|---------------------------|-----------------------------|---------------------|---------------------|---------------------|----------------|-----|----------------|
|       |                           | 0 to 20 mts<br>(3)          | 20 to 40 mts<br>(4) | 40 to 60 mts<br>(5) | 60 to 70 mts<br>(6) | >70 mts<br>(7) | (8) |                |
| 1     | ANDAMAN & NICOBAR ISLANDS | 2415                        | 14                  | 0                   | 0                   | 0              | 0   | 2429           |
| 2     | ANDHRA PRADESH            | 165135                      | 6113                | 6                   | 0                   | 47             | 0   | 171301         |
| 3     | ARUNACHAL PRADESH         | 23                          | 2                   | 0                   | 0                   | 0              | 0   | 25             |
| 4     | ASSAM                     | 10                          | 27                  | 0                   | 0                   | 1              | 0   | 38             |
| 5     | BIHAR                     | 10503                       | 4211                | 1207                | 1                   | 4              | 0   | 15926          |
| 6     | CHHATISGARH               | 29529                       | 1396                | 334                 | 38                  | 117            | 0   | 31414          |
| 7     | GOA                       | 3913                        | 14                  | 4                   | 0                   | 1              | 0   | 3932           |
| 8     | GUJARAT                   | 367222                      | 3911                | 5189                | 3420                | 2544           | 0   | 382286         |
| 9     | HARYANA                   | 469                         | 349                 | 178                 | 2                   | 7              | 0   | 1005           |
| 10    | HIMACHAL PRADESH          | 296                         | 83                  | 47                  | 0                   | 5              | 0   | 431            |
| 11    | JAMMU & KASHMIR           | 3791                        | 897                 | 37                  | 0                   | 0              | 0   | 4725           |
| 12    | JHARKHAND                 | 153926                      | 5896                | 241                 | 1                   | 13             | 0   | 160077         |
| 13    | KARNATAKA                 | 73624                       | 55112               | 5796                | 24                  | 47             | 0   | 134603         |
| 14    | KERALA                    | 51475                       | 570                 | 62                  | 9                   | 19             | 0   | 52135          |
| 15    | MADHYA PRADESH            | 1155673                     | 165339              | 12468               | 470                 | 2732           | 0   | 1336682        |
| 16    | MAHARASHTRA               | 2398403                     | 196101              | 145207              | 1070                | 8307           | 0   | 2749088        |
| 17    | MEGHALAYA                 | 149                         | 0                   | 0                   | 0                   | 0              | 0   | 149            |
| 18    | MIZORAM                   | 24                          | 9                   | 1                   | 0                   | 0              | 0   | 34             |
| 19    | NAGALAND                  | 11                          | 0                   | 1                   | 0                   | 0              | 0   | 12             |
| 20    | ODISHA                    | 254960                      | 8487                | 1503                | 367                 | 237            | 0   | 265554         |
| 21    | PUDUCHERRY                | 9                           | 5                   | 23                  | 0                   | 0              | 0   | 37             |
| 22    | RAJASTHAN                 | 389110                      | 363503              | 51215               | 9660                | 21353          | 0   | 834841         |
| 23    | TAMIL NADU                | 1145831                     | 347497              | 80159               | 333                 | 3378           | 0   | 1577198        |

(In Number)

| S.No. | State         | No. by the depth of dugwell |                     |                     |                     |                |                       |
|-------|---------------|-----------------------------|---------------------|---------------------|---------------------|----------------|-----------------------|
|       |               | 0 to 20 mts<br>(3)          | 20 to 40 mts<br>(4) | 40 to 60 mts<br>(5) | 60 to 70 mts<br>(6) | >70 mts<br>(7) | Total (3 to 7)<br>(8) |
| 24    | TELENGANA     | 349468                      | 95259               | 11865               | 350                 | 842            | 457784                |
| 25    | TRIPURA       | 4                           | 0                   | 0                   | 0                   | 0              | 4                     |
| 26    | UTTARAKHAND   | 180                         | 189                 | 7                   | 0                   | 35             | 411                   |
| 27    | UTTAR PRADESH | 78535                       | 5649                | 747                 | 60                  | 233            | 85224                 |
| 28    | WEST BENGAL   | 11080                       | 0                   | 0                   | 0                   | 0              | 11080                 |
|       | <b>Total</b>  | 6645768                     | 1260633             | 316297              | 15805               | 39922          | 8278425               |

**MINOR IRRIGATION CENSUS (2017-18)**

**TABLE 1.18: DISTRIBUTION OF DUGWELLS IN AND OUTSIDE THE COMMAND OF MAJOR/MEDIUM PROJECTS**

(In Number)

| S.No. | State                     | Outside command | No. of Dug wells inside the command area - by reasons               |  |   |                      |                       | Total (3+8) |
|-------|---------------------------|-----------------|---|--|---|----------------------|-----------------------|-------------|
|       |                           |                 | (4)<br>Water not available up to the field from major/medium scheme | (5)<br>Water available but not adequate for irrigation | (6)<br>Water available but not useable for irrigation | (7)<br>Other reasons | (8)<br>Total (4 to 7) |             |
| (1)   | (2)                       | (3)             | (4)   | (5)  | (6)   | (7)                  | (8)                   | (9)         |
| 1     | ANDAMAN & NICOBAR ISLANDS | 2429            | 0   | 0  | 0   | 0                    | 0                     | 2429        |
| 2     | ANDHRA PRADESH            | 149767          | 10829   | 6105   | 355   | 4245                 | 21534                 | 171301      |
| 3     | ARUNACHAL PRADESH         | 25              | 0   | 0  | 0   | 0                    | 0                     | 25          |
| 4     | ASSAM                     | 35              | 0   | 0  | 1   | 2                    | 3                     | 38          |
| 5     | BIHAR                     | 15743           | 46  | 36   | 4   | 97                   | 183                   | 15926       |
| 6     | CHHATISGARH               | 30852           | 129   | 198  | 3   | 232                  | 562                   | 31414       |
| 7     | GOA                       | 3816            | 88  | 23   | 0   | 5                    | 116                   | 3932        |
| 8     | GUJARAT                   | 355736          | 16627   | 14   | 1   | 9908                 | 26550                 | 382286      |
| 9     | HARYANA                   | 963             | 1   | 8  | 0   | 33                   | 42                    | 1005        |
| 10    | HIMACHAL PRADESH          | 430             | 0   | 1  | 0   | 0                    | 1                     | 431         |
| 11    | JAMMU & KASHMIR           | 4724            | 1   | 0  | 0   | 0                    | 1                     | 4725        |
| 12    | JHARKHAND                 | 159766          | 48  | 137  | 1   | 125                  | 311                   | 160077      |
| 13    | KARNATAKA                 | 133253          | 163   | 634  | 2   | 551                  | 1350                  | 134603      |
| 14    | KERALA                    | 49529           | 1323  | 948  | 74  | 261                  | 2606                  | 52135       |
| 15    | MADHYA PRADESH            | 996294          | 815   | 335791   | 108   | 3674                 | 340388                | 1336682     |
| 16    | MAHARASHTRA               | 2545463         | 123   | 218  | 3   | 203281               | 203625                | 2749088     |
| 17    | MEGHALAYA                 | 149             | 0   | 0  | 0   | 0                    | 0                     | 149         |
| 18    | MIZORAM                   | 34              | 0   | 0  | 0   | 0                    | 0                     | 34          |
| 19    | NAGALAND                  | 12              | 0   | 0  | 0   | 0                    | 0                     | 12          |
| 20    | ODISHA                    | 255983          | 4263  | 2148   | 256   | 2904                 | 9571                  | 265554      |
| 21    | PUDUCHERRY                | 37              | 0   | 0  | 0   | 0                    | 0                     | 37          |



(In Number)

| S.No. | State         | Outside command | No. of Dug wells inside the command area - by reasons        |   |  |               |                | Total (3+8) |
|-------|---------------|-----------------|--|---|--|---------------|----------------|-------------|
|       |               |                 | Water not available up to the field from major/medium scheme | Water available but not adequate for irrigation | Water available but not useable for irrigation | Other reasons | Total (4 to 7) |             |
| (1)   | (2)           | (3)             | (4)  | (5)   | (6)  | (7)           | (8)            | (9)         |
| 22    | RAJASTHAN     | 795574          | 13465  | 18951   | 224  | 6627          | 39267          | 834841      |
| 23    | TAMIL NADU    | 1528989         | 7823   | 28925   | 2017   | 9444          | 48209          | 1577198     |
| 24    | TELENGANA     | 347754          | 32631  | 63905   | 653  | 12841         | 110030         | 457784      |
| 25    | TRIPURA       | 4               | 0  | 0   | 0  | 0             | 0              | 4           |
| 26    | UTTARAKHAND   | 411             | 0  | 0   | 0  | 0             | 0              | 411         |
| 27    | UTTAR PRADESH | 82504           | 2156   | 90  | 30   | 443           | 2719           | 85223       |
| 28    | WEST BENGAL   | 11059           | 0  | 0   | 0  | 21            | 21             | 11080       |
|       | <b>Total</b>  | 7471335         | 90531  | 458132  | 3732   | 254694        | 807089         | 8278424     |

**MINOR IRRIGATION CENSUS (2017-18)**

**TABLE 1.19.1: CCA AND SEASON WISE POTENTIAL CREATED THROUGH ALL DUGWELLS**

(In Hectares)

| S.No. | State                     | Culturable<br>Command Area<br>(3) | Irrigation potential created |             |                  |              | Total (4 to 7)<br>(8) |
|-------|---------------------------|-----------------------------------|------------------------------|-------------|------------------|--------------|-----------------------|
|       |                           |                                   | Kharif<br>(4)                | Rabi<br>(5) | Perennial<br>(6) | Other<br>(7) |                       |
| 1     | ANDAMAN & NICOBAR ISLANDS | 2364.05                           | 848.35                       | 954.06      | 660.86           | 166.32       | 2629.59               |
| 2     | ANDHRA PRADESH            | 145060.58                         | 95682.48                     | 76675.45    | 15165.99         | 2339.03      | 189862.95             |
| 3     | ARUNACHAL PRADESH         | 742.00                            | 567.00                       | 250.00      | 20.00            | 30.00        | 867.00                |
| 4     | ASSAM                     | 385.99                            | 307.00                       | 191.69      | 0.00             | 62.80        | 561.49                |
| 5     | BIHAR                     | 97953.92                          | 68604.09                     | 57065.72    | 4007.79          | 4920.90      | 134598.50             |
| 6     | CHHATISGARH               | 30111.16                          | 14078.55                     | 20355.90    | 228.03           | 57.60        | 34720.08              |
| 7     | GOA                       | 3068.78                           | 20.06                        | 482.06      | 2429.79          | 151.63       | 3083.54               |
| 8     | GUJARAT                   | 327227.78                         | 273658.69                    | 273432.13   | 3683.60          | 116.06       | 550890.48             |
| 9     | HARYANA                   | 5085.73                           | 4948.71                      | 4923.13     | 2.00             | 1.00         | 9874.84               |
| 10    | HIMACHAL PRADESH          | 868.31                            | 782.97                       | 825.96      | 3.24             | 1.79         | 1613.96               |
| 11    | JAMMU & KASHMIR           | 4606.06                           | 4572.07                      | 4365.53     | 0.00             | 1.00         | 8938.60               |
| 12    | JHARKHAND                 | 245820.10                         | 170232.45                    | 82324.03    | 10528.84         | 10814.68     | 273900.00             |
| 13    | KARNATAKA                 | 162934.25                         | 125194.48                    | 31478.15    | 12823.21         | 15210.86     | 184706.70             |
| 14    | KERALA                    | 26660.28                          | 3045.34                      | 3910.61     | 17600.34         | 3154.48      | 27710.77              |
| 15    | MADHYA PRADESH            | 3364760.74                        | 665381.64                    | 3047036.69  | 32851.57         | 59262.55     | 3804532.45            |
| 16    | MAHARASHTRA               | 5179977.62                        | 2804303.08                   | 2240501.60  | 521179.55        | 40577.23     | 5606561.46            |
| 17    | MEGHALAYA                 | 0.00                              | 0.00                         | 0.00        | 0.00             | 0.00         | 0.00                  |
| 18    | MIZORAM                   | 18.90                             | 17.00                        | 2.10        | 0.00             | 0.00         | 19.10                 |
| 19    | NAGALAND                  | 25.00                             | 20.00                        | 17.00       | 0.00             | 0.00         | 37.00                 |
| 20    | ODISHA                    | 224226.76                         | 189687.32                    | 122718.87   | 563.14           | 329.70       | 313299.03             |
| 21    | PUDUCHERRY                | 23.07                             | 14.17                        | 14.17       | 8.90             | 0.00         | 37.24                 |
| 22    | RAJASTHAN                 | 2796091.79                        | 419561.16                    | 2576553.49  | 7187.41          | 66415.02     | 3069717.08            |
| 23    | TAMIL NADU                | 4017726.87                        | 2198802.26                   | 1100661.68  | 643041.44        | 243253.69    | 4185759.07            |
| 24    | TELENGANA                 | 377155.20                         | 337286.50                    | 259924.49   | 4867.88          | 2810.54      | 604889.41             |
| 25    | TRIPURA                   | 6.16                              | 3.65                         | 4.60        | 0.00             | 0.00         | 8.25                  |

(In Hectares)

| S.No. | State         | Culturable<br>Command Area<br>(3) | Irrigation potential created |             |                  |              | Total (4 to 7)<br>(8) |
|-------|---------------|-----------------------------------|------------------------------|-------------|------------------|--------------|-----------------------|
|       |               |                                   | Kharif<br>(4)                | Rabi<br>(5) | Perennial<br>(6) | Other<br>(7) |                       |
| 26    | UTTARAKHAND   | 1349.00                           | 1045.84                      | 1003.43     | 74.28            | 30.65        | 2154.20               |
| 27    | UTTAR PRADESH | 247746.29                         | 116710.79                    | 145372.38   | 29976.47         | 29701.68     | 321761.32             |
| 28    | WEST BENGAL   | 23885.70                          | 14386.46                     | 13929.06    | 2203.34          | 6901.49      | 37420.35              |
|       | <b>Total</b>  | 17285882.09                       | 7509762.11                   | 10064973.98 | 1309107.67       | 486310.70    | 19370154.46           |

**MINOR IRRIGATION CENSUS (2017-18)**

**TABLE 1.19.2: CCA AND SEASON WISE POTENTIAL CREATED THROUGH DUGWELLS [IN USE]**

(In Hectares)

| S.No. | State                     | Culturable<br>Command Area<br>(3) | Irrigation potential created |             |                  |              |            | Total (4 to 7)<br>(8) |
|-------|---------------------------|-----------------------------------|------------------------------|-------------|------------------|--------------|------------|-----------------------|
|       |                           |                                   | Kharif<br>(4)                | Rabi<br>(5) | Perennial<br>(6) | Other<br>(7) |            |                       |
| 1     | ANDAMAN & NICOBAR ISLANDS | 2255.48                           | 805.95                       | 920.59      | 644.31           | 148.07       | 2518.92    |                       |
| 2     | ANDHRA PRADESH            | 93618.21                          | 63479.57                     | 51404.03    | 9158.34          | 1238.97      | 125280.91  |                       |
| 3     | ARUNACHAL PRADESH         | 312.00                            | 197.00                       | 133.00      | 15.00            | 25.00        | 370.00     |                       |
| 4     | ASSAM                     | 145.09                            | 91.10                        | 65.79       | 0.00             | 0.70         | 157.59     |                       |
| 5     | BIHAR                     | 96593.61                          | 67882.82                     | 56613.75    | 3822.91          | 4765.63      | 133085.11  |                       |
| 6     | CHHATTISGARH              | 29919.94                          | 13945.73                     | 20268.33    | 228.03           | 57.60        | 34499.69   |                       |
| 7     | GOA                       | 3037.77                           | 20.06                        | 474.58      | 2406.66          | 151.23       | 3052.53    |                       |
| 8     | GUJARAT                   | 323977.62                         | 270908.43                    | 270851.29   | 3682.23          | 114.62       | 545556.57  |                       |
| 9     | HARYANA                   | 5085.73                           | 4948.71                      | 4923.13     | 2.00             | 1.00         | 9874.84    |                       |
| 10    | HIMACHAL PRADESH          | 864.56                            | 779.67                       | 822.21      | 3.24             | 1.79         | 1606.91    |                       |
| 11    | JAMMU & KASHMIR           | 4599.26                           | 4565.27                      | 4361.03     | 0.00             | 1.00         | 8927.30    |                       |
| 12    | JHARKHAND                 | 244499.35                         | 169404.15                    | 81813.43    | 10420.53         | 10724.46     | 272362.57  |                       |
| 13    | KARNATAKA                 | 162545.81                         | 124943.84                    | 31394.61    | 12725.98         | 15164.08     | 184228.51  |                       |
| 14    | KERALA                    | 26536.50                          | 3025.41                      | 3892.34     | 17525.77         | 3141.84      | 27585.36   |                       |
| 15    | MADHYA PRADESH            | 3341339.24                        | 658601.09                    | 3027550.04  | 32285.12         | 58429.33     | 3776865.58 |                       |
| 16    | MAHARASHTRA               | 5165658.87                        | 2795559.81                   | 2234985.52  | 519506.19        | 40420.78     | 5590472.30 |                       |
| 17    | MEGHALAYA                 | 0.00                              | 0.00                         | 0.00        | 0.00             | 0.00         | 0.00       |                       |
| 18    | MIZORAM                   | 17.70                             | 16.00                        | 1.90        | 0.00             | 0.00         | 17.90      |                       |
| 19    | NAGALAND                  | 25.00                             | 20.00                        | 17.00       | 0.00             | 0.00         | 37.00      |                       |
| 20    | ODISHA                    | 207638.70                         | 175375.21                    | 115989.08   | 509.91           | 299.69       | 292173.89  |                       |
| 21    | PUDUCHERRY                | 23.07                             | 14.17                        | 14.17       | 8.90             | 0.00         | 37.24      |                       |
| 22    | RAJASTHAN                 | 2748043.16                        | 410565.77                    | 2533854.64  | 6935.27          | 65622.95     | 3016978.63 |                       |
| 23    | TAMIL NADU                | 3814464.85                        | 2073771.05                   | 1054114.39  | 613913.13        | 236480.74    | 3978279.31 |                       |
| 24    | TELENGANA                 | 371703.62                         | 332683.33                    | 256791.83   | 4852.18          | 2681.23      | 597008.57  |                       |
| 25    | TRIPURA                   | 6.16                              | 3.65                         | 4.60        | 0.00             | 0.00         | 8.25       |                       |

(In Hectares)

| S.No. | State         | Culturable<br>Command Area | Irrigation potential created |                   |                   |                  |                       |
|-------|---------------|----------------------------|------------------------------|-------------------|-------------------|------------------|-----------------------|
|       |               |                            | Kharif<br>(4)                | Rabi<br>(5)       | Perennial<br>(6)  | Other<br>(7)     | Total (4 to 7)<br>(8) |
| 26    | UTTARAKHAND   | 1274.65                    | 981.94                       | 936.53            | 74.28             | 30.65            | 2023.40               |
| 27    | UTTAR PRADESH | 246611.03                  | 115969.96                    | 144569.55         | 29939.32          | 29665.63         | 320144.46             |
| 28    | WEST BENGAL   | 19533.19                   | 11786.11                     | 11345.16          | 1893.12           | 5722.74          | 30747.13              |
|       | <b>Total</b>  | <b>16910330.17</b>         | <b>7300345.80</b>            | <b>9908112.52</b> | <b>1270552.42</b> | <b>474889.73</b> | <b>18953900.47</b>    |

**MINOR IRRIGATION CENSUS (2017-18)**

**TABLE 1.19.3: CCA AND SEASON WISE POTENTIAL CREATED THROUGH DUGWELLS [TEMPORARILY NOT IN USE]**  
(In Hectares)

| S.No. | State                     | Culturable Command Area | Irrigation potential created |           |               |           |           | Total (4 to 7) |
|-------|---------------------------|-------------------------|------------------------------|-----------|---------------|-----------|-----------|----------------|
|       |                           |                         | Kharif (4)                   | Rabi (5)  | Perennial (6) | Other (7) | Total (8) |                |
| 1     | ANDAMAN & NICOBAR ISLANDS | 94.17                   | 37.80                        | 27.62     | 13.65         | 16.70     | 95.77     |                |
| 2     | ANDHRA PRADESH            | 29352.47                | 17902.94                     | 13807.49  | 3774.21       | 641.23    | 36125.87  |                |
| 3     | ARUNACHAL PRADESH         | 240.00                  | 200.00                       | 77.00     | 5.00          | 5.00      | 287.00    |                |
| 4     | ASSAM                     | 158.50                  | 139.20                       | 120.20    | 0.00          | 62.10     | 321.50    |                |
| 5     | BIHAR                     | 952.06                  | 438.14                       | 336.65    | 165.88        | 148.27    | 1088.94   |                |
| 6     | CHHATISGARH               | 153.00                  | 99.83                        | 76.09     | 0.00          | 0.00      | 175.92    |                |
| 7     | GOA                       | 29.20                   | 0.00                         | 6.90      | 21.90         | 0.40      | 29.20     |                |
| 8     | GUJARAT                   | 2519.41                 | 2104.10                      | 2107.39   | 1.12          | 1.39      | 4214.00   |                |
| 9     | HIMACHAL PRADESH          | 1.75                    | 1.30                         | 1.75      | 0.00          | 0.00      | 3.05      |                |
| 10    | JAMMU & KASHMIR           | 6.80                    | 6.80                         | 4.50      | 0.00          | 0.00      | 11.30     |                |
| 11    | JHARKHAND                 | 1118.84                 | 708.21                       | 439.83    | 75.76         | 60.83     | 1284.63   |                |
| 12    | KARNATAKA                 | 192.57                  | 147.18                       | 64.83     | 22.35         | 31.49     | 265.85    |                |
| 13    | KERALA                    | 104.42                  | 14.52                        | 12.56     | 67.82         | 10.62     | 105.52    |                |
| 14    | MADHYA PRADESH            | 13912.13                | 3897.10                      | 11639.30  | 294.53        | 539.15    | 16370.08  |                |
| 15    | MAHARASHTRA               | 11311.57                | 6651.20                      | 4476.11   | 1254.70       | 130.56    | 12512.57  |                |
| 16    | MEGHALAYA                 | 0.00                    | 0.00                         | 0.00      | 0.00          | 0.00      | 0.00      |                |
| 17    | MIZORAM                   | 1.20                    | 1.00                         | 0.20      | 0.00          | 0.00      | 1.20      |                |
| 18    | ODISHA                    | 8318.13                 | 7366.76                      | 3178.67   | 50.57         | 27.46     | 10623.46  |                |
| 19    | RAJASTHAN                 | 33304.61                | 6431.91                      | 29506.92  | 190.41        | 720.19    | 36849.43  |                |
| 20    | TAMIL NADU                | 137788.92               | 76512.20                     | 34163.11  | 24842.16      | 5895.25   | 141412.72 |                |
| 21    | TELENGANA                 | 3023.03                 | 2617.34                      | 1838.68   | 6.34          | 96.96     | 4559.32   |                |
| 22    | UTTARAKHAND               | 60.30                   | 49.90                        | 52.90     | 0.00          | 0.00      | 102.80    |                |
| 23    | UTTAR PRADESH             | 1059.90                 | 709.45                       | 760.45    | 35.15         | 33.05     | 1538.10   |                |
| 24    | WEST BENGAL               | 3415.51                 | 2043.39                      | 2116.22   | 234.69        | 964.57    | 5358.87   |                |
|       | <b>Total</b>              | 247118.49               | 128080.27                    | 104815.37 | 31056.24      | 9385.22   | 273337.10 |                |

**MINOR IRRIGATION CENSUS (2017-18)**

**TABLE 1.19.4: CCA AND SEASON WISE POTENTIAL CREATED THROUGH DUGWELLS [PERMANENTLY NOT IN USE]**

(In Hectares)

| S.No. | State                     | Culturable Command Area<br>(3) | Irrigation potential created |             |                  |              | Total (4 to 7)<br>(8) |
|-------|---------------------------|--------------------------------|------------------------------|-------------|------------------|--------------|-----------------------|
|       |                           |                                | Kharif<br>(4)                | Rabi<br>(5) | Perennial<br>(6) | Other<br>(7) |                       |
| 1     | ANDAMAN & NICOBAR ISLANDS | 14.40                          | 4.60                         | 5.85        | 2.90             | 1.55         | 14.90                 |
| 2     | ANDHRA PRADESH            | 22089.90                       | 14299.97                     | 11463.93    | 2233.44          | 458.83       | 28456.17              |
| 3     | ARUNACHAL PRADESH         | 190.00                         | 170.00                       | 40.00       | 0.00             | 0.00         | 210.00                |
| 4     | ASSAM                     | 82.40                          | 76.70                        | 5.70        | 0.00             | 0.00         | 82.40                 |
| 5     | BIHAR                     | 408.25                         | 283.13                       | 115.32      | 19.00            | 7.00         | 424.45                |
| 6     | CHHATISGARH               | 38.22                          | 32.99                        | 11.48       | 0.00             | 0.00         | 44.47                 |
| 7     | GOA                       | 1.81                           | 0.00                         | 0.58        | 1.23             | 0.00         | 1.81                  |
| 8     | GUJARAT                   | 730.75                         | 646.16                       | 473.45      | 0.25             | 0.05         | 1119.91               |
| 9     | HIMACHAL PRADESH          | 2.00                           | 2.00                         | 2.00        | 0.00             | 0.00         | 4.00                  |
| 10    | JHARKHAND                 | 201.91                         | 120.09                       | 70.77       | 32.55            | 29.39        | 252.80                |
| 11    | KARNATAKA                 | 195.87                         | 103.46                       | 18.71       | 74.88            | 15.29        | 212.34                |
| 12    | KERALA                    | 19.36                          | 5.41                         | 5.71        | 6.75             | 2.02         | 19.89                 |
| 13    | MADHYA PRADESH            | 9509.37                        | 2883.45                      | 7847.35     | 271.92           | 294.07       | 11296.79              |
| 14    | MAHARASHTRA               | 3007.18                        | 2092.07                      | 1039.97     | 418.66           | 25.89        | 3576.59               |
| 15    | MEGHALAYA                 | 0.00                           | 0.00                         | 0.00        | 0.00             | 0.00         | 0.00                  |
| 16    | ODISHA                    | 8269.93                        | 6945.35                      | 3551.12     | 2.66             | 2.55         | 10501.68              |
| 17    | RAJASTHAN                 | 14744.02                       | 2563.48                      | 13191.93    | 61.73            | 71.88        | 15889.02              |
| 18    | TAMIL NADU                | 65473.10                       | 48519.01                     | 12384.18    | 4286.15          | 877.70       | 66067.04              |
| 19    | TELENGANA                 | 2428.55                        | 1985.83                      | 1293.98     | 9.36             | 32.35        | 3321.52               |
| 20    | UTTARAKHAND               | 14.05                          | 14.00                        | 14.00       | 0.00             | 0.00         | 28.00                 |
| 21    | UTTAR PRADESH             | 75.36                          | 31.38                        | 42.38       | 2.00             | 3.00         | 78.76                 |
| 22    | WEST BENGAL               | 937.00                         | 556.96                       | 467.68      | 75.53            | 214.18       | 1314.35               |
|       | <b>Total</b>              | 128433.43                      | 81336.04                     | 52046.09    | 7499.01          | 2035.75      | 142916.89             |

**MINOR IRRIGATION CENSUS (2017-18)**

**TABLE 1.20.1: SEASON WISE POTENTIAL UTILISED THROUGH DUGWELLS- ALL SCHEMES**

(In Hectares)

| S.No. | State                     | Area Irrigated during 2017-2018        |             |                  |               |                   |                |                 |                   |                |                    |                  |               |                     |                  |                 |
|-------|---------------------------|--|-------------|------------------|---------------|-------------------|----------------|-----------------|-------------------|----------------|--------------------|------------------|---------------|---------------------|------------------|-----------------|
|       |                           | Inside Command of Major/Medium Project |             |                  |               |                   |                | Outside Command |                   |                |                    |                  |               | Total               |                  |                 |
|       |                           | Khharif<br>(3)                         | Rabi<br>(4) | Perennial<br>(5) | Others<br>(6) | Total<br>(3 to 6) | Khharif<br>(8) | Rabi<br>(9)     | Perennial<br>(10) | Others<br>(11) | Total<br>(8 to 11) | Khharif<br>(3+8) | Rabi<br>(4+9) | Perennial<br>(5+10) | Others<br>(6+11) | Total<br>(7+12) |
| (1)   | (2)                       | (3)                                    | (4)         | (5)              | (6)           | (7)               | (8)            | (9)             | (10)              | (11)           | (12)               | (13)             | (14)          | (15)                | (16)             | (17)            |
| 1     | ANDAMAN & NICOBAR ISLANDS | 0.00                                   | 0.00        | 0.00             | 0.00          | 0.00              | 331.59         | 459.60          | 306.69            | 64.94          | 1162.82            | 331.59           | 459.60        | 306.69              | 64.94            | 1162.82         |
| 2     | ANDHRA PRADESH            | 9293.06                                | 7298.72     | 433.28           | 76.53         | 17101.59          | 53471.29       | 41847.33        | 9962.45           | 1196.86        | 106477.93          | 62764.35         | 49146.05      | 10395.73            | 1273.39          | 123579.52       |
| 3     | ARUNACHAL PRADESH         | 0.00                                   | 0.00        | 0.00             | 0.00          | 0.00              | 207.00         | 128.00          | 19.00             | 29.00          | 383.00             | 207.00           | 128.00        | 19.00               | 29.00            | 383.00          |
| 4     | ASSAM                     | 80.00                                  | 65.00       | 0.00             | 50.00         | 195.00            | 100.23         | 68.87           | 0.00              | 1.80           | 170.90             | 180.23           | 133.87        | 0.00                | 51.80            | 365.90          |
| 5     | BIHAR                     | 385.34                                 | 341.69      | 26.30            | 29.00         | 782.33            | 52863.19       | 40445.23        | 3224.87           | 3686.76        | 100220.05          | 53248.53         | 40786.92      | 3251.17             | 3715.76          | 101002.38       |
| 6     | CHHATTISGARH              | 297.82                                 | 171.42      | 0.30             | 0.53          | 470.07            | 9554.84        | 13255.14        | 65.40             | 11.79          | 22887.17           | 9852.66          | 13426.56      | 65.70               | 12.32            | 23357.24        |
| 7     | GOA                       | 0.00                                   | 24.54       | 72.26            | 2.83          | 99.63             | 18.06          | 425.09          | 2282.60           | 116.39         | 2842.14            | 18.06            | 449.63        | 2354.86             | 119.22           | 2941.77         |
| 8     | GUJARAT                   | 15402.96                               | 15358.00    | 166.15           | 13.45         | 30940.56          | 221730.48      | 221714.28       | 2784.41           | 70.54          | 446299.71          | 237133.44        | 237072.28     | 2950.56             | 83.99            | 477240.27       |
| 9     | HARYANA                   | 135.22                                 | 134.22      | 0.00             | 0.00          | 269.44            | 4770.48        | 4747.91         | 2.00              | 0.00           | 9520.39            | 4905.70          | 4882.13       | 2.00                | 0.00             | 9789.83         |
| 10    | HIMACHAL PRADESH          | 1.39                                   | 1.39        | 0.00             | 0.00          | 2.78              | 704.63         | 767.92          | 2.74              | 1.64           | 1476.93            | 706.02           | 769.31        | 2.74                | 1.64             | 1479.71         |
| 11    | JAMMU & KASHMIR           | 1.00                                   | 1.00        | 0.00             | 0.00          | 2.00              | 4472.83        | 4274.77         | 0.00              | 1.00           | 8748.60            | 4473.83          | 4275.77       | 0.00                | 1.00             | 8750.60         |
| 12    | JHARKHAND                 | 135.53                                 | 78.97       | 15.60            | 12.06         | 242.16            | 133075.00      | 65783.67        | 7465.82           | 6737.94        | 213072.43          | 133210.53        | 65872.64      | 7481.42             | 6750.00          | 213314.59       |
| 13    | KARNATAKA                 | 1513.67                                | 1055.33     | 49.08            | 725.63        | 3343.71           | 121196.65      | 29060.72        | 12434.65          | 14033.91       | 176725.93          | 122710.32        | 30116.05      | 12483.73            | 14759.54         | 180069.64       |
| 14    | KERALA                    | 300.63                                 | 420.58      | 904.51           | 101.47        | 1727.19           | 2491.42        | 3348.74         | 16410.67          | 2950.96        | 25201.79           | 2792.05          | 3769.32       | 17315.18            | 3082.43          | 26928.98        |
| 15    | MADHYA PRADESH            | 210954.35                              | 721794.98   | 8079.22          | 17192.27      | 958020.82         | 366360.13      | 2229949.59      | 21500.37          | 26076.76       | 2643886.85         | 577314.48        | 2951744.57    | 29579.59            | 48269.03         | 3601907.67      |
| 16    | MAHARASHTRA               | 131643.49                              | 105992.29   | 55880.38         | 1615.86       | 295132.02         | 2487320.28     | 1950781.34      | 412064.76         | 27437.82       | 4877604.20         | 2618963.77       | 2056773.63    | 467945.14           | 29053.68         | 5172736.22      |
| 17    | MEGHALAYA                 | 0.00                                   | 0.00        | 0.00             | 0.00          | 0.00              | 0.00           | 0.00            | 0.00              | 0.00           | 0.00               | 0.00             | 0.00          | 0.00                | 0.00             | 0.00            |
| 18    | MIZORAM                   | 0.00                                   | 0.00        | 0.00             | 0.00          | 0.00              | 0.00           | 0.00            | 0.00              | 0.00           | 0.00               | 0.00             | 0.00          | 0.00                | 0.00             | 0.00            |
| 19    | NAGALAND                  | 0.00                                   | 0.00        | 0.00             | 0.00          | 0.00              | 13.00          | 13.00           | 0.00              | 0.00           | 26.00              | 13.00            | 13.00         | 0.00                | 0.00             | 26.00           |
| 20    | ODISHA                    | 711330                                 | 4516.60     | 34.30            | 4.02          | 11668.22          | 125089.45      | 75432.87        | 317.54            | 95.96          | 200935.82          | 132202.75        | 79949.47      | 351.84              | 99.98            | 212604.04       |
| 21    | PUDUCHERRY                | 0.00                                   | 0.00        | 0.00             | 0.00          | 0.00              | 14.17          | 14.17           | 8.90              | 0.00           | 37.24              | 14.17            | 14.17         | 8.90                | 0.00             | 37.24           |
| 22    | RAJASTHAN                 | 17747.79                               | 127284.29   | 82.00            | 830.42        | 145944.50         | 246839.89      | 2200782.25      | 2791.63           | 40572.45       | 2490986.22         | 264587.68        | 2328066.54    | 2873.63             | 41402.87         | 2636930.72      |



(In Hectares)

| S.No. | State         | Area Irrigated during 2017-2018        |             |                  |               |                          |               |                 |                   |                |                            |                         |                       |                             |                          |                          |
|-------|---------------|--|-------------|------------------|---------------|--------------------------|---------------|-----------------|-------------------|----------------|----------------------------|-------------------------|-----------------------|-----------------------------|--------------------------|--------------------------|
|       |               | Inside Command of Major/Medium Project |             |                  |               |                          |               | Outside Command |                   |                |                            |                         |                       | Total                       |                          |                          |
|       |               | Kharif<br>(3)                          | Rabi<br>(4) | Perennial<br>(5) | Others<br>(6) | Total<br>(3 to 6)<br>(7) | Kharif<br>(8) | Rabi<br>(9)     | Perennial<br>(10) | Others<br>(11) | Total<br>(8 to 11)<br>(12) | Kharif<br>(3+8)<br>(13) | Rabi<br>(4+9)<br>(14) | Perennial<br>(5+10)<br>(15) | Others<br>(6+11)<br>(16) | Total<br>(7 +12)<br>(17) |
| 23    | TAMIL NADU    | 73825.63                               | 26519.83    | 30469.02         | 4947.45       | 135761.93                | 1886732.50    | 927633.48       | 544819.59         | 219662.56      | 3578848.13                 | 1960558.13              | 954153.31             | 575288.61                   | 224610.01                | 3714610.06               |
| 24    | TELENGANA     | 73955.59                               | 66192.23    | 1032.44          | 0.00          | 141120.26                | 239375.88     | 167750.54       | 3743.41           | 2117.34        | 412987.17                  | 313331.47               | 233882.77             | 4775.85                     | 2117.34                  | 554107.43                |
| 25    | TRIPURA       | 0.00                                   | 0.00        | 0.00             | 0.00          | 0.00                     | 3.65          | 4.50            | 0.00              | 0.00           | 8.15                       | 3.65                    | 4.50                  | 0.00                        | 0.00                     | 8.15                     |
| 26    | UTTARAKHAND   | 0.00                                   | 0.00        | 0.00             | 0.00          | 0.00                     | 1005.33       | 960.90          | 71.28             | 30.65          | 2068.16                    | 1005.33                 | 960.90                | 71.28                       | 30.65                    | 2068.16                  |
| 27    | UTTAR PRADESH | 3070.08                                | 3503.39     | 152.96           | 160.81        | 6887.24                  | 109373.42     | 136605.28       | 27291.31          | 25119.82       | 298389.83                  | 112443.50               | 140108.67             | 27444.27                    | 25280.63                 | 305277.07                |
| 28    | WEST BENGAL   | 11.99                                  | 3.78        | 0.00             | 8.37          | 24.14                    | 11620.77      | 10703.49        | 1697.65           | 5099.89        | 29121.80                   | 11632.76                | 10707.27              | 1697.65                     | 5108.26                  | 29145.94                 |
|       | <b>Total</b>  | 545868.84                              | 1080698.25  | 97397.80         | 25770.70      | 1749735.59               | 6078736.16    | 8126968.68      | 1069267.74        | 375116.78      | 15650089.36                | 6624605.00              | 9207666.93            | 1166665.54                  | 400887.48                | 17399824.95              |

**MINOR IRRIGATION CENSUS (2017-18)**

**TABLE 1.20.2: SEASON WISE POTENTIAL UTILISED THROUGH DUGWELLS [IN USE]**

(In Hectares)

| S.No. | State                     | Area Irrigated during 2017-2018        |             |                  |               |                   |               |             |                   |                |                    |                 |               |                     |                  |                   |         |
|-------|---------------------------|--|-------------|------------------|---------------|-------------------|---------------|-------------|-------------------|----------------|--------------------|-----------------|---------------|---------------------|------------------|-------------------|---------|
|       |                           | Inside Command of Major/Medium Project |             |                  |               |                   |               |             | Outside Command   |                |                    |                 |               |                     |                  | Total             |         |
|       |                           | Kharif<br>(3)                          | Rabi<br>(4) | Perennial<br>(5) | Others<br>(6) | Total<br>(3 to 6) | Kharif<br>(8) | Rabi<br>(9) | Perennial<br>(10) | Others<br>(11) | Total<br>(8 to 11) | Kharif<br>(3+8) | Rabi<br>(4+9) | Perennial<br>(5+10) | Others<br>(6+11) | Total<br>(7 + 12) |         |
| 1     | ANDAMAN & NICOBAR ISLANDS | 0.00                                   | 0.00        | 0.00             | 0.00          | 0.00              | 315.82        | 450.89      | 301.73            | 58.84          | 1127.28            |                 |               | 301.73              |                  | 58.84             | 1127.28 |
| 2     | ANDHRA PRADESH            | 9002.24                                | 7114.30     | 411.00           | 69.83         | 16597.37          | 47275.86      | 37423.37    | 1073.60           | 94058.65       | 56278.10           | 44537.67        | 8696.82       | 1143.43             | 110656.02        |                   |         |
| 3     | ARUNACHAL PRADESH         | 0.00                                   | 0.00        | 0.00             | 0.00          | 0.00              | 171.00        | 110.00      | 14.00             | 320.00         | 171.00             | 110.00          | 14.00         | 25.00               | 320.00           |                   |         |
| 4     | ASSAM                     | 0.00                                   | 0.00        | 0.00             | 0.00          | 0.00              | 52.23         | 36.87       | 0.00              | 89.60          | 52.23              | 36.87           | 0.00          | 0.50                | 89.60            |                   |         |
| 5     | BIHAR                     | 376.54                                 | 332.39      | 20.30            | 21.50         | 750.73            | 52519.71      | 40175.58    | 3566.93           | 99359.22       | 52896.25           | 40507.97        | 3117.30       | 3588.43             | 100109.95        |                   |         |
| 6     | CHHATTISGARH              | 273.17                                 | 168.76      | 0.30             | 0.53          | 442.76            | 9508.38       | 13205.96    | 65.40             | 22791.53       | 9781.55            | 13374.72        | 65.70         | 12.32               | 23234.29         |                   |         |
| 7     | GOA                       | 0.00                                   | 24.54       | 72.26            | 2.83          | 99.63             | 18.06         | 418.54      | 2269.75           | 2822.44        | 18.06              | 443.08          | 2342.01       | 118.92              | 2922.07          |                   |         |
| 8     | GUJARAT                   | 15215.41                               | 15172.95    | 166.05           | 13.10         | 30567.51          | 220082.01     | 220056.50   | 70.54             | 442992.96      | 235297.42          | 235229.45       | 2949.96       | 83.64               | 473560.47        |                   |         |
| 9     | HARYANA                   | 135.22                                 | 134.22      | 0.00             | 0.00          | 269.44            | 4770.48       | 4747.91     | 0.00              | 9520.39        | 4905.70            | 4882.13         | 2.00          | 0.00                | 9789.83          |                   |         |
| 10    | HIMACHAL PRADESH          | 1.39                                   | 1.39        | 0.00             | 0.00          | 2.78              | 704.52        | 767.36      | 2.74              | 1476.26        | 705.91             | 768.75          | 2.74          | 1.64                | 1479.04          |                   |         |
| 11    | JAMMU & KASHMIR           | 1.00                                   | 1.00        | 0.00             | 0.00          | 2.00              | 4469.38       | 4272.37     | 0.00              | 8742.75        | 4470.38            | 4273.37         | 0.00          | 1.00                | 8744.75          |                   |         |
| 12    | JHARKHAND                 | 121.31                                 | 71.49       | 9.10             | 10.56         | 212.46            | 132546.99     | 65466.53    | 7435.80           | 212149.62      | 132668.30          | 65538.02        | 7444.90       | 6710.86             | 212362.08        |                   |         |
| 13    | KARNATAKA                 | 1490.11                                | 1055.33     | 49.08            | 725.63        | 3320.15           | 121073.11     | 28995.97    | 14002.52          | 176483.90      | 122563.22          | 30051.30        | 12461.38      | 14728.15            | 179804.05        |                   |         |
| 14    | KERALA                    | 300.32                                 | 419.88      | 902.55           | 100.19        | 1722.94           | 2477.31       | 3337.27     | 2941.94           | 25102.78       | 2777.63            | 3757.15         | 17248.81      | 3042.13             | 26825.72         |                   |         |
| 15    | MADHYA PRADESH            | 209387.15                              | 718663.26   | 7995.00          | 17056.18      | 953101.59         | 364575.09     | 222297.20   | 25832.03          | 2634334.16     | 573962.24          | 2941260.46      | 29324.84      | 42888.21            | 3587435.75       |                   |         |
| 16    | MAHARASHTRA               | 130968.74                              | 105551.88   | 55593.27         | 1608.50       | 293722.39         | 2482265.66    | 1947169.71  | 411248.50         | 4868035.99     | 2613234.40         | 2052721.59      | 466841.77     | 28960.62            | 5161758.38       |                   |         |
| 17    | MEGHALAYA                 | 0.00                                   | 0.00        | 0.00             | 0.00          | 0.00              | 0.00          | 0.00        | 0.00              | 0.00           | 0.00               | 0.00            | 0.00          | 0.00                | 0.00             |                   |         |
| 18    | MIZORAM                   | 0.00                                   | 0.00        | 0.00             | 0.00          | 0.00              | 0.00          | 0.00        | 0.00              | 0.00           | 0.00               | 0.00            | 0.00          | 0.00                | 0.00             |                   |         |
| 19    | NAGALAND                  | 0.00                                   | 0.00        | 0.00             | 0.00          | 0.00              | 0.00          | 0.00        | 0.00              | 26.00          | 13.00              | 13.00           | 0.00          | 0.00                | 26.00            |                   |         |
| 20    | ODISHA                    | 7023.95                                | 4472.84     | 22.01            | 3.97          | 11522.77          | 123585.56     | 74684.80    | 307.95            | 198671.25      | 130609.51          | 79157.64        | 329.96        | 96.91               | 210194.02        |                   |         |
| 21    | PUDUCHERRY                | 0.00                                   | 0.00        | 0.00             | 0.00          | 0.00              | 14.17         | 14.17       | 0.00              | 37.24          | 14.17              | 14.17           | 8.90          | 0.00                | 37.24            |                   |         |
| 22    | RAJASTHAN                 | 17705.31                               | 127009.84   | 82.00            | 825.92        | 145623.07         | 245947.82     | 2192893.05  | 2788.02           | 2482147.38     | 263653.13          | 2319902.89      | 2870.02       | 41344.41            | 2627770.45       |                   |         |
| 23    | TAMIL NADU                | 72615.03                               | 25986.30    | 30017.70         | 4688.02       | 133307.05         | 1827300.78    | 902430.72   | 215216.92         | 3469048.99     | 1899915.81         | 928417.02       | 554118.27     | 219904.94           | 3602356.04       |                   |         |

(In Hectares)

| S.No. | State         | Area Irrigated during 2017-2018        |             |                  |               |                   |               |                 |                   |                |                    |                 |               |                     |                  |                 |
|-------|---------------|--|-------------|------------------|---------------|-------------------|---------------|-----------------|-------------------|----------------|--------------------|-----------------|---------------|---------------------|------------------|-----------------|
|       |               | Inside Command of Major/Medium Project |             |                  |               |                   |               | Outside Command |                   |                |                    |                 |               | Total               |                  |                 |
|       |               | Kharif<br>(3)                          | Rabi<br>(4) | Perennial<br>(5) | Others<br>(6) | Total<br>(3 to 6) | Kharif<br>(8) | Rabi<br>(9)     | Perennial<br>(10) | Others<br>(11) | Total<br>(8 to 11) | Kharif<br>(3+8) | Rabi<br>(4+9) | Perennial<br>(5+10) | Others<br>(6+11) | Total<br>(7+12) |
| (1)   | (2)           |  |             |                  |               |                   |               |                 |                   |                |                    |                 |               |                     |                  |                 |
| 24    | TELENGANA     | 73905.97                               | 66103.35    | 1032.44          | 0.00          | 141041.76         | 237412.24     | 166591.07       | 3737.28           | 2068.59        | 409809.18          | 311318.21       | 232694.42     | 4769.72             | 2068.59          | 550850.94       |
| 25    | TRIPURA       | 0.00                                   | 0.00        | 0.00             | 0.00          | 0.00              | 3.65          | 4.50            | 0.00              | 0.00           | 8.15               | 3.65            | 4.50          | 0.00                | 0.00             | 8.15            |
| 26    | UTTARAKHAND   | 0.00                                   | 0.00        | 0.00             | 0.00          | 0.00              | 955.83        | 908.40          | 71.28             | 30.65          | 1966.16            | 955.83          | 908.40        | 71.28               | 30.65            | 1966.16         |
| 27    | UTTAR PRADESH | 3061.08                                | 3494.39     | 152.56           | 160.81        | 6868.84           | 108689.27     | 135913.68       | 27258.56          | 25087.77       | 296949.28          | 111750.35       | 139408.07     | 27411.12            | 25248.58         | 303818.12       |
| 28    | WEST BENGAL   | 11.99                                  | 3.78        | 0.00             | 8.37          | 24.14             | 9891.32       | 8861.97         | 1551.77           | 4270.64        | 24575.70           | 9903.31         | 8865.75       | 1551.77             | 4279.01          | 24599.84        |
|       | <b>Total</b>  | 541595.93                              | 1075781.89  | 96525.62         | 25295.94      | 1739199.38        | 5996639.25    | 8071547.39      | 1045419.38        | 369040.84      | 15482646.86        | 6538235.18      | 9147329.28    | 1141945.00          | 394336.78        | 17221846.24     |

**MINOR IRRIGATION CENSUS (2017-18)**

**TABLE 1.20.3 SEASON WISE POTENTIAL UTILISED THROUGH DUGWELLS [TEMPORARILY NOT IN USE]**

(In Hectares)

| S. No. | State                     | Area Irrigated during 2017-2018        |         |           |        |                |         |                 |           |        |                 |              |            |                  |               |               |  |  |
|--------|---------------------------|--|---------|-----------|--------|----------------|---------|-----------------|-----------|--------|-----------------|--------------|------------|------------------|---------------|---------------|--|--|
|        |                           | Inside Command of Major/Medium Project |         |           |        |                |         | Outside Command |           |        |                 |              |            | Total            |               |               |  |  |
|        |                           | Kharif                                 | Rabi    | Perennial | Others | Total (3 to 6) | Kharif  | Rabi            | Perennial | Others | Total (8 to 11) | Kharif (3+8) | Rabi (4+9) | Perennial (5+10) | Others (6+11) | Total (7 +12) |  |  |
| (1)    | (2)                       | (3)                                    | (4)     | (5)       | (6)    | (7)            | (8)     | (9)             | (10)      | (11)   | (12)            | (13)         | (14)       | (15)             | (16)          | (17)          |  |  |
| 1      | ANDAMAN & NICOBAR ISLANDS | 0.00                                   | 0.00    | 0.00      | 0.00   | 0.00           | 15.77   | 8.71            | 4.96      | 6.10   | 35.54           | 15.77        | 8.71       | 4.96             | 6.10          | 35.54         |  |  |
| 2      | ANDHRA PRADESH            | 290.82                                 | 184.42  | 22.28     | 6.70   | 504.22         | 6195.43 | 4423.96         | 1676.63   | 123.26 | 12419.28        | 6486.25      | 4608.38    | 1698.91          | 129.96        | 12923.50      |  |  |
| 3      | ARUNACHAL PRADESH         | 0.00                                   | 0.00    | 0.00      | 0.00   | 0.00           | 36.00   | 18.00           | 5.00      | 4.00   | 63.00           | 36.00        | 18.00      | 5.00             | 4.00          | 63.00         |  |  |
| 4      | ASSAM                     | 80.00                                  | 65.00   | 0.00      | 50.00  | 195.00         | 48.00   | 32.00           | 0.00      | 1.30   | 81.30           | 128.00       | 97.00      | 0.00             | 51.30         | 276.30        |  |  |
| 5      | BIHAR                     | 8.80                                   | 9.30    | 6.00      | 7.50   | 31.60          | 343.48  | 269.65          | 127.87    | 119.83 | 860.83          | 352.28       | 278.95     | 133.87           | 127.33        | 892.43        |  |  |
| 6      | CHHATISGARH               | 24.65                                  | 2.66    | 0.00      | 0.00   | 27.31          | 46.46   | 49.18           | 0.00      | 0.00   | 95.64           | 71.11        | 51.84      | 0.00             | 0.00          | 122.95        |  |  |
| 7      | GOA                       | 0.00                                   | 0.00    | 0.00      | 0.00   | 0.00           | 0.00    | 6.55            | 12.85     | 0.30   | 19.70           | 0.00         | 6.55       | 12.85            | 0.30          | 19.70         |  |  |
| 8      | GUJARAT                   | 187.55                                 | 185.05  | 0.10      | 0.35   | 373.05         | 1648.47 | 1657.78         | 0.50      | 0.00   | 3306.75         | 1836.02      | 1842.83    | 0.60             | 0.35          | 3679.80       |  |  |
| 9      | HIMACHAL PRADESH          | 0.00                                   | 0.00    | 0.00      | 0.00   | 0.00           | 0.11    | 0.56            | 0.00      | 0.00   | 0.67            | 0.11         | 0.56       | 0.00             | 0.00          | 0.67          |  |  |
| 10     | JAMMU & KASHMIR           | 0.00                                   | 0.00    | 0.00      | 0.00   | 0.00           | 3.45    | 2.40            | 0.00      | 0.00   | 5.85            | 3.45         | 2.40       | 0.00             | 0.00          | 5.85          |  |  |
| 11     | JHARKHAND                 | 14.22                                  | 7.48    | 6.50      | 1.50   | 29.70          | 528.01  | 327.14          | 30.02     | 37.64  | 922.81          | 542.23       | 334.62     | 36.52            | 39.14         | 952.51        |  |  |
| 12     | KARNATAKA                 | 23.56                                  | 0.00    | 0.00      | 0.00   | 23.56          | 123.54  | 64.75           | 22.35     | 31.39  | 242.03          | 147.10       | 64.75      | 22.35            | 31.39         | 265.59        |  |  |
| 13     | KERALA                    | 0.31                                   | 0.70    | 1.96      | 1.28   | 4.25           | 14.11   | 11.47           | 64.41     | 9.02   | 99.01           | 14.42        | 12.17      | 66.37            | 10.30         | 103.26        |  |  |
| 14     | MADHYA PRADESH            | 1567.20                                | 3131.72 | 84.22     | 136.09 | 4919.23        | 1785.04 | 7352.39         | 170.53    | 244.73 | 9552.69         | 3352.24      | 10484.11   | 254.75           | 380.82        | 14471.92      |  |  |
| 15     | MAHARASHTRA               | 674.75                                 | 440.41  | 287.11    | 7.36   | 1409.63        | 5054.62 | 3611.63         | 816.26    | 85.70  | 9568.21         | 5729.37      | 4052.04    | 1103.37          | 93.06         | 10977.84      |  |  |
| 16     | MEGHALAYA                 | 0.00                                   | 0.00    | 0.00      | 0.00   | 0.00           | 0.00    | 0.00            | 0.00      | 0.00   | 0.00            | 0.00         | 0.00       | 0.00             | 0.00          | 0.00          |  |  |
| 17     | MIZORAM                   | 0.00                                   | 0.00    | 0.00      | 0.00   | 0.00           | 0.00    | 0.00            | 0.00      | 0.00   | 0.00            | 0.00         | 0.00       | 0.00             | 0.00          | 0.00          |  |  |

(In Hectares)

| S. No. | State         | Area Irrigated during 2017-2018        |         |           |        |          |          |                 |          |           |           |          |           |          |         |           |        |       |         |
|--------|---------------|--|---------|-----------|--------|----------|----------|-----------------|----------|-----------|-----------|----------|-----------|----------|---------|-----------|--------|-------|---------|
|        |               | Inside Command of Major/Medium Project |         |           |        |          |          | Outside Command |          |           |           |          |           | Total    |         |           |        |       |         |
|        |               | Kharif                                 | Rabi    | Perennial | Others | Total    | (3 to 6) | Kharif          | Rabi     | Perennial | Others    | Total    | (8 to 11) | Kharif   | Rabi    | Perennial | Others | Total | (7 +12) |
| (1)    | (2)           | (3)                                    | (4)     | (5)       | (6)    | (7)      | (8)      | (9)             | (10)     | (11)      | (12)      | (13)     | (14)      | (15)     | (16)    | (17)      | (18)   | (19)  | (20)    |
| 18     | ODISHA        | 89.35                                  | 43.76   | 12.29     | 0.05   | 145.45   | 1503.89  | 748.07          | 9.59     | 3.02      | 2264.57   | 1593.24  | 791.83    | 21.88    | 3.07    | 2410.02   |        |       |         |
| 19     | RAJASTHAN     | 42.48                                  | 274.45  | 0.00      | 4.50   | 321.43   | 892.07   | 7889.20         | 3.61     | 53.96     | 8838.84   | 934.55   | 8163.65   | 3.61     | 58.46   | 9160.27   |        |       |         |
| 20     | TAMIL NADU    | 1210.60                                | 533.53  | 451.32    | 259.43 | 2454.88  | 59431.72 | 25202.76        | 20719.02 | 4445.64   | 109799.14 | 60642.32 | 25736.29  | 21170.34 | 4705.07 | 112254.02 |        |       |         |
| 21     | TELENGANA     | 49.62                                  | 28.88   | 0.00      | 0.00   | 78.50    | 1963.64  | 1159.47         | 6.13     | 48.75     | 3177.99   | 2013.26  | 1188.35   | 6.13     | 48.75   | 3256.49   |        |       |         |
| 22     | UTTARAKH AND  | 0.00                                   | 0.00    | 0.00      | 0.00   | 0.00     | 49.50    | 52.50           | 0.00     | 0.00      | 102.00    | 49.50    | 52.50     | 0.00     | 0.00    | 102.00    |        |       |         |
| 23     | UTTAR PRADESH | 9.00                                   | 9.00    | 0.40      | 0.00   | 18.40    | 684.15   | 691.60          | 32.75    | 32.05     | 1440.55   | 693.15   | 700.60    | 33.15    | 32.05   | 1458.95   |        |       |         |
| 24     | WEST BENGAL   | 0.00                                   | 0.00    | 0.00      | 0.00   | 0.00     | 1729.45  | 1841.52         | 145.88   | 829.25    | 4546.10   | 1729.45  | 1841.52   | 145.88   | 829.25  | 4546.10   |        |       |         |
|        | Total         | 4272.91                                | 4916.36 | 872.18    | 474.76 | 10536.21 | 82096.91 | 55421.29        | 23848.36 | 6075.94   | 167442.50 | 86369.82 | 60337.65  | 24720.54 | 6550.70 | 177978.71 |        |       |         |

**MINOR IRRIGATION CENSUS (2017-18)**

**TABLE 1.21 DISTRIBUTION OF DUGWELLS (IN USE)  
ACCORDING TO CONSTRAINTS IN UTILISATION OF POTENTIAL**

(In Number)

| S.No. | State                     | No. of Dug wells in use | No. of Dug wells without constraints | No. of Dug well Having Constraints in utilisation of potential |                              |                                |                                      |                            |                | Total (5 to 10) |
|-------|---------------------------|-------------------------|--------------------------------------|--|------------------------------|--------------------------------|--------------------------------------|----------------------------|----------------|-----------------|
|       |                           |                         |                                      | (5)<br>Non Availability of Adequate Power                      | (6)<br>Mechanical Break Down | (7)<br>Less discharge of Water | (8)<br>Non - Availability of Finance | (9)<br>Lack of Maintenance | (10)<br>Others |                 |
| (1)   | (2)                       | (3)                     | (4)                                  | (5)  | (6)                          | (7)                            | (8)                                  | (9)                        | (10)           | (11)            |
| 1     | ANDAMAN & NICOBAR ISLANDS | 2247                    | 1699                                 | 0  | 5                            | 63                             | 20                                   | 24                         | 436            | 548             |
| 2     | ANDHRA PRADESH            | 111306                  | 84337                                | 1329   | 1002                         | 14726                          | 2386                                 | 3248                       | 4278           | 26969           |
| 3     | ARUNACHAL PRADESH         | 14                      | 9                                    | 0  | 0                            | 0                              | 0                                    | 0                          | 5              | 5               |
| 4     | ASSAM                     | 26                      | 25                                   | 0  | 0                            | 0                              | 0                                    | 0                          | 1              | 1               |
| 5     | BIHAR                     | 15114                   | 12063                                | 80   | 291                          | 1816                           | 164                                  | 42                         | 658            | 3051            |
| 6     | CHHATISGARH               | 31140                   | 21714                                | 753  | 367                          | 3361                           | 511                                  | 235                        | 4199           | 9426            |
| 7     | GOA                       | 3848                    | 3559                                 | 4  | 3                            | 94                             | 10                                   | 3                          | 175            | 289             |
| 8     | GUJARAT                   | 378945                  | 378605                               | 14   | 319                          | 1                              | 4                                    | 0                          | 2              | 340             |
| 9     | HARYANA                   | 1005                    | 1005                                 | 0  | 0                            | 0                              | 0                                    | 0                          | 0              | 0               |
| 10    | HIMACHAL PRADESH          | 415                     | 367                                  | 0  | 3                            | 12                             | 0                                    | 1                          | 32             | 48              |
| 11    | JAMMU & KASHMIR           | 4719                    | 4639                                 | 0  | 1                            | 78                             | 0                                    | 1                          | 0              | 80              |
| 12    | JHARKHAND                 | 158045                  | 124390                               | 1705   | 2226                         | 20938                          | 1831                                 | 1318                       | 5637           | 33655           |
| 13    | KARNATAKA                 | 133983                  | 122156                               | 4090   | 727                          | 6644                           | 45                                   | 74                         | 247            | 11827           |
| 14    | KERALA                    | 51952                   | 51232                                | 36   | 55                           | 175                            | 13                                   | 10                         | 431            | 720             |
| 15    | MADHYA PRADESH            | 1314261                 | 1257346                              | 7375   | 2746                         | 4788                           | 1270                                 | 2680                       | 38056          | 56915           |
| 16    | MAHARASHTRA               | 2733860                 | 1521508                              | 87539  | 934772                       | 124830                         | 54                                   | 486                        | 64671          | 1212352         |
| 17    | MEGHALAYA                 | 146                     | 144                                  | 0  | 0                            | 0                              | 0                                    | 0                          | 2              | 2               |
| 18    | MIZORAM                   | 32                      | 32                                   | 0  | 0                            | 0                              | 0                                    | 0                          | 0              | 0               |
| 19    | NAGALAND                  | 12                      | 12                                   | 0  | 0                            | 0                              | 0                                    | 0                          | 0              | 0               |

(In Number)

| S.No. | State         | No. of Dug wells in use | No. of Dug wells without constraints | No. of Dug well Having Constraints in utilisation of potential |                       |                         |                               |                     |        | Total (5 to 10) |
|-------|---------------|-------------------------|--------------------------------------|--|-----------------------|-------------------------|-------------------------------|---------------------|--------|-----------------|
|       |               |                         |                                      | Non Availability of Adequate Power                             | Mechanical Break Down | Less discharge of Water | Non - Availability of Finance | Lack of Maintenance | Others |                 |
| (1)   | (2)           | (3)                     | (4)                                  | (5)  | (6)                   | (7)                     | (8)                           | (9)                 | (10)   | (11)            |
| 20    | ODISHA        | 236299                  | 159335                               | 956  | 4058                  | 33769                   | 7416                          | 9009                | 21756  | 76964           |
| 21    | PUDUCHERRY    | 37                      | 31                                   | 0  | 0                     | 0                       | 0                             | 6                   | 0      | 6               |
| 22    | RAJASTHAN     | 808367                  | 638364                               | 8028   | 4597                  | 125076                  | 4145                          | 4595                | 23562  | 170003          |
| 23    | TAMIL NADU    | 1427251                 | 1303440                              | 7668   | 9354                  | 77245                   | 1969                          | 2664                | 24911  | 123811          |
| 24    | TELENGANA     | 447972                  | 387013                               | 877  | 5599                  | 50036                   | 183                           | 673                 | 3591   | 60959           |
| 25    | TRIPURA       | 4                       | 4                                    | 0  | 0                     | 0                       | 0                             | 0                   | 0      | 0               |
| 26    | UTTARAKHAND   | 378                     | 371                                  | 0  | 0                     | 1                       | 1                             | 1                   | 4      | 7               |
| 27    | UTTAR PRADESH | 84091                   | 76176                                | 361  | 1322                  | 1646                    | 108                           | 1187                | 3291   | 7915            |
| 28    | WEST BENGAL   | 9649                    | 6735                                 | 798  | 325                   | 192                     | 380                           | 179                 | 1040   | 2914            |
|       | <b>Total</b>  | 7955118                 | 6156311                              | 121613   | 967772                | 465491                  | 20510                         | 26436               | 196985 | 1798807         |





# **Shallow Tubewells Tables**



**MINOR IRRIGATION CENSUS (2017-18)**

**TABLE 2.1: DISTRIBUTION OF SHALLOW TUBEWELLS ACCORDING TO OWNERSHIP**

(In Number)

| S.No. | State                     | Public             |                      |                        |              |                          |                         | Private                  |                           |                                 |  |  |
|-------|---------------------------|--------------------|----------------------|------------------------|--------------|--------------------------|-------------------------|--------------------------|---------------------------|---------------------------------|--|--|
|       |                           | Govt. Owned<br>(3) | Co-op Society<br>(4) | Panchayat Owned<br>(5) | Other<br>(6) | Total<br>(3 to 6)<br>(7) | Group of Farmers<br>(8) | Individual Farmer<br>(9) | Total<br>(8 to 9)<br>(10) | Grand Total<br>(7 + 10)<br>(11) |  |  |
| 1     | ANDAMAN & NICOBAR ISLANDS | 0                  | 0                    | 0                      | 0            | 0                        | 2                       | 38                       | 40                        | 40                              |  |  |
| 2     | ANDHRA PRADESH            | 473                | 72                   | 59                     | 870          | 1474                     | 3526                    | 193162                   | 196688                    | 198162                          |  |  |
| 3     | ARUNACHAL PRADESH         | 18                 | 0                    | 0                      | 0            | 18                       | 0                       | 0                        | 0                         | 18                              |  |  |
| 4     | ASSAM                     | 1430               | 160                  | 71                     | 1311         | 2972                     | 79494                   | 68629                    | 148123                    | 151095                          |  |  |
| 5     | BIHAR                     | 443                | 173                  | 55                     | 184          | 855                      | 353                     | 182670                   | 183023                    | 183878                          |  |  |
| 6     | CHHATISGARH               | 53                 | 10                   | 17                     | 65           | 145                      | 168                     | 27562                    | 27730                     | 27875                           |  |  |
| 7     | GOA                       | 27                 | 2                    | 1                      | 0            | 30                       | 2                       | 39                       | 41                        | 71                              |  |  |
| 8     | GUJARAT                   | 3661               | 966                  | 177                    | 182          | 4986                     | 3608                    | 294651                   | 298259                    | 303245                          |  |  |
| 9     | HARYANA                   | 131                | 186                  | 240                    | 468          | 1025                     | 13563                   | 6304                     | 19867                     | 20892                           |  |  |
| 10    | HIMACHAL PRADESH          | 39                 | 4                    | 21                     | 9            | 73                       | 541                     | 4641                     | 5182                      | 5255                            |  |  |
| 11    | JAMMU & KASHMIR           | 6                  | 1                    | 1                      | 2            | 10                       | 366                     | 4390                     | 4756                      | 4766                            |  |  |
| 12    | JHARKHAND                 | 650                | 100                  | 59                     | 78           | 887                      | 97                      | 627                      | 724                       | 1611                            |  |  |
| 13    | KARNATAKA                 | 898                | 62                   | 113                    | 183          | 1256                     | 67                      | 113800                   | 113867                    | 115123                          |  |  |
| 14    | KERALA                    | 8                  | 0                    | 84                     | 16           | 108                      | 67                      | 2971                     | 3038                      | 3146                            |  |  |
| 15    | MADHYA PRADESH            | 1568               | 663                  | 493                    | 2069         | 4793                     | 52244                   | 362423                   | 414667                    | 419460                          |  |  |
| 16    | MAHARASHTRA               | 200                | 324                  | 117                    | 117          | 758                      | 10352                   | 119990                   | 130342                    | 131100                          |  |  |
| 17    | MEGHALAYA                 | 5                  | 0                    | 0                      | 3            | 8                        | 0                       | 795                      | 795                       | 803                             |  |  |
| 18    | MIZORAM                   | 3                  | 0                    | 1                      | 0            | 4                        | 0                       | 0                        | 0                         | 4                               |  |  |
| 19    | NAGALAND                  | 2                  | 0                    | 0                      | 0            | 2                        | 8                       | 0                        | 8                         | 10                              |  |  |
| 20    | ODISHA                    | 583                | 118                  | 215                    | 83           | 999                      | 399                     | 41045                    | 41444                     | 42443                           |  |  |

(In Number)

| S.No. | State         | Public       |               |                 |              |                |                  | Private           |                |                      |  |  |
|-------|---------------|--------------|---------------|-----------------|--------------|----------------|------------------|-------------------|----------------|----------------------|--|--|
|       |               | Govt. Owned  | Co-op Society | Panchayat Owned | Other        | Total (3 to 6) | Group of Farmers | Individual Farmer | Total (8 to 9) | Grand Total (7 + 10) |  |  |
| (1)   | (2)           | (3)          | (4)           | (5)             | (6)          | (7)            | (8)              | (9)               | (10)           | (11)                 |  |  |
| 21    | PUDUCHERRY    | 3            | 0             | 0               | 0            | 3              | 4                | 618               | 622            | 625                  |  |  |
| 22    | PUNJAB        | 94           | 4             | 468             | 119          | 685            | 365              | 180139            | 180504         | 181189               |  |  |
| 23    | RAJASTHAN     | 62           | 98            | 34              | 98           | 292            | 9603             | 11522             | 21125          | 21417                |  |  |
| 24    | TAMIL NADU    | 348          | 179           | 326             | 1385         | 2238           | 9501             | 77287             | 86788          | 89026                |  |  |
| 25    | TELENGANA     | 117          | 46            | 34              | 70           | 267            | 355              | 76168             | 76523          | 76790                |  |  |
| 26    | TRIPURA       | 136          | 1             | 2               | 5            | 144            | 31               | 834               | 865            | 1009                 |  |  |
| 27    | UTTARAKHAND   | 369          | 5             | 50              | 139          | 563            | 105              | 44170             | 44275          | 44838                |  |  |
| 28    | UTTAR PRADESH | 1667         | 235           | 315             | 218          | 2435           | 113              | 3331131           | 3331244        | 3333679              |  |  |
| 29    | WEST BENGAL   | 3753         | 1150          | 1321            | 17348        | 23572          | 17089            | 186875            | 203964         | 227536               |  |  |
|       | <b>Total</b>  | <b>16747</b> | <b>4559</b>   | <b>4274</b>     | <b>25022</b> | <b>50602</b>   | <b>202023</b>    | <b>5332481</b>    | <b>5534504</b> | <b>5585106</b>       |  |  |

**MINOR IRRIGATION CENSUS (2017-18)**

**TABLE 2.2.1: DISTRIBUTION OF SHALLOW TUBEWELLS ACCORDING TO SOCIAL STATUS OF OWNER**

(In Number)

| S.No. | State                     | No. of Shallow tube well owned by |                 |        |        |                |   |                |  |
|-------|---------------------------|-----------------------------------|-----------------|--------|--------|----------------|---|----------------|--|
|       |                           | Scheduled Caste                   | Scheduled Tribe | OBC    | Others | Total (3 to 6) | Owned by other than individual farmer (incl. Public & Group of farmers) | Total (7 to 8) |  |
| (1)   | (2)                       | (3)                               | (4)             | (5)    | (6)    | (7)            | (8)   | (9)            |  |
| 1     | ANDAMAN & NICOBAR ISLANDS | 0                                 | 0               | 21     | 17     | 38             | 2   | 40             |  |
| 2     | ANDHRA PRADESH            | 13258                             | 3426            | 66551  | 109927 | 193162         | 5000  | 198162         |  |
| 3     | ARUNACHAL PRADESH         | 0                                 | 0               | 0      | 0      | 0              | 18  | 18             |  |
| 4     | ASSAM                     | 1357                              | 3586            | 4558   | 59128  | 68629          | 82466   | 151095         |  |
| 5     | BIHAR                     | 22193                             | 4360            | 75177  | 80940  | 182670         | 1208  | 183878         |  |
| 6     | CHHATISGARH               | 1899                              | 5757            | 18344  | 1562   | 27562          | 313   | 27875          |  |
| 7     | GOA                       | 2                                 | 12              | 8      | 17     | 39             | 32  | 71             |  |
| 8     | GUJARAT                   | 74405                             | 71810           | 72748  | 75688  | 294651         | 8594  | 303245         |  |
| 9     | HARYANA                   | 338                               | 18              | 725    | 5223   | 6304           | 14588   | 20892          |  |
| 10    | HIMACHAL PRADESH          | 388                               | 114             | 2396   | 1743   | 4641           | 614   | 5255           |  |
| 11    | JAMMU & KASHMIR           | 698                               | 65              | 110    | 3517   | 4390           | 376   | 4766           |  |
| 12    | JHARKHAND                 | 82                                | 216             | 271    | 58     | 627            | 984   | 1611           |  |
| 13    | KARNATAKA                 | 6626                              | 6260            | 44029  | 56885  | 113800         | 1323  | 115123         |  |
| 14    | KERALA                    | 49                                | 15              | 1649   | 1258   | 2971           | 175   | 3146           |  |
| 15    | MADHYA PRADESH            | 22494                             | 29073           | 235958 | 74898  | 362423         | 57037   | 419460         |  |
| 16    | MAHARASHTRA               | 14976                             | 15115           | 30119  | 59780  | 119990         | 11110   | 131100         |  |
| 17    | MEGHALAYA                 | 8                                 | 20              | 13     | 754    | 795            | 8   | 803            |  |
| 18    | MIZORAM                   | 0                                 | 0               | 0      | 0      | 0              | 4   | 4              |  |
| 19    | NAGALAND                  | 0                                 | 0               | 0      | 0      | 0              | 10  | 10             |  |
| 20    | ODISHA                    | 4370                              | 2490            | 19828  | 14357  | 41045          | 1398  | 42443          |  |
| 21    | PUDUCHERRY                | 21                                | 0               | 542    | 55     | 618            | 7   | 625            |  |
| 22    | PUNJAB                    | 5029                              | 424             | 8813   | 165873 | 180139         | 1050  | 181189         |  |

(In Number)

| S.No. | State         | No. of Shallow tube well owned by |                 |         |         |                |   |         | Total (7 to 8) |
|-------|---------------|-----------------------------------|-----------------|---------|---------|----------------|---|---------|----------------|
|       |               | Scheduled Caste                   | Scheduled Tribe | OBC     | Others  | Total (3 to 6) | Owned by other than individual farmer (incl. Public & Group of farmers) | (8)     |                |
| (1)   | (2)           | (3)                               | (4)             | (5)     | (6)     | (7)            | (8)   | (9)     |                |
| 23    | RAJASTHAN     | 1032                              | 959             | 7620    | 1911    | 11522          | 9895  | 21417   |                |
| 24    | TAMIL NADU    | 7860                              | 671             | 60295   | 8461    | 77287          | 11739   | 89026   |                |
| 25    | TELENGANA     | 8485                              | 10488           | 41582   | 15613   | 76168          | 622   | 76790   |                |
| 26    | TRIPURA       | 183                               | 202             | 142     | 307     | 834            | 175   | 1009    |                |
| 27    | UTTARAKHAND   | 3200                              | 5569            | 26556   | 8845    | 44170          | 668   | 44838   |                |
| 28    | UTTAR PRADESH | 651637                            | 57373           | 1811246 | 810875  | 3331131        | 2548  | 3333679 |                |
| 29    | WEST BENGAL   | 59370                             | 9385            | 34885   | 83235   | 186875         | 40661   | 227536  |                |
|       | <b>Total</b>  | 899960                            | 227408          | 2564186 | 1640927 | 5332481        | 252625  | 5585106 |                |

**MINOR IRRIGATION CENSUS (2017-18)**

**TABLE 2.2.2: DISTRIBUTION OF SHALLOW TUBEWELLS ACCORDING TO SOCIAL STATUS OF FEMALE OWNER**

(In Number)

| S.No. | State                     | No. of Shallow tube well owned by |                     |         |            |        |  | Total (3 to 6) |
|-------|---------------------------|-----------------------------------|---------------------|---------|------------|--------|--|----------------|
|       |                           | Scheduled Caste (3)               | Scheduled Tribe (4) | OBC (5) | Others (6) | (7)    |  |                |
| 1     | ANDAMAN & NICOBAR ISLANDS | 0                                 | 0                   | 1       | 4          | 5      |  |                |
| 2     | ANDHRA PRADESH            | 2848                              | 693                 | 10893   | 20872      | 35306  |  |                |
| 3     | ASSAM                     | 111                               | 812                 | 206     | 11366      | 12495  |  |                |
| 4     | BIHAR                     | 1144                              | 267                 | 1776    | 1557       | 4744   |  |                |
| 5     | CHHATISGARH               | 225                               | 722                 | 1586    | 273        | 2806   |  |                |
| 6     | GOA                       | 0                                 | 4                   | 1       | 4          | 9      |  |                |
| 7     | GUJARAT                   | 14539                             | 14635               | 14484   | 14646      | 58304  |  |                |
| 8     | HARYANA                   | 14                                | 2                   | 24      | 288        | 328    |  |                |
| 9     | HIMACHAL PRADESH          | 19                                | 9                   | 132     | 123        | 283    |  |                |
| 10    | JAMMU & KASHMIR           | 13                                | 2                   | 3       | 94         | 112    |  |                |
| 11    | JHARKHAND                 | 9                                 | 11                  | 5       | 3          | 28     |  |                |
| 12    | KARNATAKA                 | 1522                              | 1400                | 7689    | 8165       | 18776  |  |                |
| 13    | KERALA                    | 12                                | 4                   | 399     | 271        | 686    |  |                |
| 14    | MADHYA PRADESH            | 17767                             | 23463               | 191820  | 56375      | 289425 |  |                |
| 15    | MAHARASHTRA               | 2692                              | 2621                | 7129    | 21650      | 34092  |  |                |
| 16    | MEGHALAYA                 | 0                                 | 0                   | 0       | 5          | 5      |  |                |
| 17    | ODISHA                    | 80                                | 52                  | 350     | 154        | 636    |  |                |
| 18    | PUDUCHERRY                | 3                                 | 0                   | 38      | 6          | 47     |  |                |
| 19    | PUNJAB                    | 181                               | 16                  | 185     | 2657       | 3039   |  |                |
| 20    | RAJASTHAN                 | 98                                | 76                  | 469     | 150        | 793    |  |                |
| 21    | TAMIL NADU                | 1100                              | 106                 | 8360    | 1257       | 10823  |  |                |
| 22    | TELENGANA                 | 1426                              | 1536                | 6484    | 2574       | 12020  |  |                |
| 23    | TRIPURA                   | 8                                 | 10                  | 4       | 6          | 28     |  |                |

(In Number)

| S.No. | State         | No. of Shallow tube well owned by |                        |            |               |        | Total (3 to 6) |
|-------|---------------|-----------------------------------|------------------------|------------|---------------|--------|----------------|
|       |               | Scheduled Caste<br>(3)            | Scheduled Tribe<br>(4) | OBC<br>(5) | Others<br>(6) | (7)    |                |
| (1)   | (2)           |                                   |                        |            |               |        |                |
| 24    | UTTARAKHAND   | 162                               | 157                    | 1125       | 353           | 1797   |                |
| 25    | UTTAR PRADESH | 35227                             | 3191                   | 52055      | 26484         | 116957 |                |
| 26    | WEST BENGAL   | 1602                              | 278                    | 510        | 986           | 3376   |                |
|       | <b>Total</b>  | 80802                             | 50067                  | 305728     | 170323        | 606920 |                |



**MINOR IRRIGATION CENSUS (2017-18)**

**TABLE 2.3.1: DISTRIBUTION OF SHALLOW TUBEWELLS ACCORDING TO THE INDIVIDUAL OWNER'S HOLDING SIZE**

(In Number)

| S.No, | State                     | No. of Shallow tube well by size class of owned |                       |                                 |                           |                      |        | Total (3 to 7) |
|-------|---------------------------|---|-----------------------|---------------------------------|---------------------------|----------------------|--------|----------------|
|       |                           | Marginal (0 - 1 ha)<br>(3)                      | Small (1-2 ha)<br>(4) | Semi - Medium (2 - 4 ha)<br>(5) | Medium (4 - 10 ha)<br>(6) | Big (>=10 ha)<br>(7) | (8)    |                |
| (1)   | (2)                       |   |                       |                                 |                           |                      |        |                |
| 1     | ANDAMAN & NICOBAR ISLANDS | 12  | 12                    | 9                               | 5                         | 0                    | 38     |                |
| 2     | ANDHRA PRADESH            | 123940  | 46139                 | 18364                           | 3655                      | 1064                 | 193162 |                |
| 3     | ASSAM                     | 43428   | 13236                 | 7676                            | 4114                      | 175                  | 68629  |                |
| 4     | BIHAR                     | 57381   | 64736                 | 37750                           | 18924                     | 3879                 | 182670 |                |
| 5     | CHHATISGARH               | 10141   | 9608                  | 5379                            | 2189                      | 245                  | 27562  |                |
| 6     | GOA                       | 26  | 7                     | 2                               | 4                         | 0                    | 39     |                |
| 7     | GUJARAT                   | 131551  | 116940                | 37357                           | 8515                      | 288                  | 294651 |                |
| 8     | HARYANA                   | 412   | 1007                  | 2368                            | 1832                      | 685                  | 6304   |                |
| 9     | HIMACHAL PRADESH          | 2290  | 1316                  | 748                             | 223                       | 64                   | 4641   |                |
| 10    | JAMMU & KASHMIR           | 2115  | 1517                  | 664                             | 88                        | 6                    | 4390   |                |
| 11    | JHARKHAND                 | 266   | 203                   | 116                             | 26                        | 16                   | 627    |                |
| 12    | KARNATAKA                 | 50942   | 38330                 | 17778                           | 5908                      | 842                  | 113800 |                |
| 13    | KERALA                    | 2769  | 156                   | 32                              | 12                        | 2                    | 2971   |                |
| 14    | MADHYA PRADESH            | 100588  | 116707                | 95884                           | 45160                     | 4084                 | 362423 |                |
| 15    | MAHARASHTRA               | 33640   | 46399                 | 27606                           | 10275                     | 2070                 | 119990 |                |
| 16    | MEGHALAYA                 | 56  | 387                   | 338                             | 14                        | 0                    | 795    |                |
| 17    | ODISHA                    | 16885   | 13687                 | 8962                            | 1223                      | 288                  | 41045  |                |
| 18    | PUDUCHERRY                | 466   | 100                   | 46                              | 5                         | 1                    | 618    |                |
| 19    | PUNJAB                    | 13062   | 29415                 | 72993                           | 53818                     | 10851                | 180139 |                |
| 20    | RAJASTHAN                 | 2809  | 3137                  | 2740                            | 2050                      | 786                  | 11522  |                |
| 21    | TAMIL NADU                | 43582   | 17292                 | 8196                            | 4200                      | 4017                 | 77287  |                |
| 22    | TELENGANA                 | 45587   | 15145                 | 11902                           | 3274                      | 260                  | 76168  |                |

(In Number)

| S.No, | State         | No. of Shallow tube well by size class of owned |                       |                                |                          |                      |                       |  |
|-------|---------------|---|-----------------------|--------------------------------|--------------------------|----------------------|-----------------------|--|
|       |               | Marginal (0 -1 ha)<br>(3)                       | Small (1-2 ha)<br>(4) | Semi -Medium (2 - 4 ha)<br>(5) | Medium (4 -10 ha)<br>(6) | Big (>=10 ha)<br>(7) | Total (3 to 7)<br>(8) |  |
| (1)   | (2)           |   |                       |                                |                          |                      |                       |  |
| 23    | TRIPURA       | 390   | 289                   | 131                            | 24                       | 0                    | 834                   |  |
| 24    | UTTARAKHAND   | 6514  | 14268                 | 18510                          | 4689                     | 189                  | 44170                 |  |
| 25    | UTTAR PRADESH | 2306657   | 677002                | 269130                         | 63135                    | 15207                | 3331131               |  |
| 26    | WEST BENGAL   | 106009  | 73081                 | 7784                           | 1                        | 0                    | 186875                |  |
|       | <b>Total</b>  | 3101518   | 1300116               | 652465                         | 233363                   | 45019                | 5332481               |  |

**MINOR IRRIGATION CENSUS (2017-18)**

**TABLE 2.3.2: DISTRIBUTION OF SHALLOW TUBEWELLS ACCORDING TO THE INDIVIDUAL FEMALE OWNER'S HOLDING SIZE**

(In Number)

| S.No. | State                     | No. Shallow tubewells by size class of owner |                 |                        |                   |               |        | Total (3 to 7) |
|-------|---------------------------|--|-----------------|------------------------|-------------------|---------------|--------|----------------|
|       |                           | Marginal (0 -1 ha)                           | Small (1 -2 ha) | Semi- Medium (2- 4 ha) | Medium (4- 10 ha) | Big (>=10 ha) |        |                |
| (1)   | (2)                       | (3)  | (4)             | (5)                    | (6)               | (7)           | (8)    |                |
| 1     | ANDAMAN & NICOBAR ISLANDS | 0  | 3               | 1                      | 1                 | 0             | 5      |                |
| 2     | ANDHRA PRADESH            | 23523  | 8135            | 3007                   | 478               | 163           | 35306  |                |
| 3     | ASSAM                     | 12079  | 173             | 101                    | 107               | 35            | 12495  |                |
| 4     | BIHAR                     | 1359   | 1273            | 876                    | 721               | 515           | 4744   |                |
| 5     | CHHATISGARH               | 1131   | 935             | 489                    | 220               | 31            | 2806   |                |
| 6     | GOA                       | 7  | 2               | 0                      | 0                 | 0             | 9      |                |
| 7     | GUJARAT                   | 27435  | 22465           | 6963                   | 1415              | 26            | 58304  |                |
| 8     | HARYANA                   | 19   | 49              | 135                    | 98                | 27            | 328    |                |
| 9     | HIMACHAL PRADESH          | 158  | 76              | 44                     | 5                 | 0             | 283    |                |
| 10    | JAMMU & KASHMIR           | 60   | 39              | 9                      | 3                 | 1             | 112    |                |
| 11    | JHARKHAND                 | 8  | 10              | 9                      | 1                 | 0             | 28     |                |
| 12    | KARNATAKA                 | 8809   | 6297            | 2666                   | 878               | 126           | 18776  |                |
| 13    | KERALA                    | 632  | 43              | 6                      | 5                 | 0             | 686    |                |
| 14    | MADHYA PRADESH            | 80050  | 91512           | 77483                  | 36942             | 3438          | 289425 |                |
| 15    | MAHARASHTRA               | 9288   | 13416           | 7628                   | 3006              | 754           | 34092  |                |
| 16    | MEGHALAYA                 | 0  | 4               | 1                      | 0                 | 0             | 5      |                |
| 17    | ODISHA                    | 381  | 126             | 110                    | 19                | 0             | 636    |                |
| 18    | PUDUCHERRY                | 34   | 7               | 6                      | 0                 | 0             | 47     |                |
| 19    | PUNJAB                    | 202  | 468             | 1406                   | 835               | 128           | 3039   |                |
| 20    | RAJASTHAN                 | 261  | 204             | 185                    | 101               | 42            | 793    |                |
| 21    | TAMIL NADU                | 6634   | 2234            | 928                    | 390               | 637           | 10823  |                |
| 22    | TELENGANA                 | 7291   | 2507            | 1693                   | 495               | 34            | 12020  |                |

(In Number)

| S.No. | State         | No. Shallow tubewells by size class of owner |                        |                               |                          |                      |        | Total (3 to 7) |
|-------|---------------|--|------------------------|-------------------------------|--------------------------|----------------------|--------|----------------|
|       |               | Marginal (0 -1 ha)<br>(3)                    | Small (1 -2 ha)<br>(4) | Semi- Medium (2- 4 ha)<br>(5) | Medium (4 -10 ha)<br>(6) | Big (>=10 ha)<br>(7) | (8)    |                |
| (1)   | (2)           |  |                        |                               |                          |                      |        |                |
| 23    | TRIPURA       | 14   | 7                      | 7                             | 0                        | 0                    | 28     |                |
| 24    | UTTARAKHAND   | 329  | 661                    | 635                           | 164                      | 8                    | 1797   |                |
| 25    | UTTAR PRADESH | 90650  | 17909                  | 6224                          | 1705                     | 469                  | 116957 |                |
| 26    | WEST BENGAL   | 2330   | 923                    | 123                           | 0                        | 0                    | 3376   |                |
|       | <b>Total</b>  | 272684                                       | 169478                 | 110735                        | 47589                    | 6434                 | 606920 |                |

**MINOR IRRIGATION CENSUS (2017-18)**

**TABLE 2.4: DISTRIBUTION OF SHALLOW TUBEWELLS AND COST OF CONSTRUCTION**

( In Rs. 000)

| S.No. | State                     | Number and Cost of Construction of Shallow Tube Wells Schemes commissioned during the period/year |             |         |            |         |            |         |            |         |            |        |             |  |  |  |  |  |  |
|-------|---------------------------|---|-------------|---------|------------|---------|------------|---------|------------|---------|------------|--------|-------------|--|--|--|--|--|--|
|       |                           | Up to 2013-14   |             | 2014-15 |            | 2015-16 |            | 2016-17 |            | 2017-18 |            | Total  |             |  |  |  |  |  |  |
|       |                           | No.   | Cost        | No.     | Cost       | No.     | Cost       | No.     | Cost       | No.     | Cost       | No.    | Cost        |  |  |  |  |  |  |
| (1)   | (2)                       | (3)   | (4)         | (5)     | (6)        | (7)     | (8)        | (9)     | (10)       | (11)    | (12)       | (13)   | (14)        |  |  |  |  |  |  |
| 1     | ANDAMAN & NICOBAR ISLANDS | 21  | 285.00      | 0       | 0.00       | 15      | 185.00     | 1       | 25.00      | 3       | 29.50      | 40     | 524.50      |  |  |  |  |  |  |
| 2     | ANDHRA PRADESH            | 154617  | 4132872.60  | 21661   | 597277.59  | 9842    | 333886.49  | 6701    | 221549.34  | 5341    | 174410.90  | 198162 | 5459996.91  |  |  |  |  |  |  |
| 3     | ARUNACHAL PRADESH         | 18  | 1780.00     | 0       | 0.00       | 0       | 0.00       | 0       | 0.00       | 0       | 0.00       | 18     | 1780.00     |  |  |  |  |  |  |
| 4     | ASSAM                     | 93658   | 1219764.61  | 29947   | 321040.30  | 7237    | 121409.91  | 11431   | 177593.02  | 8822    | 147841.82  | 151095 | 1987649.65  |  |  |  |  |  |  |
| 5     | BIHAR                     | 74767   | 1359413.96  | 36812   | 725920.01  | 23300   | 466023.22  | 16763   | 352858.99  | 32236   | 669545.31  | 183878 | 3573761.48  |  |  |  |  |  |  |
| 6     | CHHATTISGARH              | 17955   | 517318.94   | 4411    | 143562.79  | 2516    | 96466.69   | 1661    | 66592.65   | 1332    | 54257.14   | 27875  | 878198.21   |  |  |  |  |  |  |
| 7     | DELHI                     | 2727  | 96508.96    | 101     | 4438.50    | 28      | 1253.50    | 42      | 1843.00    | 93      | 5523.00    | 2991   | 109566.96   |  |  |  |  |  |  |
| 8     | GOA                       | 40  | 3593.10     | 16      | 1399.03    | 4       | 355.00     | 3       | 40.00      | 8       | 555.00     | 71     | 5942.13     |  |  |  |  |  |  |
| 9     | GUJARAT                   | 302224  | 12889620.21 | 53      | 2676.00    | 49      | 3255.56    | 905     | 49474.00   | 14      | 1550.00    | 303245 | 12946575.76 |  |  |  |  |  |  |
| 10    | HARYANA                   | 9717  | 442787.47   | 3505    | 188783.60  | 2853    | 131423.28  | 1080    | 53371.60   | 3737    | 150633.35  | 20892  | 966999.29   |  |  |  |  |  |  |
| 11    | HIMACHAL PRADESH          | 4520  | 251506.23   | 358     | 33776.62   | 129     | 11335.45   | 167     | 15473.75   | 81      | 7832.75    | 5255   | 319924.80   |  |  |  |  |  |  |
| 12    | JAMMU & KASHMIR           | 2761  | 95419.72    | 883     | 24535.40   | 399     | 10693.00   | 197     | 5801.50    | 526     | 17878.00   | 4766   | 154327.62   |  |  |  |  |  |  |
| 13    | JHARKHAND                 | 1014  | 60357.84    | 215     | 15103.08   | 184     | 17682.42   | 109     | 7815.42    | 89      | 6113.82    | 1611   | 107072.58   |  |  |  |  |  |  |
| 14    | KARNATAKA                 | 49012   | 3110033.55  | 22249   | 1494286.38 | 15857   | 1127918.78 | 12223   | 858994.47  | 15782   | 1139024.22 | 115123 | 7730257.39  |  |  |  |  |  |  |
| 15    | KERALA                    | 2175  | 56379.20    | 543     | 21088.90   | 249     | 12173.00   | 105     | 4107.74    | 74      | 3112.00    | 3146   | 96860.84    |  |  |  |  |  |  |
| 16    | MADHYA PRADESH            | 182400  | 907710.02   | 81961   | 519977.47  | 67613   | 427657.08  | 50591   | 329185.29  | 36895   | 308830.76  | 419460 | 2493360.62  |  |  |  |  |  |  |
| 17    | MAHARASHTRA               | 79952   | 3721994.23  | 9418    | 554767.94  | 9298    | 567653.24  | 19247   | 1228731.39 | 13185   | 860082.15  | 131100 | 6933228.94  |  |  |  |  |  |  |
| 18    | MEGHALAYA                 | 16  | 372.00      | 10      | 233.00     | 10      | 260.00     | 80      | 1965.50    | 687     | 17617.50   | 803    | 20448.00    |  |  |  |  |  |  |
| 19    | MIZORAM                   | 4   | 90.00       | 0       | 0.00       | 0       | 0.00       | 0       | 0.00       | 0       | 0.00       | 4      | 90.00       |  |  |  |  |  |  |
| 20    | NAGALAND                  | 10  | 405.99      | 0       | 0.00       | 0       | 0.00       | 0       | 0.00       | 0       | 0.00       | 10     | 405.99      |  |  |  |  |  |  |
| 21    | ODISHA                    | 30081   | 683621.90   | 6602    | 187792.35  | 3595    | 105354.82  | 1532    | 53402.91   | 633     | 21413.87   | 42443  | 1051585.85  |  |  |  |  |  |  |

| S.No. | State         | Number and Cost of Construction of Shallow Tube Wells Schemes commissioned during the period/year |              |            |             |            |             |            |              |             |              |             |              |  |  |  |  |  |  |
|-------|---------------|---|--------------|------------|-------------|------------|-------------|------------|--------------|-------------|--------------|-------------|--------------|--|--|--|--|--|--|
|       |               | Up to 2013-14   |              | 2014-15    |             | 2015-16    |             | 2016-17    |              | 2017-18     |              | Total       |              |  |  |  |  |  |  |
|       |               | No.<br>(3)  | Cost<br>(4)  | No.<br>(5) | Cost<br>(6) | No.<br>(7) | Cost<br>(8) | No.<br>(9) | Cost<br>(10) | No.<br>(11) | Cost<br>(12) | No.<br>(13) | Cost<br>(14) |  |  |  |  |  |  |
| (1)   | (2)           |   |              |            |             |            |             |            |              |             |              |             |              |  |  |  |  |  |  |
| 22    | PUDUCHERRY    | 390   | 16836.01     | 94         | 4644.00     | 3          | 175.00      | 2          | 110.00       | 136         | 7545.00      | 625         | 29310.01     |  |  |  |  |  |  |
| 23    | PUNJAB        | 144202  | 5662186.38   | 17335      | 895666.59   | 7689       | 368386.30   | 7812       | 341880.45    | 4151        | 176822.04    | 181189      | 7444941.76   |  |  |  |  |  |  |
| 24    | RAJASTHAN     | 15968   | 963881.20    | 2491       | 130145.08   | 1698       | 96106.16    | 1007       | 52125.19     | 253         | 13716.40     | 21417       | 1255974.03   |  |  |  |  |  |  |
| 25    | TAMIL NADU    | 76863   | 3173368.81   | 4681       | 217270.53   | 1393       | 67396.16    | 1427       | 64254.01     | 4662        | 238924.76    | 89026       | 3761214.27   |  |  |  |  |  |  |
| 26    | TELENGANA     | 57362   | 2083680.11   | 8127       | 352443.10   | 4780       | 215913.98   | 2633       | 141942.76    | 3888        | 230262.85    | 76790       | 3024242.80   |  |  |  |  |  |  |
| 27    | TRIPURA       | 258   | 25638.10     | 168        | 13618.20    | 147        | 13909.90    | 183        | 14459.59     | 253         | 19260.45     | 1009        | 86886.24     |  |  |  |  |  |  |
| 28    | UTTARAKHAND   | 40126   | 1116802.83   | 2376       | 82793.47    | 1283       | 44331.42    | 597        | 23245.90     | 456         | 23139.56     | 44838       | 1290313.18   |  |  |  |  |  |  |
| 29    | UTTAR PRADESH | 2658296   | 67848086.90  | 250788     | 6472527.25  | 164861     | 4305615.17  | 114174     | 2816904.10   | 145549      | 3518751.00   | 3333668     | 84961884.42  |  |  |  |  |  |  |
| 30    | WEST BENGAL   | 125163  | 3270577.88   | 46836      | 1268253.61  | 26185      | 720453.56   | 15932      | 466317.68    | 13420       | 376624.39    | 227536      | 6102227.11   |  |  |  |  |  |  |
|       | <b>Total</b>  | 4126317   | 113712893.75 | 551641     | 14274020.79 | 351217     | 9267274.09  | 266605     | 7350065.25   | 292306      | 8191297.54   | 5588086     | 152795551.34 |  |  |  |  |  |  |

**MINOR IRRIGATION CENSUS (2017-18)**

**TABLE 2.5.1: DISTRIBUTION OF SHALLOW TUBEWELLS BY COST OF MAINTENANCE IN THE REFERENCE YEAR**

(In Number)

| S.No. | State                     | No. of Shallow tube well according to the annual cost of maintenance |                          |                           |                            |                             |                       |    |
|-------|---------------------------|--|--------------------------|---------------------------|----------------------------|-----------------------------|-----------------------|----|
|       |                           | Upto Rs. 1000<br>(3)   | Rs. 1000 to 10000<br>(4) | Rs. 10000 to 50000<br>(5) | Rs. 50000 to 100000<br>(6) | More than Rs. 100000<br>(7) | Total (3 to 7)<br>(8) |    |
| 1     | ANDAMAN & NICOBAR ISLANDS | 40   | 0                        | 0                         | 0                          | 0                           | 0                     | 40 |
| 2     | ANDHRA PRADESH            | 42197  | 140871                   | 14567                     | 519                        | 8                           | 198162                |    |
| 3     | ARUNACHAL PRADESH         | 18   | 0                        | 0                         | 0                          | 0                           | 18                    |    |
| 4     | ASSAM                     | 30556  | 119887                   | 652                       | 0                          | 0                           | 151095                |    |
| 5     | BIHAR                     | 122516   | 58011                    | 3347                      | 4                          | 0                           | 183878                |    |
| 6     | CHHATISGARH               | 17590  | 9994                     | 291                       | 0                          | 0                           | 27875                 |    |
| 7     | DELHI                     | 426  | 2444                     | 121                       | 2                          | 0                           | 2993                  |    |
| 8     | GOA                       | 57   | 11                       | 3                         | 0                          | 0                           | 71                    |    |
| 9     | GUJARAT                   | 79508  | 221904                   | 1833                      | 0                          | 0                           | 303245                |    |
| 10    | HARYANA                   | 2388   | 16562                    | 1728                      | 214                        | 0                           | 20892                 |    |
| 11    | HIMACHAL PRADESH          | 3134   | 2085                     | 36                        | 0                          | 0                           | 5255                  |    |
| 12    | JAMMU & KASHMIR           | 2706   | 2047                     | 13                        | 0                          | 0                           | 4766                  |    |
| 13    | JHARKHAND                 | 1552   | 52                       | 6                         | 1                          | 0                           | 1611                  |    |
| 14    | KARNATAKA                 | 22182  | 61227                    | 29126                     | 2586                       | 2                           | 115123                |    |
| 15    | KERALA                    | 2026   | 1108                     | 12                        | 0                          | 0                           | 3146                  |    |
| 16    | MADHYA PRADESH            | 412814   | 5231                     | 1361                      | 54                         | 0                           | 419460                |    |
| 17    | MAHARASHTRA               | 49411  | 70537                    | 10995                     | 130                        | 27                          | 131100                |    |
| 18    | MEGHALAYA                 | 4  | 797                      | 2                         | 0                          | 0                           | 803                   |    |
| 19    | MIZORAM                   | 3  | 1                        | 0                         | 0                          | 0                           | 4                     |    |
| 20    | NAGALAND                  | 10   | 0                        | 0                         | 0                          | 0                           | 10                    |    |
| 21    | ODISHA                    | 30778  | 11422                    | 233                       | 10                         | 0                           | 42443                 |    |
| 22    | PUDUCHERRY                | 72   | 532                      | 21                        | 0                          | 0                           | 625                   |    |
| 23    | PUNJAB                    | 78773  | 94793                    | 7613                      | 10                         | 0                           | 181189                |    |

(In Number)

| S.No. | State         | No. of Shallow tube well according to the annual cost of maintenance |                             |                           |                               |                             |                       |  |
|-------|---------------|--|-----------------------------|---------------------------|-------------------------------|-----------------------------|-----------------------|--|
|       |               | Upto Rs. 1000<br>(3)   | Rs. 1000 to<br>10000<br>(4) | Rs. 10000 to 50000<br>(5) | Rs. 50000 to<br>100000<br>(6) | More than Rs. 100000<br>(7) | Total (3 to 7)<br>(8) |  |
| (1)   | (2)           |  |                             |                           |                               |                             |                       |  |
| 24    | RAJASTHAN     | 3083   | 15370                       | 2803                      | 160                           | 1                           | 21417                 |  |
| 25    | TAMIL NADU    | 17248  | 63567                       | 8124                      | 83                            | 4                           | 89026                 |  |
| 26    | TELENGANA     | 10491  | 60531                       | 5687                      | 81                            | 0                           | 76790                 |  |
| 27    | TRIPURA       | 332  | 676                         | 1                         | 0                             | 0                           | 1009                  |  |
| 28    | UTTARAKHAND   | 16009  | 28018                       | 801                       | 9                             | 1                           | 44838                 |  |
| 29    | UTTAR PRADESH | 1370212  | 1912319                     | 51012                     | 133                           | 3                           | 3333679               |  |
| 30    | WEST BENGAL   | 27286  | 200250                      | 0                         | 0                             | 0                           | 227536                |  |
|       | <b>Total</b>  | 2343422  | 3100247                     | 140388                    | 3996                          | 46                          | 5588099               |  |



**MINOR IRRIGATION CENSUS (2017-18)**

**Table. 2.5.2: AVERAGE COST OF CONSTRUCTION, MACHINERY, ANNUAL MAINTENANCE AND AVERAGE AMOUNT OF SUBSIDY RECEIVED FOR SHALLOW TUBEWELLS**

(Amount in thousands)

| S.No. | State                     | Average cost of construction | Average cost of Machinery | Average cost of annual maintenance during 2017-18 | Subsidy for Construction                                |                           | Subsidy for Machinery                                   |   |
|-------|---------------------------|------------------------------|---------------------------|---|---|---------------------------|---|---|
|       |                           |                              |                           |   | No. of Shallow tube well for which subsidy was received | Average amount of subsidy | No. of Shallow tube well for which subsidy was received | Average amount of subsidy for machinery |
| (1)   | (2)                       | (3)                          | (4)                       | (5)   | (6)   | (7)                       | (8)   | (9)                                     |
| 1     | ANDAMAN & NICOBAR ISLANDS | 13                           | 6                         | 0   | 0   | 0                         | 0   | 0                                       |
| 2     | ANDHRA PRADESH            | 28                           | 26                        | 5   | 15626   | 19                        | 18917   | 18                                      |
| 3     | ARUNACHAL PRADESH         | 99                           | 31                        | 0   | 0   | 0                         | 0   | 0                                       |
| 4     | ASSAM                     | 13                           | 19                        | 2   | 13791   | 5                         | 32226   | 14                                      |
| 5     | BIHAR                     | 19                           | 17                        | 1   | 8682  | 4                         | 8315  | 5                                       |
| 6     | CHHATISGARH               | 32                           | 23                        | 2   | 1670  | 23                        | 2001  | 17                                      |
| 7     | GOA                       | 84                           | 18                        | 2   | 1   | 60                        | 1   | 20                                      |
| 8     | GUJARAT                   | 43                           | 24                        | 2   | 798   | 9                         | 403   | 3                                       |
| 9     | HARYANA                   | 46                           | 33                        | 6   | 363   | 19                        | 277   | 14                                      |
| 10    | HIMACHAL PRADESH          | 61                           | 20                        | 2   | 129   | 69                        | 71  | 17                                      |
| 11    | JAMMU & KASHMIR           | 32                           | 19                        | 1   | 210   | 11                        | 209   | 11                                      |
| 12    | JHARKHAND                 | 66                           | 5                         | 0   | 930   | 63                        | 238   | 12                                      |
| 13    | KARNATAKA                 | 67                           | 51                        | 11  | 8837  | 62                        | 8747  | 42                                      |
| 14    | KERALA                    | 31                           | 10                        | 1   | 116   | 8                         | 219   | 5                                       |
| 15    | MADHYA PRADESH            | 6                            | 33                        | 0   | 47169   | 22                        | 62034   | 26                                      |
| 16    | MAHARASHTRA               | 53                           | 21                        | 4   | 1826  | 23                        | 1764  | 8                                       |
| 17    | MEGHALAYA                 | 25                           | 20                        | 3   | 0   | 0                         | 0   | 0                                       |
| 18    | MIZORAM                   | 23                           | 26                        | 1   | 0   | 0                         | 0   | 0                                       |
| 19    | NAGALAND                  | 41                           | 31                        | 0   | 2   | 41                        | 2   | 31                                      |

(Amount in thousands)

| S.No. | State         | Average cost of construction | Average cost of Machinery | Average cost of annual maintenance during 2017-18 | Subsidy for Construction                                |                           | Subsidy for Machinery                                   |   |
|-------|---------------|------------------------------|---------------------------|---|---|---------------------------|---|---|
|       |               |                              |                           |   | No. of Shallow tube well for which subsidy was received | Average amount of subsidy | No. of Shallow tube well for which subsidy was received | Average amount of subsidy for machinery |
| (1)   | (2)           | (3)                          | (4)                       | (5)   | (6)   | (7)                       | (8)   | (9)                                     |
| 20    | ODISHA        | 25                           | 14                        | 1   | 6156  | 20                        | 8856  | 11                                      |
| 21    | PUDUCHERRY    | 47                           | 19                        | 5   | 0   | 0                         | 1   | 0                                       |
| 22    | PUNJAB        | 41                           | 23                        | 2   | 245   | 18                        | 551   | 3                                       |
| 23    | RAJASTHAN     | 59                           | 46                        | 7   | 355   | 6                         | 6099  | 13                                      |
| 24    | TAMIL NADU    | 42                           | 25                        | 5   | 6150  | 16                        | 6246  | 10                                      |
| 25    | TELENGANA     | 39                           | 30                        | 6   | 12443   | 16                        | 12235   | 14                                      |
| 26    | TRIPURA       | 86                           | 28                        | 2   | 47  | 50                        | 46  | 23                                      |
| 27    | UTTARAKHAND   | 29                           | 17                        | 3   | 141   | 86                        | 109   | 52                                      |
| 28    | UTTAR PRADESH | 25                           | 22                        | 2   | 1187386   | 7                         | 55565   | 4                                       |
| 29    | WEST BENGAL   | 27                           | 14                        | 2   | 3822  | 6                         | 3822  | 2                                       |
|       | <b>Total</b>  | 27                           | 23                        | 2   | 1316895   | 8                         | 228954  | 15                                      |

**MINOR IRRIGATION CENSUS (2017-18)**

**TABLE 2.6: DISTRIBUTION OF SHALLOW TUBEWELLS UNDER INDIVIDUAL OWNERSHIP ACCORDING TO MAJOR SOURCE OF FINANCE**

(In Number)

| S.No. | State                     | With Single Source of Finance |            |            |              |        | With two Sources of Finance |                        |                        |                           |                       |                          |                          | Grand Total (8 +16) |        |                 |
|-------|---------------------------|-------------------------------|------------|------------|--------------|--------|-----------------------------|------------------------|------------------------|---------------------------|-----------------------|--------------------------|--------------------------|---------------------|--------|-----------------|
|       |                           | Bank Loan                     | Govt. Fund | Own Saving | Money Lender | Others | Total (3 to 7)              | Own Saving & Bank Loan | Own Saving & Govt Fund | Own Saving & Money Lender | Bank Loan & Govt Fund | Bank Loan & Money Lender | Govt Fund & Money Lender |                     | Others | Total (9 to 15) |
| (1)   | (2)                       | (3)                           | (4)        | (5)        | (6)          | (7)    | (8)                         | (9)                    | (10)                   | (11)                      | (12)                  | (13)                     | (14)                     | (15)                | (16)   | (17)            |
| 1     | ANDAMAN & NICOBAR ISLANDS | 0                             | 0          | 21         | 0            | 0      | 21                          | 0                      | 0                      | 0                         | 0                     | 0                        | 0                        | 17                  | 17     | 38              |
| 2     | ANDHRA PRADESH            | 2079                          | 409        | 128471     | 4928         | 5491   | 141378                      | 6187                   | 2758                   | 20218                     | 226                   | 737                      | 105                      | 21553               | 51784  | 193162          |
| 3     | ASSAM                     | 169                           | 3          | 1078       | 0            | 26     | 1276                        | 18                     | 11                     | 12                        | 23                    | 1                        | 1                        | 67287               | 67353  | 68629           |
| 4     | BIHAR                     | 60                            | 85         | 12221      | 51           | 234    | 12651                       | 10880                  | 2978                   | 3276                      | 5504                  | 84                       | 151                      | 147146              | 170019 | 182670          |
| 5     | CHHATISGARH               | 20                            | 109        | 2408       | 1            | 83     | 2621                        | 1194                   | 1710                   | 38                        | 105                   | 2                        | 1                        | 21891               | 24941  | 27562           |
| 6     | GOA                       | 1                             | 0          | 6          | 0            | 0      | 7                           | 2                      | 1                      | 0                         | 0                     | 0                        | 0                        | 29                  | 32     | 39              |
| 7     | GUJARAT                   | 13267                         | 7480       | 125311     | 1250         | 130881 | 278189                      | 1642                   | 592                    | 74                        | 69                    | 45                       | 56                       | 13984               | 16462  | 294651          |
| 8     | HARYANA                   | 73                            | 159        | 3622       | 83           | 628    | 4565                        | 47                     | 5                      | 24                        | 9                     | 1                        | 1                        | 1652                | 1739   | 6304            |
| 9     | HIMACHAL PRADESH          | 10                            | 9          | 926        | 0            | 52     | 997                         | 237                    | 74                     | 6                         | 4                     | 0                        | 0                        | 3323                | 3644   | 4641            |
| 10    | JAMMU & KASHMIR           | 1                             | 92         | 3478       | 1            | 3      | 3575                        | 0                      | 140                    | 0                         | 0                     | 0                        | 0                        | 675                 | 815    | 4390            |
| 11    | JHARKHAND                 | 5                             | 13         | 75         | 0            | 8      | 101                         | 17                     | 87                     | 2                         | 18                    | 1                        | 0                        | 401                 | 526    | 627             |
| 12    | KARNATAKA                 | 9089                          | 597        | 79032      | 604          | 1570   | 90892                       | 8440                   | 94                     | 5844                      | 166                   | 280                      | 1                        | 8083                | 22908  | 113800          |
| 13    | KERALA                    | 4                             | 8          | 1603       | 5            | 55     | 1675                        | 38                     | 200                    | 36                        | 5                     | 4                        | 0                        | 1013                | 1296   | 2971            |
| 14    | MADHYA PRADESH            | 15448                         | 3835       | 227712     | 3220         | 47993  | 298208                      | 1847                   | 968                    | 1342                      | 871                   | 166                      | 124                      | 58897               | 64215  | 362423          |
| 15    | MAHARASHTRA               | 16932                         | 6658       | 93206      | 619          | 1819   | 119234                      | 147                    | 26                     | 1                         | 16                    | 0                        | 3                        | 563                 | 756    | 119990          |
| 16    | MEGHALAYA                 | 0                             | 1          | 714        | 0            | 0      | 715                         | 1                      | 0                      | 0                         | 0                     | 0                        | 0                        | 79                  | 80     | 795             |
| 17    | ODISHA                    | 111                           | 315        | 5724       | 13           | 32     | 6195                        | 1419                   | 8115                   | 4646                      | 252                   | 30                       | 100                      | 20288               | 34850  | 41045           |
| 18    | PUDUCHERRY                | 0                             | 0          | 1          | 0            | 0      | 1                           | 1                      | 0                      | 0                         | 0                     | 0                        | 0                        | 616                 | 617    | 618             |
| 19    | PUNJAB                    | 1393                          | 523        | 124510     | 2294         | 3680   | 132400                      | 536                    | 79                     | 4258                      | 14                    | 2                        | 2                        | 42848               | 47739  | 180139          |

(In Number)

| S.No. | State         | With Single Source of Finance |            |            |              |        |                | With two Sources of Finance |                        |                           |                       |                          |                          | Grand Total (8 +16) |         |                 |
|-------|---------------|-------------------------------|------------|------------|--------------|--------|----------------|-----------------------------|------------------------|---------------------------|-----------------------|--------------------------|--------------------------|---------------------|---------|-----------------|
|       |               | Bank Loan                     | Govt. Fund | Own Saving | Money Lender | Others | Total (3 to 7) | Own Saving & Bank Loan      | Own Saving & Govt Fund | Own Saving & Money Lender | Bank Loan & Govt Fund | Bank Loan & Money Lender | Govt Fund & Money Lender |                     | Others  | Total (9 to 15) |
| (1)   | (2)           | (3)                           | (4)        | (5)        | (6)          | (7)    | (8)            | (9)                         | (10)                   | (11)                      | (12)                  | (13)                     | (14)                     | (15)                | (16)    | (17)            |
| 20    | RAJASTHAN     | 229                           | 54         | 7071       | 25           | 192    | 7571           | 1768                        | 50                     | 319                       | 25                    | 30                       | 1                        | 1758                | 3951    | 11522           |
| 21    | TAMIL NADU    | 953                           | 201        | 37186      | 58           | 347    | 38745          | 2912                        | 230                    | 1309                      | 106                   | 26                       | 15                       | 33944               | 38542   | 77287           |
| 22    | TELENGANA     | 213                           | 153        | 10109      | 302          | 19     | 10796          | 1944                        | 179                    | 32976                     | 122                   | 364                      | 51                       | 29736               | 65372   | 76168           |
| 23    | TRIPURA       | 1                             | 691        | 125        | 0            | 0      | 817            | 0                           | 14                     | 0                         | 3                     | 0                        | 0                        | 0                   | 17      | 834             |
| 24    | UTTARAKHAND   | 3                             | 11         | 1295       | 0            | 19     | 1328           | 16766                       | 91                     | 570                       | 184                   | 69                       | 6                        | 25156               | 42842   | 44170           |
| 25    | UTTAR PRADESH | 20875                         | 101759     | 1378868    | 3332         | 13803  | 1518637        | 97055                       | 731940                 | 13366                     | 12915                 | 1188                     | 3101                     | 952929              | 1812494 | 3331131         |
| 26    | WEST BENGAL   | 2612                          | 1210       | 167775     | 7215         | 8063   | 186875         | 0                           | 0                      | 0                         | 0                     | 0                        | 0                        | 0                   | 0       | 186875          |
|       | <b>Total</b>  | 83548                         | 124375     | 2412548    | 24001        | 214998 | 289470         | 153098                      | 750342                 | 88317                     | 20637                 | 3030                     | 3719                     | 1453868             | 2473011 | 5332481         |

**MINOR IRRIGATION CENSUS (2017-18)**

**TABLE 2.7: DISTRIBUTION OF SHALLOW TUBEWELLS BY STATUS OF UTILISATION**

(In Number)

| S.No. | State                     | Shallow tube well in use | Shallowtube well not in use |             |             | Grand Total (3+6) | Number of Schemes meant only for re charge of ground water |                         |             |
|-------|---------------------------|--------------------------|-----------------------------|-------------|-------------|-------------------|--|-------------------------|-------------|
|       |                           |                          | Temporarily                 | Permanently | Total (4+5) |                   | In use   | Not in use (Temp + Pmt) | Total (8+9) |
| (1)   | (2)                       | (3)                      | (4)                         | (5)         | (6)         | (7)               | (8)  | (9)                     | (10)        |
| 1     | ANDAMAN & NICOBAR ISLANDS | 40                       | 0                           | 0           | 0           | 40                | 0  | 0                       | 0           |
| 2     | ANDHRA PRADESH            | 186050                   | 8734                        | 3378        | 12112       | 198162            | 11   | 0                       | 11          |
| 3     | ARUNACHAL PRADESH         | 3                        | 8                           | 7           | 15          | 18                | 0  | 0                       | 0           |
| 4     | ASSAM                     | 147501                   | 1590                        | 2004        | 3594        | 151095            | 36   | 0                       | 36          |
| 5     | BIHAR                     | 182302                   | 978                         | 598         | 1576        | 183878            | 19912  | 712                     | 20624       |
| 6     | CHHATISGARH               | 27805                    | 55                          | 15          | 70          | 27875             | 561  | 10                      | 571         |
| 7     | GOA                       | 69                       | 2                           | 0           | 2           | 71                | 0  | 0                       | 0           |
| 8     | GUJARAT                   | 300629                   | 1744                        | 872         | 2616        | 303245            | 237  | 0                       | 237         |
| 9     | HARYANA                   | 20873                    | 17                          | 2           | 19          | 20892             | 211  | 1                       | 212         |
| 10    | HIMACHAL PRADESH          | 5233                     | 17                          | 5           | 22          | 5255              | 1  | 1                       | 2           |
| 11    | JAMMU & KASHMIR           | 4763                     | 2                           | 1           | 3           | 4766              | 1  | 0                       | 1           |
| 12    | JHARKHAND                 | 1568                     | 34                          | 9           | 43          | 1611              | 135  | 8                       | 143         |
| 13    | KARNATAKA                 | 114257                   | 338                         | 528         | 866         | 115123            | 11192  | 132                     | 11324       |
| 14    | KERALA                    | 3118                     | 11                          | 17          | 28          | 3146              | 8  | 23                      | 31          |
| 15    | MADHYA PRADESH            | 417257                   | 1253                        | 950         | 2203        | 419460            | 3460   | 47                      | 3507        |
| 16    | MAHARASHTRA               | 130550                   | 387                         | 163         | 550         | 131100            | 4173   | 112                     | 4285        |
| 17    | MEGHALAYA                 | 802                      | 0                           | 1           | 1           | 803               | 1  | 1                       | 2           |
| 18    | MIZORAM                   | 1                        | 3                           | 0           | 3           | 4                 | 0  | 2                       | 2           |
| 19    | NAGALAND                  | 7                        | 1                           | 2           | 3           | 10                | 0  | 0                       | 0           |
| 20    | ODISHA                    | 39126                    | 2396                        | 921         | 3317        | 42443             | 510  | 140                     | 650         |
| 21    | PUDUCHERRY                | 597                      | 3                           | 25          | 28          | 625               | 0  | 5                       | 5           |
| 22    | PUNJAB                    | 181129                   | 59                          | 1           | 60          | 181189            | 66   | 1                       | 67          |

(In Number)

| S.No. | State         | Shallow tube well in use | Shallowtube well not in use |             |             | Grand Total (3+6) | Number of Schemes meant only for re charge of ground water |                          |             |
|-------|---------------|--------------------------|-----------------------------|-------------|-------------|-------------------|--|--------------------------|-------------|
|       |               |                          | Temporarily                 | Permanently | Total (4+5) |                   | In use   | Not in use (Temp + Prmt) | Total (8+9) |
| (1)   | (2)           | (3)                      | (4)                         | (5)         | (6)         | (7)               | (8)  | (9)                      | (10)        |
| 23    | RAJASTHAN     | 21138                    | 200                         | 79          | 279         | 21417             | 20   | 14                       | 34          |
| 24    | TAMIL NADU    | 85718                    | 2487                        | 821         | 3308        | 89026             | 13077  | 1238                     | 14315       |
| 25    | TELENGANA     | 74297                    | 1876                        | 617         | 2493        | 76790             | 2578   | 198                      | 2776        |
| 26    | TRIPURA       | 863                      | 112                         | 34          | 146         | 1009              | 0  | 0                        | 0           |
| 27    | UTTARAKHAND   | 44622                    | 8                           | 208         | 216         | 44838             | 51   | 6                        | 57          |
| 28    | UTTAR PRADESH | 3292278                  | 33768                       | 7633        | 41401       | 3333679           | 15168  | 6447                     | 21615       |
| 29    | WESTBENGAL    | 217683                   | 5677                        | 4176        | 9853        | 227536            | 0  | 180                      | 180         |
|       | <b>Total</b>  | 5500279                  | 61760                       | 23067       | 84827       | 5585106           | 71409  | 9278                     | 80687       |

**MINOR IRRIGATION CENSUS (2017-18)**

**TABLE 2.8: DISTRIBUTION OF SHALLOW TUBEWELLS TEMPORARILY NOT IN USE BY REASON**

( In Number/In Ha)

| S.No. | State             | Non Adequate Power/Fuel |        | Mechanical Break Down |         | Less discharge of Water |         | Non-Availability of Finance |        | Lack of Maintenance |        | Others |         | Total |         |
|-------|-------------------|-------------------------|--------|-----------------------|---------|-------------------------|---------|-----------------------------|--------|---------------------|--------|--------|---------|-------|---------|
|       |                   | No.                     | PL     | No.                   | PL      | No.                     | PL      | No.                         | PL     | No.                 | PL     | No.    | PL      | No.   | PL      |
| (1)   | (2)               | (3)                     | (4)    | (5)                   | (6)     | (7)                     | (8)     | (9)                         | (10)   | (11)                | (12)   | (13)   | (14)    | (15)  | (16)    |
| 1     | ANDHRA PRADESH    | 238                     | 201.12 | 682                   | 380.83  | 6528                    | 4453.19 | 342                         | 193.92 | 212                 | 136.77 | 732    | 326.46  | 8734  | 5692.29 |
| 2     | ARUNACHAL PRADESH | 1                       | 13.00  | 3                     | 74.00   | 1                       | 4.00    | 2                           | 23.50  | 1                   | 13.00  | 0      | 0.00    | 8     | 127.50  |
| 3     | ASSAM             | 49                      | 84.70  | 713                   | 566.91  | 48                      | 42.00   | 48                          | 64.40  | 11                  | 8.50   | 721    | 533.26  | 1590  | 1299.77 |
| 4     | BIHAR             | 53                      | 3.00   | 174                   | 129.33  | 333                     | 230.00  | 32                          | 29.66  | 112                 | 196.00 | 274    | 426.99  | 978   | 1014.98 |
| 5     | CHHATTISGARH      | 11                      | 13.66  | 12                    | 8.09    | 11                      | 7.39    | 0                           | 0.00   | 2                   | 0.00   | 19     | 15.96   | 55    | 45.10   |
| 6     | GOA               | 0                       | 0.00   | 0                     | 0.00    | 0                       | 0.00    | 0                           | 0.00   | 2                   | 0.00   | 0      | 0.00    | 2     | 0.00    |
| 7     | GUJARAT           | 0                       | 0.00   | 1739                  | 699.12  | 0                       | 0.00    | 0                           | 0.00   | 1                   | 0.58   | 4      | 2.00    | 1744  | 701.70  |
| 8     | HARYANA           | 1                       | 0.00   | 1                     | 10.00   | 0                       | 0.00    | 0                           | 0.00   | 1                   | 0.00   | 14     | 0.00    | 17    | 10.00   |
| 9     | HIMACHAL PRADESH  | 3                       | 0.25   | 6                     | 0.00    | 0                       | 0.00    | 1                           | 0.00   | 0                   | 0.00   | 7      | 2.00    | 17    | 2.25    |
| 10    | JAMMU & KASHMIR   | 1                       | 0.00   | 0                     | 0.00    | 1                       | 0.00    | 0                           | 0.00   | 0                   | 0.00   | 0      | 0.00    | 2     | 0.00    |
| 11    | JHARKHAND         | 1                       | 0.00   | 7                     | 2.10    | 21                      | 14.85   | 1                           | 0.10   | 1                   | 0.80   | 3      | 0.20    | 34    | 18.05   |
| 12    | KARNATAKA         | 57                      | 1.80   | 46                    | 1.69    | 191                     | 16.03   | 1                           | 0.00   | 15                  | 2.00   | 28     | 1.27    | 338   | 22.79   |
| 13    | KERALA            | 0                       | 0.00   | 0                     | 0.00    | 1                       | 0.00    | 0                           | 0.00   | 0                   | 0.00   | 10     | 0.00    | 11    | 0.00    |
| 14    | MADHYA PRADESH    | 107                     | 29.05  | 159                   | 100.85  | 554                     | 147.03  | 46                          | 12.93  | 18                  | 8.09   | 369    | 131.12  | 1253  | 429.07  |
| 15    | MAHARASHTRA       | 70                      | 7.32   | 42                    | 5.32    | 169                     | 29.96   | 0                           | 0.00   | 0                   | 0.00   | 106    | 21.29   | 387   | 63.89   |
| 16    | MIZORAM           | 0                       | 0.00   | 2                     | 0.00    | 0                       | 0.00    | 0                           | 0.00   | 0                   | 0.00   | 1      | 0.00    | 3     | 0.00    |
| 17    | NAGALAND          | 0                       | 0.00   | 0                     | 0.00    | 0                       | 0.00    | 0                           | 0.00   | 1                   | 9.00   | 0      | 0.00    | 1     | 9.00    |
| 18    | ODISHA            | 48                      | 74.45  | 961                   | 2712.22 | 207                     | 399.95  | 60                          | 151.99 | 214                 | 513.21 | 906    | 2355.98 | 2396  | 6207.80 |
| 19    | PUDUCHERRY        | 0                       | 0.00   | 0                     | 0.00    | 0                       | 0.00    | 0                           | 0.00   | 0                   | 0.00   | 3      | 0.00    | 3     | 0.00    |
| 20    | PUNJAB            | 56                      | 6.38   | 1                     | 0.00    | 1                       | 0.00    | 1                           | 0.00   | 0                   | 0.00   | 0      | 0.00    | 59    | 6.38    |
| 21    | RAJASTHAN         | 5                       | 37.00  | 14                    | 23.32   | 99                      | 221.01  | 1                           | 0.00   | 3                   | 11.20  | 78     | 113.98  | 200   | 406.51  |
| 22    | TAMIL NADU        | 188                     | 14.96  | 252                   | 52.32   | 1353                    | 174.31  | 72                          | 14.92  | 137                 | 67.89  | 485    | 128.08  | 2487  | 452.48  |
| 23    | TELENGANA         | 24                      | 17.11  | 65                    | 4.87    | 1737                    | 522.35  | 14                          | 1.67   | 14                  | 3.16   | 22     | 0.52    | 1876  | 549.68  |

( In Number/In Ha)

| S.No. | State         | Non Availability of Adequate Power/Fuel |         | Mechanical Break Down |         | Less discharge of Water |         | Non -Availability of Finance |        | Lack of Maintenance |         | Others |          | Total |          |
|-------|---------------|---|---------|-----------------------|---------|-------------------------|---------|------------------------------|--------|---------------------|---------|--------|----------|-------|----------|
|       |               | No.                                     | PL      | No.                   | PL      | No.                     | PL      | No.                          | PL     | No.                 | PL      | No.    | PL       | No.   | PL       |
| (1)   | (2)           | (3)                                     | (4)     | (5)                   | (6)     | (7)                     | (8)     | (9)                          | (10)   | (11)                | (12)    | (13)   | (14)     | (15)  | (16)     |
| 24    | TRIPURA       | 2                                       | 0.90    | 100                   | 50.00   | 0                       | 0.00    | 0                            | 0.00   | 0                   | 0.00    | 10     | 1.70     | 112   | 52.60    |
| 25    | UTTARAKHAND   | 1                                       | 0.40    | 0                     | 0.00    | 0                       | 0.00    | 0                            | 0.00   | 1                   | 0.00    | 6      | 0.45     | 8     | 0.85     |
| 26    | UTTAR PRADESH | 129                                     | 119.54  | 879                   | 651.53  | 198                     | 167.61  | 75                           | 50.45  | 54                  | 101.20  | 32433  | 22108.34 | 33768 | 23198.67 |
| 27    | WEST BENGAL   | 635                                     | 449.57  | 874                   | 663.60  | 415                     | 317.42  | 284                          | 226.34 | 159                 | 111.34  | 3310   | 2061.98  | 5677  | 3830.25  |
|       | <b>Total</b>  | 1680                                    | 1074.21 | 6732                  | 6136.10 | 11868                   | 6747.10 | 980                          | 769.88 | 959                 | 1182.74 | 39541  | 28231.58 | 61760 | 44141.61 |



**MINOR IRRIGATION CENSUS (2017-18)**

**TABLE 2.9: DISTRIBUTION OF SHALLOW TUBEWELLS PERMANENTLY NOT IN USE BY REASON**

( In Number/In Ha)

| S.No. | State             | Salinity |      | Dried up |      | Destroyed beyond repair |      | Sea water intrusion |      | Industrial effluents |      | Availability of Major/Medium Irrigation Projects |      | Other reasons |      | Total |      |
|-------|-------------------|----------|------|----------|------|-------------------------|------|---------------------|------|----------------------|------|--|------|---------------|------|-------|------|
|       |                   | No.      | PL   | No.      | PL   | No.                     | PL   | No.                 | PL   | No.                  | PL   | No.  | PL   | No.           | PL   | No.   | PL   |
| (1)   | (2)               | (3)      | (4)  | (5)      | (6)  | (7)                     | (8)  | (9)                 | (10) | (11)                 | (12) | (13)   | (14) | (15)          | (16) | (17)  | (18) |
| 1     | ANDHRA PRADESH    | 170      | 0.00 | 1784     | 0.00 | 540                     | 0.00 | 14                  | 0.00 | 2                    | 0.00 | 236  | 0.00 | 632           | 0.00 | 3378  | 0.00 |
| 2     | ARUNACHAL PRADESH | 0        | 0.00 | 0        | 0.00 | 0                       | 0.00 | 0                   | 0.00 | 0                    | 0.00 | 0  | 0.00 | 7             | 0.00 | 7     | 0.00 |
| 3     | ASSAM             | 8        | 0.00 | 1637     | 0.00 | 32                      | 0.00 | 0                   | 0.00 | 0                    | 0.00 | 0  | 0.00 | 327           | 0.00 | 2004  | 0.00 |
| 4     | BIHAR             | 180      | 0.00 | 137      | 0.00 | 123                     | 0.00 | 36                  | 0.00 | 30                   | 0.00 | 3  | 0.00 | 89            | 0.00 | 598   | 0.00 |
| 5     | CHHATISGARH       | 2        | 0.00 | 2        | 0.00 | 0                       | 0.00 | 0                   | 0.00 | 0                    | 0.00 | 0  | 0.00 | 11            | 0.00 | 15    | 0.00 |
| 6     | GUJARAT           | 484      | 0.00 | 30       | 0.00 | 13                      | 0.00 | 8                   | 0.00 | 4                    | 0.00 | 6  | 0.00 | 327           | 0.00 | 872   | 0.00 |
| 7     | HARYANA           | 0        | 0.00 | 0        | 0.00 | 0                       | 0.00 | 0                   | 0.00 | 0                    | 0.00 | 0  | 0.00 | 2             | 0.00 | 2     | 0.00 |
| 8     | HIMACHAL PRADESH  | 0        | 0.00 | 1        | 0.00 | 1                       | 0.00 | 0                   | 0.00 | 0                    | 0.00 | 0  | 0.00 | 3             | 0.00 | 5     | 0.00 |
| 9     | JAMMU & KASHMIR   | 0        | 0.00 | 0        | 0.00 | 0                       | 0.00 | 0                   | 0.00 | 0                    | 0.00 | 0  | 0.00 | 1             | 0.00 | 1     | 0.00 |
| 10    | JHARKHAND         | 1        | 0.00 | 6        | 0.00 | 0                       | 0.00 | 0                   | 0.00 | 0                    | 0.00 | 0  | 0.00 | 2             | 0.00 | 9     | 0.00 |
| 11    | KARNATAKA         | 88       | 0.00 | 187      | 0.00 | 181                     | 0.00 | 1                   | 0.00 | 3                    | 0.00 | 0  | 0.00 | 68            | 0.00 | 528   | 0.00 |
| 12    | KERALA            | 0        | 0.00 | 0        | 0.00 | 0                       | 0.00 | 0                   | 0.00 | 0                    | 0.00 | 0  | 0.00 | 17            | 0.00 | 17    | 0.00 |
| 13    | MADHYA PRADESH    | 30       | 0.00 | 352      | 0.00 | 52                      | 0.00 | 14                  | 0.00 | 10                   | 0.00 | 10   | 0.00 | 482           | 0.00 | 950   | 0.00 |
| 14    | MAHARASHTRA       | 5        | 0.00 | 127      | 0.00 | 12                      | 0.00 | 5                   | 0.00 | 5                    | 0.00 | 0  | 0.00 | 9             | 0.00 | 163   | 0.00 |
| 15    | MEGHALAYA         | 0        | 0.00 | 0        | 0.00 | 0                       | 0.00 | 0                   | 0.00 | 0                    | 0.00 | 0  | 0.00 | 1             | 0.00 | 1     | 0.00 |
| 16    | NAGALAND          | 0        | 0.00 | 0        | 0.00 | 0                       | 0.00 | 0                   | 0.00 | 0                    | 0.00 | 0  | 0.00 | 2             | 0.00 | 2     | 0.00 |
| 17    | ODISHA            | 34       | 0.00 | 136      | 0.00 | 226                     | 0.00 | 25                  | 0.00 | 4                    | 0.00 | 3  | 0.00 | 493           | 0.00 | 921   | 0.00 |
| 18    | PUDUCHERRY        | 0        | 0.00 | 0        | 0.00 | 0                       | 0.00 | 0                   | 0.00 | 0                    | 0.00 | 0  | 0.00 | 25            | 0.00 | 25    | 0.00 |

( In Number/In Ha)

| S.No. | State         | Salinity |      | Dried up |      | Destroyed beyond repair |      | Sea water intrusion |      | Industrial effluents |      | Availability of Major/Medium Irrigation Projects |      | Other reasons |      | Total |      |
|-------|---------------|----------|------|----------|------|-------------------------|------|---------------------|------|----------------------|------|--|------|---------------|------|-------|------|
|       |               | No.      | PL   | No.      | PL   | No.                     | PL   | No.                 | PL   | No.                  | PL   | No.  | PL   | No.           | PL   | No.   | PL   |
| (1)   | (2)           | (3)      | (4)  | (5)      | (6)  | (7)                     | (8)  | (9)                 | (10) | (11)                 | (12) | (13)   | (14) | (15)          | (16) | (17)  | (18) |
| 19    | PUNJAB        | 0        | 0.00 | 0        | 0.00 | 0                       | 0.00 | 0                   | 0.00 | 0                    | 0.00 | 0  | 0.00 | 1             | 0.00 | 1     | 0.00 |
| 20    | RAJASTHAN     | 8        | 0.00 | 46       | 0.00 | 5                       | 0.00 | 0                   | 0.00 | 0                    | 0.00 | 2  | 0.00 | 18            | 0.00 | 79    | 0.00 |
| 21    | TAMIL NADU    | 177      | 0.00 | 273      | 0.00 | 65                      | 0.00 | 7                   | 0.00 | 1                    | 0.00 | 5  | 0.00 | 293           | 0.00 | 821   | 0.00 |
| 22    | TELENGANA     | 15       | 0.00 | 415      | 0.00 | 39                      | 0.00 | 2                   | 0.00 | 2                    | 0.00 | 3  | 0.00 | 141           | 0.00 | 617   | 0.00 |
| 23    | TRIPURA       | 0        | 0.00 | 9        | 0.00 | 0                       | 0.00 | 0                   | 0.00 | 0                    | 0.00 | 0  | 0.00 | 25            | 0.00 | 34    | 0.00 |
| 24    | UTTARAKHAND   | 14       | 0.00 | 95       | 0.00 | 42                      | 0.00 | 0                   | 0.00 | 0                    | 0.00 | 0  | 0.00 | 57            | 0.00 | 208   | 0.00 |
| 25    | UTTAR PRADESH | 98       | 0.00 | 839      | 0.00 | 491                     | 0.00 | 54                  | 0.00 | 153                  | 0.00 | 75   | 0.00 | 5923          | 0.00 | 7633  | 0.00 |
| 26    | WEST BENGAL   | 339      | 0.00 | 186      | 0.00 | 517                     | 0.00 | 67                  | 0.00 | 64                   | 0.00 | 211  | 0.00 | 2792          | 0.00 | 4176  | 0.00 |
|       | <b>Total</b>  | 1653     | 0.00 | 6262     | 0.00 | 2339                    | 0.00 | 233                 | 0.00 | 278                  | 0.00 | 554  | 0.00 | 11748         | 0.00 | 23067 | 0.00 |

**MINOR IRRIGATION CENSUS (2017-18)**

**TABLE 2.10: DISTRIBUTION OF SHALLOW TUBE WELLS IN USE  
ACCORDING TO WATER DISTRIBUTION SYSTEM AND POTENTIAL UTILISED**

( In Number/In Ha)

| S.No. | State                      | No. & IPU of Shallow Tube Well Schemes According to Water Distribution System |          |                              |           |                  |           |              |            |       |          |           |           |        |          |        |            |     |     |
|-------|----------------------------|---|----------|------------------------------|-----------|------------------|-----------|--------------|------------|-------|----------|-----------|-----------|--------|----------|--------|------------|-----|-----|
|       |                            | Open Water (Lined/Pucca)  |          | Open Water (Unlined/Kutchia) |           | Underground pipe |           | Surface pipe |            | Drip  |          | Sprinkler |           | Others |          | Total  |            |     |     |
|       |                            | No.   | IPU      | No.                          | IPU       | No.              | IPU       | No.          | IPU        | No.   | IPU      | No.       | IPU       | No.    | IPU      | No.    | IPU        | No. | IPU |
| (1)   | (2)                        | (3)   | (4)      | (5)                          | (6)       | (7)              | (8)       | (9)          | (10)       | (11)  | (12)     | (13)      | (14)      | (15)   | (16)     | (17)   | (18)       |     |     |
| 1     | ANDAMAN & NICOBAR ISLAND S | 0   | 0.00     | 0                            | 0.00      | 0                | 0.00      | 38           | 27.78      | 0     | 0.00     | 0         | 0.00      | 2      | 1.80     | 40     | 29.58      |     |     |
| 2     | ANDHRA PRADESH             | 5955  | 12519.97 | 104579                       | 145651.81 | 12805            | 18906.89  | 38679        | 53008.23   | 21659 | 28504.52 | 1971      | 2379.00   | 402    | 731.57   | 186050 | 261701.99  |     |     |
| 3     | ARUNACHAL PRADESH          | 2   | 104.00   | 0                            | 0.00      | 1                | 16.00     | 0            | 0.00       | 0     | 0.00     | 0         | 0.00      | 0      | 0.00     | 3      | 120.00     |     |     |
| 4     | ASSAM                      | 7570  | 15803.99 | 128778                       | 160892.72 | 8737             | 4073.33   | 1402         | 1554.82    | 7     | 14.18    | 13        | 433.43    | 994    | 1193.98  | 147501 | 183966.45  |     |     |
| 5     | BIHAR                      | 1763  | 7727.05  | 10584                        | 38699.87  | 6223             | 50556.25  | 163103       | 951439.12  | 123   | 779.57   | 10        | 32.00     | 496    | 2172.67  | 182302 | 1051406.53 |     |     |
| 6     | CHHATTISGARH               | 918   | 1833.31  | 11983                        | 24390.23  | 434              | 902.31    | 12173        | 25315.30   | 91    | 230.02   | 195       | 609.54    | 2011   | 3360.26  | 27805  | 56640.97   |     |     |
| 7     | GOA                        | 21  | 17.40    | 11                           | 10.25     | 5                | 5.21      | 15           | 5.04       | 4     | 6.45     | 12        | 16.58     | 1      | 0.60     | 69     | 61.53      |     |     |
| 8     | GUJARAT                    | 14568   | 42694.72 | 101508                       | 246146.43 | 11297            | 22817.52  | 150134       | 362524.34  | 21722 | 45436.67 | 655       | 517.21    | 745    | 2402.28  | 300629 | 722539.17  |     |     |
| 9     | HARYANA                    | 3423  | 29760.00 | 13533                        | 111883.47 | 2446             | 15960.25  | 956          | 5087.02    | 46    | 98.78    | 302       | 1458.37   | 167    | 778.00   | 20873  | 165025.89  |     |     |
| 10    | HIMACHAL PRADESH           | 355   | 1056.59  | 3457                         | 6159.27   | 116              | 558.70    | 1299         | 2968.20    | 2     | 1.72     | 3         | 3.90      | 1      | 0.70     | 5233   | 10749.08   |     |     |
| 11    | JAMMU & KASHMIR            | 497   | 849.56   | 2781                         | 5815.05   | 6                | 9.94      | 1445         | 2004.56    | 2     | 1.80     | 1         | 2.00      | 31     | 43.64    | 4763   | 8726.55    |     |     |
| 12    | JHARKHAND                  | 52  | 82.61    | 584                          | 852.97    | 37               | 72.29     | 741          | 1446.69    | 3     | 1.65     | 0         | 0.00      | 151    | 308.03   | 1568   | 2764.24    |     |     |
| 13    | KARNATAKA                  | 9164  | 13366.24 | 7876                         | 12709.33  | 51342            | 76219.46  | 20547        | 37414.91   | 20386 | 25519.74 | 3521      | 4497.77   | 1421   | 1360.29  | 114257 | 171087.74  |     |     |
| 14    | KERALA                     | 61  | 25.81    | 326                          | 160.48    | 479              | 127.79    | 2027         | 765.21     | 69    | 125.48   | 99        | 37.64     | 57     | 48.83    | 3118   | 1291.24    |     |     |
| 15    | MADHYA PRADESH             | 2305  | 8111.60  | 39437                        | 148042.95 | 44479            | 153816.55 | 265075       | 1138680.09 | 3550  | 12965.94 | 59241     | 222123.59 | 3170   | 10439.26 | 417257 | 1694179.98 |     |     |
| 16    | MAHARASHTRA                | 6481  | 13506.32 | 25278                        | 37419.33  | 82692            | 165379.25 | 6482         | 12299.19   | 1355  | 2564.92  | 542       | 1031.39   | 7720   | 14030.76 | 130550 | 246231.16  |     |     |
| 17    | MEGHALAYA                  | 10  | 32.00    | 788                          | 1996.50   | 1                | 2.50      | 2            | 2.50       | 0     | 0.00     | 0         | 0.00      | 1      | 0.00     | 802    | 2033.50    |     |     |

( In Number/In Ha)

| S.No. | State         | No. & IPU of Shallow Tube Well Schemes According to Water Distribution System |           |                              |            |                  |           |              |            |       |           |           |           |        |           |         |             |  |  |
|-------|---------------|---|-----------|------------------------------|------------|------------------|-----------|--------------|------------|-------|-----------|-----------|-----------|--------|-----------|---------|-------------|--|--|
|       |               | Open Water (Lined/Pucca)  |           | Open Water (Unlined/Kutchia) |            | Underground pipe |           | Surface pipe |            | Drip  |           | Sprinkler |           | Others |           | Total   |             |  |  |
|       |               | No.   | IPU       | No.                          | IPU        | No.              | IPU       | No.          | IPU        | No.   | IPU       | No.       | IPU       | No.    | IPU       | No.     | IPU         |  |  |
| (1)   | (2)           | (3)   | (4)       | (5)                          | (6)        | (7)              | (8)       | (9)          | (10)       | (11)  | (12)      | (13)      | (14)      | (15)   | (16)      | (17)    | (18)        |  |  |
| 18    | MIZORAM       | 0   | 0.00      | 0                            | 0.00       | 0                | 0.00      | 1            | 0.00       | 0     | 0.00      | 0         | 0.00      | 0      | 0.00      | 1       | 0.00        |  |  |
| 19    | NAGALAND      | 2   | 7.00      | 0                            | 0.00       | 0                | 0.00      | 0            | 0.00       | 0     | 0.00      | 0         | 0.00      | 5      | 10.00     | 7       | 17.00       |  |  |
| 20    | ODISHA        | 721   | 1151.31   | 13821                        | 26870.62   | 579              | 1618.72   | 23258        | 34167.35   | 41    | 67.75     | 407       | 634.86    | 299    | 405.62    | 39126   | 64916.23    |  |  |
| 19    | NAGALAND      | 2   | 7.00      | 0                            | 0.00       | 0                | 0.00      | 0            | 0.00       | 0     | 0.00      | 0         | 0.00      | 5      | 10.00     | 7       | 17.00       |  |  |
| 20    | ODISHA        | 721   | 1151.31   | 13821                        | 26870.62   | 579              | 1618.72   | 23258        | 34167.35   | 41    | 67.75     | 407       | 634.86    | 299    | 405.62    | 39126   | 64916.23    |  |  |
| 21    | PUDUCHERRY    | 510   | 682.18    | 41                           | 75.38      | 38               | 71.57     | 8            | 15.04      | 0     | 0.00      | 0         | 0.00      | 0      | 0.00      | 597     | 844.17      |  |  |
| 22    | PUNJAB        | 19504   | 89875.15  | 157899                       | 686526.41  | 2794             | 13867.32  | 6            | 13.92      | 5     | 10.86     | 0         | 0.00      | 921    | 5813.21   | 181129  | 796106.87   |  |  |
| 23    | RAJASTHAN     | 405   | 1415.16   | 1949                         | 7815.75    | 1563             | 9385.52   | 13495        | 80908.60   | 187   | 473.37    | 3480      | 26308.40  | 59     | 282.58    | 21138   | 126589.38   |  |  |
| 24    | TAMIL NADU    | 14964   | 28735.60  | 51717                        | 160026.50  | 14086            | 52395.46  | 2343         | 6110.16    | 1663  | 5156.26   | 91        | 179.49    | 854    | 2644.19   | 85718   | 255247.66   |  |  |
| 25    | TELENGANA     | 11906   | 33503.67  | 9234                         | 11361.40   | 36336            | 49449.91  | 12550        | 19899.07   | 1009  | 1237.27   | 3184      | 6186.32   | 78     | 118.45    | 74297   | 121756.09   |  |  |
| 26    | TRIPURA       | 25  | 55.40     | 446                          | 995.04     | 304              | 696.22    | 88           | 187.80     | 0     | 0.00      | 0         | 0.00      | 0      | 0.00      | 863     | 1934.46     |  |  |
| 27    | UTTARAKHAND   | 2720  | 9658.71   | 41712                        | 159717.20  | 125              | 868.99    | 41           | 110.41     | 1     | 4.90      | 0         | 0.00      | 23     | 78.27     | 44622   | 170438.48   |  |  |
| 28    | UTTAR PRADESH | 64253   | 353180.25 | 1639130                      | 6940148.91 | 21808            | 96158.47  | 1538297      | 5592721.47 | 3287  | 10452.27  | 3839      | 16091.71  | 21664  | 153882.75 | 3292278 | 13162635.83 |  |  |
| 29    | WEST BENGAL   | 23067   | 97320.36  | 99682                        | 443408.46  | 9098             | 51848.62  | 79149        | 293075.14  | 265   | 1105.24   | 1607      | 5957.04   | 4815   | 13076.12  | 217683  | 905790.98   |  |  |
|       | <b>Total</b>  | 191222  | 763075.96 | 2467134                      | 957776.33  | 307831           | 785785.04 | 2333354      | 8621751.96 | 75477 | 134759.36 | 79173     | 288500.24 | 46088  | 213183.86 | 5500279 | 20184832.75 |  |  |

**MINOR IRRIGATION CENSUS (2017-18)**

**TABLE 2.11: DISTRIBUTION OF IN USE, TEMPORARILY NOT IN USE SHALLOW TUBEWELLS ACCORDING TO WATER LIFTING DEVICES**

(In Number)

| S.No. | State                     | Number of schemes by lifting Device |                      |             |                   |            |        |    | Total (3 to 7) |
|-------|---------------------------|-------------------------------------|----------------------|-------------|-------------------|------------|--------|----|----------------|
|       |                           | Submersible Pump (3)                | Centrifugal Pump (4) | Turbine (5) | Manual/Animal (6) | Others (7) | (8)    |    |                |
| 1     | ANDAMAN & NICOBAR ISLANDS | 0                                   | 39                   | 0           | 1                 | 0          | 0      | 40 |                |
| 2     | ANDHRA PRADESH            | 105363                              | 83895                | 3605        | 65                | 1856       | 194784 |    |                |
| 3     | ARUNACHAL PRADESH         | 6                                   | 5                    | 0           | 0                 | 0          | 11     |    |                |
| 4     | ASSAM                     | 24318                               | 67733                | 56058       | 32                | 950        | 149091 |    |                |
| 5     | BIHAR                     | 34626                               | 131155               | 6744        | 2888              | 7867       | 183280 |    |                |
| 6     | CHHAT ISGARH              | 26771                               | 440                  | 463         | 30                | 156        | 27860  |    |                |
| 7     | GOA                       | 55                                  | 11                   | 1           | 1                 | 3          | 71     |    |                |
| 8     | GUJARAT                   | 291515                              | 9854                 | 84          | 165               | 755        | 302373 |    |                |
| 9     | HARYANA                   | 12339                               | 6544                 | 765         | 0                 | 1242       | 20890  |    |                |
| 10    | HIMACHAL PRADESH          | 3138                                | 1865                 | 7           | 2                 | 238        | 5250   |    |                |
| 11    | JAMMU & KASHMIR           | 3219                                | 1342                 | 5           | 2                 | 197        | 4765   |    |                |
| 12    | JHARKHAND                 | 239                                 | 817                  | 107         | 221               | 218        | 1602   |    |                |
| 13    | KARNATAKA                 | 113289                              | 940                  | 146         | 7                 | 213        | 114595 |    |                |
| 14    | KERALA                    | 990                                 | 2028                 | 29          | 69                | 13         | 3129   |    |                |
| 15    | MADHYA PRADESH            | 397072                              | 11326                | 4605        | 556               | 4951       | 418510 |    |                |
| 16    | MAHARASHTRA               | 99564                               | 23513                | 1061        | 74                | 6725       | 130937 |    |                |
| 17    | MEGHALAYA                 | 0                                   | 65                   | 0           | 2                 | 735        | 802    |    |                |
| 18    | MIZORAM                   | 2                                   | 0                    | 0           | 1                 | 1          | 4      |    |                |
| 19    | NAGALAND                  | 1                                   | 7                    | 0           | 0                 | 0          | 8      |    |                |
| 20    | ODISHA                    | 9329                                | 31027                | 570         | 420               | 176        | 41522  |    |                |
| 21    | PUDUCHERRY                | 583                                 | 17                   | 0           | 0                 | 0          | 600    |    |                |
| 22    | PUNJAB                    | 109188                              | 70693                | 66          | 2                 | 1239       | 181188 |    |                |

(In Number)

| S.No. | State         | Number of schemes by lifting Device |                         |                |                      |               |                       |  | Total (3 to 7) |
|-------|---------------|-------------------------------------|-------------------------|----------------|----------------------|---------------|-----------------------|--|----------------|
|       |               | Submersible Pump<br>(3)             | Centrifugal Pump<br>(4) | Turbine<br>(5) | Manual/Animal<br>(6) | Others<br>(7) | Total (3 to 7)<br>(8) |  |                |
| 23    | RAJASTHAN     | 10420                               | 5055                    | 674            | 21                   | 5168          | 21338                 |  |                |
| 24    | TAMIL NADU    | 48498                               | 36427                   | 990            | 393                  | 1897          | 88205                 |  |                |
| 25    | TELENGANA     | 61736                               | 12823                   | 767            | 362                  | 485           | 76173                 |  |                |
| 26    | TRIPURA       | 941                                 | 31                      | 2              | 0                    | 1             | 975                   |  |                |
| 27    | UTTARAKHAND   | 16399                               | 28125                   | 47             | 2                    | 57            | 44630                 |  |                |
| 28    | UTTAR PRADESH | 273861                              | 3007452                 | 9458           | 0                    | 35275         | 3326046               |  |                |
| 29    | WEST BENGAL   | 45573                               | 163476                  | 6970           | 348                  | 6993          | 223360                |  |                |
|       | <b>Total</b>  | 1689035                             | 3696705                 | 93224          | 5664                 | 77411         | 5562039               |  |                |

**MINOR IRRIGATION CENSUS (2017-18)**

**TABLE 2.12: DISTRIBUTION OF IN USE, TEMPORARILY NOT IN USE SHALLOW TUBEWELLS ACCORDING TO SOURCE OF ENERGY**

(In Number)

| S.No. | State                     | Number of schemes by source of energy |             |            |             |               |        |        |  | Total (3 to 8) |
|-------|---------------------------|---------------------------------------|-------------|------------|-------------|---------------|--------|--------|--|----------------|
|       |                           | (3)                                   | (4)         | (5)        | (6)         | (7)           | (8)    | (9)    |  |                |
| (1)   | (2)                       | Electric Pump                         | Diesel Pump | Wind mills | Solar pumps | Manual/Animal | Others |        |  |                |
| 1     | ANDAMAN & NICOBAR ISLANDS | 37                                    | 2           | 0          | 0           | 1             | 0      | 40     |  |                |
| 2     | ANDHRA PRADESH            | 172737                                | 19351       | 47         | 1856        | 65            | 728    | 194784 |  |                |
| 3     | ARUNACHAL PRADESH         | 2                                     | 9           | 0          | 0           | 0             | 0      | 11     |  |                |
| 4     | ASSAM                     | 70998                                 | 78010       | 6          | 10          | 32            | 35     | 149091 |  |                |
| 5     | BIHAR                     | 26682                                 | 152927      | 221        | 131         | 2888          | 431    | 183280 |  |                |
| 6     | CHHATISGARH               | 27435                                 | 71          | 14         | 254         | 30            | 56     | 27860  |  |                |
| 7     | GOA                       | 64                                    | 6           | 0          | 0           | 1             | 0      | 71     |  |                |
| 8     | GUJARAT                   | 295908                                | 394         | 5738       | 6           | 165           | 162    | 302373 |  |                |
| 9     | HARYANA                   | 15192                                 | 5421        | 7          | 20          | 0             | 250    | 20890  |  |                |
| 10    | HIMACHAL PRADESH          | 4896                                  | 350         | 1          | 0           | 2             | 1      | 5250   |  |                |
| 11    | JAMMU & KASHMIR           | 4677                                  | 82          | 1          | 0           | 2             | 3      | 4765   |  |                |
| 12    | JHARKHAND                 | 563                                   | 728         | 12         | 35          | 221           | 43     | 1602   |  |                |
| 13    | KARNATAKA                 | 114114                                | 238         | 24         | 31          | 7             | 181    | 114595 |  |                |
| 14    | KERALA                    | 3014                                  | 39          | 1          | 0           | 69            | 6      | 3129   |  |                |
| 15    | MADHYA PRADESH            | 414398                                | 1841        | 60         | 476         | 556           | 1179   | 418510 |  |                |
| 16    | MAHARASHTRA               | 127863                                | 745         | 179        | 9           | 74            | 2067   | 130937 |  |                |
| 17    | MEGHALAYA                 | 26                                    | 773         | 1          | 0           | 2             | 0      | 802    |  |                |
| 18    | MIZORAM                   | 3                                     | 0           | 0          | 0           | 1             | 0      | 4      |  |                |
| 19    | NAGALAND                  | 0                                     | 4           | 0          | 3           | 0             | 1      | 8      |  |                |
| 20    | ODISHA                    | 28127                                 | 11514       | 68         | 31          | 420           | 1362   | 41522  |  |                |

(In Number)

| S.No. | State         | Number of schemes by source of energy |                    |                   |                    |                      |               |         | Total (3 to 8) |
|-------|---------------|---------------------------------------|--------------------|-------------------|--------------------|----------------------|---------------|---------|----------------|
|       |               | Electric Pump<br>(3)                  | Diesel Pump<br>(4) | Wind mills<br>(5) | Solar pumps<br>(6) | Manual/Animal<br>(7) | Others<br>(8) |         |                |
| (1)   | (2)           |                                       |                    |                   |                    |                      |               |         | (9)            |
| 21    | PUDUCHERRY    | 599                                   | 1                  | 0                 | 0                  | 0                    | 0             | 0       | 600            |
| 22    | PUNJAB        | 156216                                | 24751              | 61                | 76                 | 2                    | 82            | 181188  |                |
| 23    | RAJASTHAN     | 10932                                 | 10254              | 30                | 24                 | 21                   | 77            | 21338   |                |
| 24    | TAMIL NADU    | 77281                                 | 9834               | 100               | 42                 | 393                  | 555           | 88205   |                |
| 25    | TELENGANA     | 75271                                 | 507                | 10                | 9                  | 362                  | 14            | 76173   |                |
| 26    | TRIPURA       | 950                                   | 25                 | 0                 | 0                  | 0                    | 0             | 975     |                |
| 27    | UTTARAKHAND   | 19200                                 | 25382              | 8                 | 3                  | 2                    | 35            | 44630   |                |
| 28    | UTTAR PRADESH | 400912                                | 2923196            | 83                | 1812               | 0                    | 43            | 3326046 |                |
| 29    | WEST BENGAL   | 73664                                 | 147486             | 350               | 582                | 348                  | 930           | 223360  |                |
|       | <b>Total</b>  | 2121761                               | 3413941            | 7022              | 5410               | 5664                 | 8241          | 5562039 |                |



**MINOR IRRIGATION CENSUS (2017-18)**

**TABLE 2.13: DISTRIBUTION OF IN USE, TEMPORARILY NOT IN USE SHALLOW TUBEWELLS ACCORDING TO HORSE POWER OF LIFTING DEVICE**

(In Number)

| S.No. | State                     | No. of Shallow tube well by horse power of lifting devices |        |        |        |         |             |                |                             |        |      | Total (9 to 10) |
|-------|---------------------------|--|--------|--------|--------|---------|-------------|----------------|-----------------------------|--------|------|-----------------|
|       |                           | 0-2 hp   | 2-4 hp | 4-6 hp | 6-8 hp | 8-10 hp | above 10 hp | Total (3 to 8) | Schemes without horse power | (9)    | (10) |                 |
| (1)   | (2)                       | (3)  | (4)    | (5)    | (6)    | (7)     | (8)         | (9)            | (10)                        | (11)   |      |                 |
| 1     | ANDAMAN & NICOBAR ISLANDS | 37   | 0      | 2      | 0      | 0       | 0           | 39             | 1                           | 40     |      |                 |
| 2     | ANDHRA PRADESH            | 13126  | 46613  | 111136 | 17224  | 5000    | 1620        | 194719         | 65                          | 194784 |      |                 |
| 3     | ARUNACHAL PRADESH         | 0  | 0      | 4      | 0      | 5       | 2           | 11             | 0                           | 11     |      |                 |
| 4     | ASSAM                     | 3713   | 18464  | 126358 | 9      | 418     | 97          | 149059         | 32                          | 149091 |      |                 |
| 5     | BIHAR                     | 17316  | 24395  | 122180 | 12262  | 3720    | 519         | 180392         | 2888                        | 183280 |      |                 |
| 6     | CHHATTISGARH              | 888  | 1235   | 25692  | 4      | 4       | 7           | 27830          | 30                          | 27860  |      |                 |
| 7     | GOA                       | 23   | 14     | 23     | 2      | 8       | 0           | 70             | 1                           | 71     |      |                 |
| 8     | GUJARAT                   | 4642   | 86711  | 142846 | 46758  | 21027   | 389         | 302373         | 0                           | 302373 |      |                 |
| 9     | HARYANA                   | 321  | 106    | 1733   | 3380   | 10400   | 496         | 20890          | 0                           | 20890  |      |                 |
| 10    | HIMACHAL PRADESH          | 1249   | 742    | 1992   | 994    | 225     | 46          | 5248           | 2                           | 5250   |      |                 |
| 11    | JAMMU & KASHMIR           | 206  | 986    | 3487   | 47     | 30      | 7           | 4763           | 2                           | 4765   |      |                 |
| 12    | JHARKHAND                 | 932  | 134    | 284    | 21     | 4       | 6           | 1381           | 221                         | 1602   |      |                 |
| 13    | KARNATAKA                 | 1148   | 793    | 42132  | 32499  | 25342   | 12674       | 114588         | 7                           | 114595 |      |                 |
| 14    | KERALA                    | 2449   | 173    | 435    | 2      | 0       | 1           | 3060           | 69                          | 3129   |      |                 |
| 15    | MADHYA PRADESH            | 55195  | 86675  | 209457 | 46115  | 14836   | 5676        | 417954         | 556                         | 418510 |      |                 |
| 16    | MAHARASHTRA               | 59   | 285    | 128162 | 1607   | 520     | 230         | 130863         | 74                          | 130937 |      |                 |
| 17    | MEGHALAYA                 | 7  | 0      | 792    | 1      | 0       | 0           | 800            | 2                           | 802    |      |                 |
| 18    | MIZORAM                   | 3  | 0      | 0      | 0      | 0       | 0           | 3              | 1                           | 4      |      |                 |
| 19    | NAGALAND                  | 0  | 0      | 8      | 0      | 0       | 0           | 8              | 0                           | 8      |      |                 |
| 20    | ODISHA                    | 28612  | 7411   | 4767   | 100    | 120     | 92          | 41102          | 420                         | 41522  |      |                 |

(In Number)

| S.No. | State         | No. of Shallow tube well by horse power of lifting devices |               |               |               |                |                    |                       |                                     |         |  | Total (9 to 10) |  |  |  |
|-------|---------------|--|---------------|---------------|---------------|----------------|--------------------|-----------------------|-------------------------------------|---------|--|-----------------|--|--|--|
|       |               | 0-2 hp<br>(3)  | 2-4 hp<br>(4) | 4-6 hp<br>(5) | 6-8 hp<br>(6) | 8-10 hp<br>(7) | above 10 hp<br>(8) | Total (3 to 8)<br>(9) | Schemes without horse power<br>(10) | (11)    |  |                 |  |  |  |
| (1)   | (2)           |  |               |               |               |                |                    |                       |                                     |         |  |                 |  |  |  |
| 21    | PUDUCHERRY    | 2  | 1             | 167           | 155           | 194            | 81                 | 600                   | 0                                   | 600     |  |                 |  |  |  |
| 22    | PUNJAB        | 947  | 21432         | 80992         | 45207         | 22842          | 9766               | 181186                | 2                                   | 181188  |  |                 |  |  |  |
| 23    | RAJASTHAN     | 107  | 528           | 4022          | 7452          | 5881           | 3327               | 21317                 | 21                                  | 21338   |  |                 |  |  |  |
| 24    | TAMIL NADU    | 6242   | 8289          | 47142         | 19056         | 3448           | 3635               | 87812                 | 393                                 | 88205   |  |                 |  |  |  |
| 25    | TELENGANA     | 698  | 5222          | 61518         | 7999          | 337            | 37                 | 75811                 | 362                                 | 76173   |  |                 |  |  |  |
| 26    | TRIPURA       | 757  | 206           | 12            | 0             | 0              | 0                  | 975                   | 0                                   | 975     |  |                 |  |  |  |
| 27    | UTTARAKHAND   | 912  | 212           | 9154          | 27318         | 6931           | 101                | 44628                 | 2                                   | 44630   |  |                 |  |  |  |
| 28    | UTTAR PRADESH | 32516  | 87120         | 632008        | 1991914       | 556092         | 26385              | 3326035               | 11                                  | 3326046 |  |                 |  |  |  |
| 29    | WEST BENGAL   | 0  | 34157         | 188855        | 0             | 0              | 0                  | 223012                | 348                                 | 223360  |  |                 |  |  |  |
|       | <b>Total</b>  | 172107   | 431904        | 1945360       | 2260126       | 677384         | 69648              | 5556529               | 5510                                | 5562039 |  |                 |  |  |  |

**MINOR IRRIGATION CENSUS (2017-18)**

**TABLE 2.14: DISTRIBUTION OF IN USE, TEMPORARILY NOT IN USE SHALLOW TUBEWELLS  
ACCORDING TO TOTAL PUMPING HOURS OF OPERATION**

(In Number)

| S.No. | State                     | During Kharif Season |             |             |             |              |            | During Rabi Season |          |             |             |             |              |            |                  |
|-------|---------------------------|----------------------|-------------|-------------|-------------|--------------|------------|--------------------|----------|-------------|-------------|-------------|--------------|------------|------------------|
|       |                           | <200 hrs             | 200-400 hrs | 400-600 hrs | 600-800 hrs | 800-1000 hrs | >=1000 hrs | Total (3 to 8)     | <200 hrs | 200-400 hrs | 400-600 hrs | 600-800 hrs | 800-1000 hrs | >=1000 hrs | Total (10 to 15) |
| (1)   | (2)                       | (3)                  | (4)         | (5)         | (6)         | (7)          | (8)        | (9)                | (10)     | (11)        | (12)        | (13)        | (14)         | (15)       | (16)             |
| 1     | ANDAMAN & NICOBAR ISLANDS | 39                   | 0           | 0           | 0           | 0            | 0          | 39                 | 29       | 10          | 0           | 0           | 0            | 0          | 39               |
| 2     | ANDHRA PRADESH            | 97390                | 26845       | 20639       | 28848       | 17154        | 3843       | 19479              | 91882    | 30280       | 25405       | 23725       | 18271        | 5156       | 194719           |
| 3     | ARUNACHAL PRADESH         | 6                    | 5           | 0           | 0           | 0            | 0          | 11                 | 9        | 1           | 0           | 0           | 0            | 0          | 11               |
| 4     | ASSAM                     | 135234               | 12518       | 941         | 185         | 132          | 49         | 149059             | 129446   | 9577        | 6264        | 2166        | 749          | 857        | 149059           |
| 5     | BIHAR                     | 119945               | 40882       | 10950       | 3724        | 1637         | 3254       | 180392             | 140029   | 29443       | 5799        | 2487        | 1010         | 1624       | 180392           |
| 6     | CHHATISGARH               | 14231                | 9171        | 2096        | 1534        | 367          | 431        | 27830              | 6268     | 4625        | 7089        | 3484        | 1889         | 4475       | 27830            |
| 7     | GOA                       | 70                   | 0           | 0           | 0           | 0            | 0          | 70                 | 64       | 5           | 1           | 0           | 0            | 0          | 70               |
| 8     | GUJARAT                   | 302353               | 8           | 2           | 4           | 4            | 2          | 302373             | 2433     | 252185      | 47284       | 466         | 0            | 5          | 302373           |
| 9     | HARYANA                   | 6726                 | 8473        | 3707        | 1114        | 592          | 278        | 20890              | 9112     | 8229        | 1650        | 528         | 397          | 974        | 20890            |
| 10    | HIMACHAL PRADESH          | 4466                 | 332         | 57          | 31          | 14           | 348        | 5248               | 4036     | 803         | 83          | 69          | 52           | 205        | 5248             |
| 11    | JAMMU & KASHMIR           | 1038                 | 1767        | 931         | 564         | 139          | 324        | 4763               | 3912     | 826         | 3           | 12          | 9            | 1          | 4763             |
| 12    | JHARKHAND                 | 1152                 | 177         | 34          | 7           | 2            | 9          | 1381               | 1261     | 88          | 13          | 6           | 12           | 1          | 1381             |
| 13    | KARNATAKA                 | 68588                | 33826       | 7171        | 3237        | 1194         | 572        | 114588             | 73536    | 31095       | 6316        | 2499        | 669          | 473        | 114588           |
| 14    | KERALA                    | 2996                 | 56          | 3           | 2           | 0            | 3          | 3060               | 2940     | 95          | 15          | 1           | 3            | 6          | 3060             |
| 15    | MADHYA PRADESH            | 316311               | 57597       | 25355       | 12437       | 4307         | 1947       | 417954             | 101485   | 132193      | 74531       | 57139       | 35752        | 16854      | 417954           |
| 16    | MAHARASHTRA               | 73792                | 41648       | 667         | 431         | 43           | 14282      | 130863             | 58153    | 52252       | 4147        | 1447        | 375          | 14489      | 130863           |
| 17    | MEGHALAYA                 | 285                  | 509         | 5           | 0           | 1            | 0          | 800                | 23       | 144         | 101         | 515         | 15           | 2          | 800              |
| 18    | MIZORAM                   | 3                    | 0           | 0           | 0           | 0            | 0          | 3                  | 3        | 0           | 0           | 0           | 0            | 0          | 3                |
| 19    | NAGALAND                  | 7                    | 1           | 0           | 0           | 0            | 0          | 8                  | 7        | 0           | 1           | 0           | 0            | 0          | 8                |
| 20    | ODISHA                    | 34806                | 4354        | 1024        | 614         | 169          | 135        | 41102              | 21677    | 9663        | 4446        | 1967        | 1889         | 1460       | 41102            |
| 21    | PUDUCHERRY                | 232                  | 196         | 110         | 51          | 9            | 2          | 600                | 297      | 227         | 62          | 12          | 1            | 1          | 600              |
| 22    | PUNJAB                    | 19156                | 32333       | 45591       | 57714       | 23117        | 3275       | 181186             | 163164   | 15897       | 1165        | 466         | 219          | 275        | 181186           |

(In Number)

| S.No. | State         | During Kharif Season |             |             |             |              |            | During Rabi Season |          |             |             |             |              |            |                  |
|-------|---------------|----------------------|-------------|-------------|-------------|--------------|------------|--------------------|----------|-------------|-------------|-------------|--------------|------------|------------------|
|       |               | <200 hrs             | 200-400 hrs | 400-600 hrs | 600-800 hrs | 800-1000 hrs | >=1000 hrs | Total (3 to 8)     | <200 hrs | 200-400 hrs | 400-600 hrs | 600-800 hrs | 800-1000 hrs | >=1000 hrs | Total (10 to 15) |
| (1)   | (2)           | (3)                  | (4)         | (5)         | (6)         | (7)          | (8)        | (9)                | (10)     | (11)        | (12)        | (13)        | (14)         | (15)       | (16)             |
| 23    | RAJASTHAN     | 19591                | 842         | 175         | 439         | 76           | 194        | 21317              | 5815     | 3172        | 3374        | 4189        | 2297         | 2470       | 21317            |
| 24    | TAMIL NADU    | 48769                | 13600       | 8142        | 6731        | 4845         | 5725       | 87812              | 50931    | 17982       | 8543        | 5520        | 2606         | 2230       | 87812            |
| 25    | TELENGANA     | 8091                 | 14006       | 12896       | 10418       | 23820        | 6580       | 75811              | 5073     | 8521        | 10987       | 14573       | 30287        | 6370       | 75811            |
| 26    | TRIPURA       | 960                  | 14          | 1           | 0           | 0            | 0          | 975                | 564      | 358         | 34          | 17          | 1            | 1          | 975              |
| 27    | UTTARAKHAND   | 9723                 | 30142       | 3668        | 459         | 136          | 500        | 44628              | 20763    | 21196       | 1807        | 377         | 206          | 279        | 44628            |
| 28    | UTTAR PRADESH | 2347612              | 749421      | 145356      | 42078       | 21868        | 19700      | 3326035            | 2265228  | 827321      | 159313      | 36400       | 18153        | 19620      | 3326035          |
| 29    | WEST BENGAL   | 155260               | 67748       | 4           | 0           | 0            | 0          | 223012             | 196504   | 26508       | 0           | 0           | 0            | 0          | 223012           |
|       | <b>Total</b>  | 3788832              | 1146471     | 289525      | 170622      | 99626        | 61453      | 5556529            | 3354644  | 1482696     | 368434      | 158065      | 114862       | 77828      | 5556529          |

**MINOR IRRIGATION CENSUS (2017-18)**

**TABLE 2.15: DISTRIBUTION OF IN USE, TEMPORARILY NOT IN USE SHALLOW TUBEWELLS ACCORDING TO AVERAGE HOURS OF PUMPING PER DAY**

(In Number)

| S.No. | State                     | During Kharif Season |                |                 |                  |                  |                  | During Rabi Season    |                 |                 |                  |                   |                   | Total (10 to 15) |                   |      |
|-------|---------------------------|----------------------|----------------|-----------------|------------------|------------------|------------------|-----------------------|-----------------|-----------------|------------------|-------------------|-------------------|------------------|-------------------|------|
|       |                           | 0-4 hrs<br>(3)       | 4-8 hrs<br>(4) | 8-12 hrs<br>(5) | 12-16 hrs<br>(6) | 16-20 hrs<br>(7) | 20-24 hrs<br>(8) | Total (3 to 8)<br>(9) | 0-4 hrs<br>(10) | 4-8 hrs<br>(11) | 8-12 hrs<br>(12) | 12-16 hrs<br>(13) | 16-20 hrs<br>(14) |                  | 20-24 hrs<br>(15) | (16) |
| 1     | ANDAMAN & NICOBAR ISLANDS | 39                   | 0              | 0               | 0                | 0                | 0                | 39                    | 39              | 0               | 0                | 0                 | 0                 | 0                | 0                 | 39   |
| 2     | ANDHRA PRADESH            | 67962                | 104456         | 20357           | 1216             | 195              | 533              | 194719                | 64453           | 102995          | 24567            | 1901              | 229               | 574              | 194719            |      |
| 3     | ARUNACHAL PRADESH         | 4                    | 6              | 1               | 0                | 0                | 0                | 11                    | 8               | 2               | 0                | 1                 | 0                 | 0                | 11                |      |
| 4     | ASSAM                     | 80772                | 65932          | 2091            | 52               | 10               | 202              | 149059                | 112704          | 28444           | 6213             | 1173              | 293               | 232              | 149059            |      |
| 5     | BIHAR                     | 12051                | 68987          | 76248           | 16810            | 2943             | 3353             | 180392                | 18562           | 77435           | 67935            | 13253             | 2017              | 1190             | 180392            |      |
| 6     | CHHATTISGARH              | 4663                 | 12789          | 8899            | 1124             | 216              | 139              | 27830                 | 2400            | 6431            | 12814            | 4211              | 1426              | 548              | 27830             |      |
| 7     | GOA                       | 70                   | 0              | 0               | 0                | 0                | 0                | 70                    | 69              | 1               | 0                | 0                 | 0                 | 0                | 70                |      |
| 8     | GUJARAT                   | 150883               | 151480         | 7               | 2                | 0                | 1                | 302373                | 1583            | 299379          | 1409             | 0                 | 0                 | 2                | 302373            |      |
| 9     | HARYANA                   | 2551                 | 8618           | 8293            | 1002             | 179              | 247              | 20890                 | 1131            | 10946           | 7272             | 1369              | 97                | 75               | 20890             |      |
| 10    | HIMACHAL PRADESH          | 871                  | 2945           | 936             | 486              | 6                | 4                | 5248                  | 578             | 1816            | 2306             | 531               | 12                | 5                | 5248              |      |
| 11    | JAMMU & KASHMIR           | 533                  | 1217           | 2249            | 611              | 149              | 4                | 4763                  | 1504            | 2496            | 622              | 135               | 2                 | 4                | 4763              |      |
| 12    | JHARKHAND                 | 807                  | 326            | 204             | 23               | 13               | 8                | 1381                  | 932             | 335             | 96               | 11                | 3                 | 4                | 1381              |      |
| 13    | KARNATAKA                 | 63278                | 49945          | 1218            | 109              | 4                | 34               | 114588                | 65309           | 46919           | 2237             | 41                | 0                 | 82               | 114588            |      |
| 14    | KERALA                    | 3026                 | 27             | 3               | 0                | 0                | 4                | 3060                  | 2995            | 55              | 5                | 1                 | 1                 | 3                | 3060              |      |
| 15    | MADHYA PRADESH            | 234104               | 76057          | 96250           | 8526             | 1663             | 1354             | 417954                | 19365           | 132653          | 240525           | 19285             | 3165              | 2961             | 417954            |      |
| 16    | MAHARASHTRA               | 29831                | 77838          | 6239            | 16629            | 177              | 149              | 130863                | 20783           | 78475           | 14795            | 2090              | 14601             | 119              | 130863            |      |
| 17    | MEGHALAYA                 | 144                  | 166            | 489             | 0                | 0                | 1                | 800                   | 8               | 231             | 560              | 0                 | 0                 | 1                | 800               |      |
| 18    | MIZORAM                   | 3                    | 0              | 0               | 0                | 0                | 0                | 3                     | 3               | 0               | 0                | 0                 | 0                 | 0                | 3                 |      |
| 19    | NAGALAND                  | 6                    | 1              | 1               | 0                | 0                | 0                | 8                     | 6               | 2               | 0                | 0                 | 0                 | 0                | 8                 |      |
| 20    | ODISHA                    | 25096                | 13028          | 2500            | 380              | 44               | 54               | 41102                 | 12938           | 17613           | 9177             | 1089              | 96                | 189              | 41102             |      |
| 21    | PUDUCHERRY                | 174                  | 204            | 178             | 42               | 2                | 0                | 600                   | 232             | 248             | 107              | 13                | 0                 | 0                | 600               |      |

(In Number)

| S.No. | State         | During Kharif Season |                |                 |                  |                  |                  |                | During Rabi Season |                 |                  |                   |                   |                   |                     |
|-------|---------------|----------------------|----------------|-----------------|------------------|------------------|------------------|----------------|--------------------|-----------------|------------------|-------------------|-------------------|-------------------|---------------------|
|       |               | 0-4 hrs<br>(3)       | 4-8 hrs<br>(4) | 8-12 hrs<br>(5) | 12-16 hrs<br>(6) | 16-20 hrs<br>(7) | 20-24 hrs<br>(8) | Total (3 to 8) | 0-4 hrs<br>(10)    | 4-8 hrs<br>(11) | 8-12 hrs<br>(12) | 12-16 hrs<br>(13) | 16-20 hrs<br>(14) | 20-24 hrs<br>(15) | Total<br>(10 to 15) |
| 22    | PUNJAB        | 3468                 | 51758          | 123351          | 2130             | 394              | 85               | 181186         | 18281              | 152624          | 9115             | 841               | 260               | 65                | 181186              |
| 23    | RAJASTHAN     | 17523                | 2656           | 1048            | 67               | 15               | 8                | 21317          | 2473               | 11268           | 6518             | 986               | 59                | 13                | 21317               |
| 24    | TAMIL NADU    | 48605                | 21628          | 12004           | 4235             | 587              | 753              | 87812          | 46352              | 29134           | 9667             | 1953              | 275               | 431               | 87812               |
| 25    | TELENGANA     | 5293                 | 37372          | 31118           | 1818             | 54               | 156              | 75811          | 4704               | 30002           | 37295            | 3397              | 235               | 178               | 75811               |
| 26    | TRIPURA       | 657                  | 313            | 2               | 2                | 0                | 1                | 975            | 246                | 659             | 65               | 0                 | 0                 | 5                 | 975                 |
| 27    | UTTARAKHAND   | 1801                 | 8237           | 23787           | 9098             | 1112             | 593              | 44628          | 1935               | 12785           | 15178            | 13296             | 952               | 482               | 44628               |
| 28    | UTTAR PRADESH | 258752               | 1510181        | 1268507         | 186817           | 38580            | 63198            | 3326035        | 246299             | 1465372         | 1322782          | 203624            | 35722             | 52236             | 3326035             |
| 29    | WEST BENGAL   | 21852                | 169827         | 31330           | 2                | 0                | 1                | 223012         | 11932              | 211076          | 2                | 2                 | 0                 | 0                 | 223012              |
|       | <b>Total</b>  | 1034819              | 2435994        | 1717310         | 251181           | 46343            | 70882            | 5556529        | 657824             | 2719396         | 1791262          | 269203            | 59445             | 59399             | 5556529             |

**MINOR IRRIGATION CENSUS (2017-18)**

**TABLE 2.16: DISTRIBUTION OF SHALLOW TUBEWELLS ACCORDING TO DEPTH**

(In Number)

| S.No. | State<br>(2)              | No. by the depth of Shallow tube well |                     |                |        | Total (3 to 5)<br>(6) |
|-------|---------------------------|---------------------------------------|---------------------|----------------|--------|-----------------------|
|       |                           | 0 to 20 mts<br>(3)                    | 20 to 35 mts<br>(4) | >35 mts<br>(5) |        |                       |
| 1     | ANDAMAN & NICOBAR ISLANDS | 40                                    | 0                   | 0              | 40     |                       |
| 2     | ANDHRA PRADESH            | 125649                                | 72513               | 0              | 198162 |                       |
| 3     | ARUNACHAL PRADESH         | 5                                     | 13                  | 0              | 18     |                       |
| 4     | ASSAM                     | 81663                                 | 69432               | 0              | 151095 |                       |
| 5     | BIHAR                     | 62381                                 | 121497              | 0              | 183878 |                       |
| 6     | CHHATISGARH               | 9253                                  | 18622               | 0              | 27875  |                       |
| 7     | GOA                       | 42                                    | 29                  | 0              | 71     |                       |
| 8     | GUJARAT                   | 3185                                  | 300060              | 0              | 303245 |                       |
| 9     | HARYANA                   | 10201                                 | 10691               | 0              | 20892  |                       |
| 10    | HIMACHAL PRADESH          | 3081                                  | 2174                | 0              | 5255   |                       |
| 11    | JAMMU & KASHMIR           | 3589                                  | 1177                | 0              | 4766   |                       |
| 12    | JHARKHAND                 | 1365                                  | 246                 | 0              | 1611   |                       |
| 13    | KARNATAKA                 | 5306                                  | 109817              | 0              | 115123 |                       |
| 14    | KERALA                    | 2597                                  | 549                 | 0              | 3146   |                       |
| 15    | MADHYA PRADESH            | 69803                                 | 349657              | 0              | 419460 |                       |
| 16    | MAHARASHTRA               | 86526                                 | 44574               | 0              | 131100 |                       |
| 17    | MEGHALAYA                 | 153                                   | 650                 | 0              | 803    |                       |
| 18    | MIZORAM                   | 0                                     | 4                   | 0              | 4      |                       |
| 19    | NAGALAND                  | 7                                     | 3                   | 0              | 10     |                       |
| 20    | ODISHA                    | 12481                                 | 29962               | 0              | 42443  |                       |
| 21    | PUDUCHERRY                | 275                                   | 350                 | 0              | 625    |                       |
| 22    | PUNJAB                    | 63142                                 | 118047              | 0              | 181189 |                       |
| 23    | RAJASTHAN                 | 8057                                  | 13360               | 0              | 21417  |                       |
| 24    | TAMIL NADU                | 60968                                 | 28058               | 0              | 89026  |                       |
| 25    | TELENGANA                 | 14597                                 | 62189               | 4              | 76790  |                       |

(In Number)

| S.No. | State         | No. by the depth of Shallow tube well |                     |                |         | Total (3 to 5) |
|-------|---------------|---------------------------------------|---------------------|----------------|---------|----------------|
|       |               | 0 to 20 mts<br>(3)                    | 20 to 35 mts<br>(4) | >35 mts<br>(5) | (6)     |                |
| (1)   | (2)           |                                       |                     |                |         |                |
| 26    | TRIPURA       | 0                                     | 1009                | 0              | 1009    |                |
| 27    | UTTARAKHAND   | 28903                                 | 15935               | 0              | 44838   |                |
| 28    | UTTAR PRADESH | 888981                                | 2444696             | 2              | 3333679 |                |
| 29    | WEST BENGAL   | 28449                                 | 199087              | 0              | 227536  |                |
|       | <b>Total</b>  | 1570699                               | 4014401             | 6              | 5585106 |                |



**MINOR IRRIGATION CENSUS (2017-18)**

**TABLE 2.17: DISTRIBUTION OF SHALLOW TUBEWELLS IN AND OUTSIDE THE COMMAND AREA OF MAJOR/MEDIUM PROJECTS**

(In Number)

| S.No. | State                     | Outside command | No. of Shallow tubewells inside the command area - by reasons    |   |  |                   |                | Total (3+8) |
|-------|---------------------------|-----------------|--|---|--|-------------------|----------------|-------------|
|       |                           |                 | Water not available up to the field from major/medium scheme (4) | Water available but not adequate for irrigation (5) | Water available but not useable for irrigation (6) | Other reasons (7) | Total (4 to 7) |             |
| (1)   | (2)                       | (3)             | (4)  | (5)   | (6)  | (7)               | (8)            | (9)         |
| 1     | ANDAMAN & NICOBAR ISLANDS | 40              | 0  | 0   | 0  | 0                 | 0              | 40          |
| 2     | ANDHRA PRADESH            | 119420          | 32823  | 31027   | 1283   | 13609             | 78742          | 198162      |
| 3     | ARUNACHAL PRADESH         | 18              | 0  | 0   | 0  | 0                 | 0              | 18          |
| 4     | ASSAM                     | 149551          | 391  | 65  | 71   | 1017              | 1544           | 151095      |
| 5     | BIHAR                     | 177843          | 2010   | 1391  | 173  | 2461              | 6035           | 183878      |
| 6     | CHHATISGARH               | 24093           | 136  | 2569  | 5  | 1072              | 3782           | 27875       |
| 7     | GOA                       | 71              | 0  | 0   | 0  | 0                 | 0              | 71          |
| 8     | GUJARAT                   | 268657          | 22475  | 22  | 0  | 12091             | 34588          | 303245      |
| 9     | HARYANA                   | 19837           | 307  | 690   | 0  | 58                | 1055           | 20892       |
| 10    | HIMACHAL PRADESH          | 5177            | 12   | 64  | 0  | 2                 | 78             | 5255        |
| 11    | JAMMU & KASHMIR           | 4766            | 0  | 0   | 0  | 0                 | 0              | 4766        |
| 12    | JHARKHAND                 | 1593            | 5  | 8   | 0  | 5                 | 18             | 1611        |
| 13    | KARNATAKA                 | 114654          | 131  | 87  | 4  | 247               | 469            | 115123      |
| 14    | KERALA                    | 3121            | 7  | 14  | 0  | 4                 | 25             | 3146        |
| 15    | MADHYA PRADESH            | 268640          | 427  | 148903  | 26   | 1464              | 150820         | 419460      |
| 16    | MA HARASHTRA              | 118861          | 7  | 45  | 0  | 12187             | 12239          | 131100      |
| 17    | MEGHALAYA                 | 803             | 0  | 0   | 0  | 0                 | 0              | 803         |
| 18    | MIZORAM                   | 4               | 0  | 0   | 0  | 0                 | 0              | 4           |

(In Number)

| S.No. | State         | Outside command | No. of Shallow tubewells inside the command area - by reasons    |   |  |                   |                    | Total (3+8)    |
|-------|---------------|-----------------|--|---|--|-------------------|--------------------|----------------|
|       |               |                 | Water not available up to the field from major/medium scheme (4) | Water available but not adequate for irrigation (5) | Water available but not useable for irrigation (6) | Other reasons (7) | Total (4 to 7) (8) |                |
| (1)   | (2)           | (3)             | (4)  | (5)   | (6)  | (7)               | (8)                | (9)            |
| 19    | NAGALAND      | 10              | 0  | 0   | 0  | 0                 | 0                  | 10             |
| 20    | ODISHA        | 33877           | 4535   | 2257  | 157  | 1617              | 8566               | 42443          |
| 21    | PUDUCHERRY    | 625             | 0  | 0   | 0  | 0                 | 0                  | 625            |
| 22    | PUNJAB        | 153607          | 434  | 25298   | 66   | 1784              | 27582              | 181189         |
| 23    | RAJASTHAN     | 19333           | 659  | 513   | 13   | 899               | 2084               | 21417          |
| 24    | TAMIL NADU    | 76847           | 951  | 6693  | 334  | 4201              | 12179              | 89026          |
| 25    | TELENGANA     | 69337           | 1362   | 3748  | 64   | 2279              | 7453               | 76790          |
| 26    | TRIPURA       | 1009            | 0  | 0   | 0  | 0                 | 0                  | 1009           |
| 27    | UTTARAKHAND   | 44838           | 0  | 0   | 0  | 0                 | 0                  | 44838          |
| 28    | UTTAR PRADESH | 3311571         | 4625   | 3253  | 230  | 14000             | 22108              | 3333679        |
| 29    | WEST BENGAL   | 226960          | 0  | 0   | 0  | 576               | 576                | 227536         |
|       | <b>Total</b>  | <b>5215163</b>  | <b>71297</b>   | <b>226647</b>                                       | <b>2426</b>  | <b>69573</b>      | <b>369943</b>      | <b>5585106</b> |

**MINOR IRRIGATION CENSUS (2017-18)**

**TABLE 2.18.1: CCA AND SEASON WISE POTENTIAL CREATED THROUGH SHALLOW TUBEWELLS-ALL SCHEMES**

(In Hectares)

| S.No. | State                     | Culturable Command Area | Irrigation potential created |            |               |           | Total (4 to 7) |
|-------|---------------------------|-------------------------|------------------------------|------------|---------------|-----------|----------------|
|       |                           |                         | Khharif (4)                  | Rabi (5)   | Perennial (6) | Other (7) |                |
| (1)   | (2)                       | (3)                     | (4)                          | (5)        | (6)           | (7)       | (8)            |
| 1     | ANDAMAN & NICOBAR ISLANDS | 39.53                   | 13.08                        | 18.20      | 10.51         | 5.31      | 47.10          |
| 2     | ANDHRA PRADESH            | 234372.35               | 136292.04                    | 131899.85  | 43378.40      | 2180.66   | 313750.95      |
| 3     | ARUNACHAL PRADESH         | 439.00                  | 281.00                       | 210.50     | 32.00         | 35.00     | 558.50         |
| 4     | ASSAM                     | 193331.65               | 148180.83                    | 93207.38   | 424.37        | 7091.13   | 248903.71      |
| 5     | BIHAR                     | 988674.82               | 589250.22                    | 512978.50  | 87681.46      | 109727.59 | 1299637.77     |
| 6     | CHHATTISGARH              | 52724.71                | 38868.05                     | 32591.97   | 34.64         | 40.30     | 71534.96       |
| 7     | GOA                       | 61.78                   | 0.00                         | 5.89       | 55.89         | 0.00      | 61.78          |
| 8     | GUJARAT                   | 529491.53               | 373252.91                    | 373884.63  | 87757.39      | 4085.18   | 838980.11      |
| 9     | HARYANA                   | 93052.98                | 84835.33                     | 89836.76   | 142.50        | 207.36    | 175021.95      |
| 10    | HIMACHAL PRADESH          | 6950.88                 | 5452.44                      | 6002.71    | 41.24         | 70.42     | 11566.81       |
| 11    | JAMMU & KASHMIR           | 5118.78                 | 5084.36                      | 4459.55    | 0.00          | 0.00      | 9543.91        |
| 12    | JHARKHAND                 | 3587.06                 | 2165.75                      | 1164.34    | 204.26        | 152.24    | 3686.59        |
| 13    | KARNATAKA                 | 147953.98               | 113487.31                    | 30825.37   | 12195.31      | 20312.05  | 176820.04      |
| 14    | KERALA                    | 1246.49                 | 130.73                       | 244.50     | 790.28        | 147.76    | 1313.27        |
| 15    | MADHYA PRADESH            | 1442399.73              | 425810.05                    | 1250309.35 | 34920.30      | 67656.27  | 1778695.97     |
| 16    | MAHARASHTRA               | 254390.08               | 129541.16                    | 108101.10  | 36409.22      | 3579.21   | 277630.69      |
| 17    | MEGHALAYA                 | 1359.10                 | 731.55                       | 1122.90    | 0.00          | 400.65    | 2255.10        |
| 18    | MIZORAM                   | 0.00                    | 0.00                         | 0.00       | 0.00          | 0.00      | 0.00           |
| 19    | NAGALAND                  | 48.00                   | 35.00                        | 13.00      | 2.00          | 1.00      | 51.00          |
| 20    | ODISHA                    | 94618.02                | 74679.93                     | 52836.81   | 697.85        | 848.83    | 129063.42      |
| 21    | PUDUCHERRY                | 492.51                  | 385.19                       | 380.96     | 49.23         | 52.11     | 867.49         |
| 22    | PUNJAB                    | 471412.84               | 454765.72                    | 453126.57  | 8005.10       | 1374.86   | 917272.25      |
| 23    | RAJASTHAN                 | 128176.40               | 13558.26                     | 122031.68  | 165.90        | 928.24    | 136684.08      |
| 24    | TAMIL NADU                | 233766.59               | 114149.25                    | 124642.87  | 32792.45      | 5867.69   | 277452.26      |

(In Hectares)

| S.No. | State         | Culturable<br>Command Area | Irrigation potential created |             |                  |              | Total (4 to 7) |
|-------|---------------|----------------------------|------------------------------|-------------|------------------|--------------|----------------|
|       |               |                            | Kharif<br>(4)                | Rabi<br>(5) | Perennial<br>(6) | Other<br>(7) |                |
| (1)   | (2)           | (3)                        | (4)                          | (5)         | (6)              | (7)          | (8)            |
| 25    | TELENGANA     | 82553.46                   | 69802.46                     | 61123.45    | 351.74           | 146.53       | 131424.18      |
| 26    | TRIPURA       | 1697.28                    | 1326.94                      | 1270.81     | 0.00             | 25.20        | 2622.95        |
| 27    | UTTARAKHAND   | 100828.81                  | 82215.22                     | 84091.77    | 6683.74          | 4154.47      | 177145.20      |
| 28    | UTTAR PRADESH | 13388165.43                | 5570080.17                   | 5689484.12  | 2586250.74       | 2522842.58   | 16368657.61    |
| 29    | WEST BENGAL   | 621246.98                  | 421675.34                    | 343988.24   | 69113.42         | 254012.89    | 1088789.89     |
|       | <b>Total</b>  | 19078200.77                | 8856050.29                   | 9569853.78  | 3008189.94       | 3005945.53   | 24440039.54    |

**MINOR IRRIGATION CENSUS (2017-18)**

**TABLE 2.18.2: CCA AND SEASON WISE POTENTIAL CREATED THROUGH IN USE SHALLOW TUBEWELLS**

(In Hectares)

| S.No. | State                     | Culturable Command Area | Irrigation potential created |            |               |           | Total (4 to 7) |
|-------|---------------------------|-------------------------|------------------------------|------------|---------------|-----------|----------------|
|       |                           |                         | Kharif (4)                   | Rabi (5)   | Perennial (6) | Other (7) |                |
| (1)   | (2)                       | (3)                     | (4)                          | (5)        | (6)           | (7)       | (8)            |
| 1     | ANDAMAN & NICOBAR ISLANDS | 39.53                   | 13.08                        | 18.20      | 10.51         | 5.31      | 47.10          |
| 2     | ANDHRA PRADESH            | 220854.29               | 127928.23                    | 124320.64  | 41347.93      | 2016.88   | 295613.68      |
| 3     | ARUNACHAL PRADESH         | 122.00                  | 74.00                        | 51.00      | 0.00          | 4.00      | 129.00         |
| 4     | ASSAM                     | 186806.89               | 143398.05                    | 90802.66   | 421.87        | 7078.51   | 241701.09      |
| 5     | BIHAR                     | 982777.47               | 586472.57                    | 510830.33  | 87006.35      | 108774.48 | 1293083.73     |
| 6     | CHHATTISGARH              | 52652.80                | 38819.73                     | 32550.67   | 34.64         | 40.30     | 71445.34       |
| 7     | GOA                       | 61.53                   | 0.00                         | 5.64       | 55.89         | 0.00      | 61.53          |
| 8     | GUJARAT                   | 524496.80               | 369385.21                    | 370037.86  | 87342.92      | 4075.04   | 830841.03      |
| 9     | HARYANA                   | 92997.98                | 84790.33                     | 89785.76   | 142.50        | 207.36    | 174925.95      |
| 10    | HIMACHAL PRADESH          | 6937.74                 | 5440.33                      | 5990.74    | 41.21         | 70.40     | 11542.68       |
| 11    | JAMMU & KASHMIR           | 5117.03                 | 5082.61                      | 4459.55    | 0.00          | 0.00      | 9542.16        |
| 12    | JHARKHAND                 | 3466.51                 | 2109.08                      | 1124.67    | 183.26        | 146.89    | 3563.90        |
| 13    | KARNATAKA                 | 147136.96               | 112999.75                    | 30637.32   | 12004.21      | 20128.01  | 175769.29      |
| 14    | KERALA                    | 1244.07                 | 129.83                       | 244.50     | 788.76        | 147.76    | 1310.85        |
| 15    | MADHYA PRADESH            | 1437646.77              | 424612.36                    | 1246124.11 | 34804.27      | 67444.65  | 1772985.39     |
| 16    | MAHARASHTRA               | 253659.50               | 129106.07                    | 107737.96  | 36324.23      | 3577.71   | 276745.97      |
| 17    | MEGHALAYA                 | 1359.10                 | 731.55                       | 1122.90    | 0.00          | 400.65    | 2255.10        |
| 18    | MIZORAM                   | 0.00                    | 0.00                         | 0.00       | 0.00          | 0.00      | 0.00           |
| 19    | NAGALAND                  | 34.00                   | 21.00                        | 13.00      | 2.00          | 1.00      | 37.00          |
| 20    | ODISHA                    | 86066.92                | 68481.77                     | 48124.51   | 667.46        | 825.11    | 118098.85      |
| 21    | PUDUCHERRY                | 483.01                  | 375.69                       | 373.14     | 49.23         | 52.11     | 850.17         |
| 22    | PUNJAB                    | 471278.30               | 454631.18                    | 452992.03  | 8005.10       | 1374.86   | 917003.17      |
| 23    | RAJASTHAN                 | 127465.35               | 13444.76                     | 121347.88  | 165.42        | 922.06    | 135880.12      |

(In Hectares)

| S.No. | State         | Culturable<br>Command Area | Irrigation potential created |             |                  |              |             | Total (4 to 7) |
|-------|---------------|----------------------------|------------------------------|-------------|------------------|--------------|-------------|----------------|
|       |               |                            | Kharif<br>(4)                | Rabi<br>(5) | Perennial<br>(6) | Other<br>(7) | (8)         |                |
| (1)   | (2)           | (3)                        |                              |             |                  |              |             |                |
| 24    | TAMIL NADU    | 230382.11                  | 112093.57                    | 123697.87   | 32435.55         | 5563.90      | 273790.89   |                |
| 25    | TELENGANA     | 81125.35                   | 68604.62                     | 60390.75    | 350.54           | 143.05       | 129488.96   |                |
| 26    | TRIPURA       | 1423.28                    | 1121.24                      | 1078.71     | 0.00             | 25.20        | 2225.15     |                |
| 27    | UTTARAKHAND   | 100370.00                  | 81949.90                     | 83865.05    | 6644.54          | 4135.42      | 176594.91   |                |
| 28    | UTTAR PRADESH | 13255708.72                | 5515215.72                   | 5643158.91  | 2564078.57       | 2497505.15   | 16219958.35 |                |
| 29    | WEST BENGAL   | 589770.31                  | 398850.27                    | 324266.34   | 65252.16         | 242737.89    | 1031106.66  |                |
|       | <b>Total</b>  | 18861484.32                | 8745882.50                   | 9475152.70  | 2978159.12       | 2967403.70   | 24166598.02 |                |

**MINOR IRRIGATION CENSUS (2017-18)**

**TABLE 2.18.3: CCA AND SEASON WISE POTENTIAL CREATED THROUGH TEMPORARILY NOT IN USE SHALLOW TUBEWELLS**

(In Hectares)

| S.No. | State             | Culturable Command Area | Irrigation potential created |          |               |           | Total (4 to 7) |
|-------|-------------------|-------------------------|------------------------------|----------|---------------|-----------|----------------|
|       |                   |                         | Kharif (4)                   | Rabi (5) | Perennial (6) | Other (7) |                |
| (1)   | (2)               | (3)                     | (4)                          | (5)      | (6)           | (7)       | (8)            |
| 1     | ANDHRA PRADESH    | 9769.71                 | 6090.76                      | 5518.20  | 1483.21       | 107.54    | 13199.71       |
| 2     | ARUNACHAL PRADESH | 155.00                  | 102.00                       | 64.50    | 19.00         | 12.00     | 197.50         |
| 3     | ASSAM             | 3274.43                 | 2215.55                      | 1570.31  | 2.50          | 12.62     | 3800.98        |
| 4     | BIHAR             | 5133.46                 | 2399.63                      | 1936.85  | 562.81        | 854.81    | 5754.10        |
| 5     | CHHATISGARH       | 60.43                   | 44.08                        | 33.06    | 0.00          | 0.00      | 77.14          |
| 6     | GOA               | 0.25                    | 0.00                         | 0.25     | 0.00          | 0.00      | 0.25           |
| 7     | GUJARAT           | 3321.38                 | 2598.65                      | 2582.10  | 239.72        | 5.20      | 5425.67        |
| 8     | HARYANA           | 49.00                   | 43.00                        | 45.00    | 0.00          | 0.00      | 88.00          |
| 9     | HIMACHAL PRADESH  | 10.46                   | 9.43                         | 9.29     | 0.03          | 0.02      | 18.77          |
| 10    | JAMMU & KASHMIR   | 0.75                    | 0.75                         | 0.00     | 0.00          | 0.00      | 0.75           |
| 11    | JHARKHAND         | 116.40                  | 53.02                        | 38.92    | 21.00         | 5.20      | 118.14         |
| 12    | KARNATAKA         | 359.23                  | 244.50                       | 55.56    | 59.95         | 42.11     | 402.12         |
| 13    | KERALA            | 2.42                    | 0.90                         | 0.00     | 1.52          | 0.00      | 2.42           |
| 14    | MADHYA PRADESH    | 2573.94                 | 827.96                       | 2155.85  | 79.52         | 158.45    | 3221.78        |
| 15    | MAHARASHTRA       | 528.01                  | 273.88                       | 303.98   | 66.04         | 1.01      | 644.91         |
| 16    | MIZORAM           | 0.00                    | 0.00                         | 0.00     | 0.00          | 0.00      | 0.00           |
| 17    | NAGALAND          | 10.00                   | 10.00                        | 0.00     | 0.00          | 0.00      | 10.00          |
| 18    | ODISHA            | 6244.84                 | 4687.22                      | 3516.70  | 9.56          | 23.72     | 8237.20        |
| 19    | PUDUCHERRY        | 3.70                    | 3.70                         | 3.70     | 0.00          | 0.00      | 7.40           |
| 20    | PUNJAB            | 134.54                  | 134.54                       | 134.54   | 0.00          | 0.00      | 269.08         |
| 21    | RAJASTHAN         | 580.95                  | 101.29                       | 557.36   | 0.28          | 5.13      | 664.06         |
| 22    | TAMIL NADU        | 2848.54                 | 1721.93                      | 763.39   | 320.56        | 286.15    | 3092.03        |
| 23    | TELENGANA         | 1158.01                 | 971.72                       | 562.98   | 1.20          | 3.48      | 1539.38        |
| 24    | TRIPURA           | 233.60                  | 169.50                       | 160.00   | 0.00          | 0.00      | 329.50         |

(In Hectares)

| S.No. | State         | Culturable Command Area | Irrigation potential created |             |                  |              |           | Total (4 to 7) |
|-------|---------------|-------------------------|------------------------------|-------------|------------------|--------------|-----------|----------------|
|       |               |                         | Kharif<br>(4)                | Rabi<br>(5) | Perennial<br>(6) | Other<br>(7) | (8)       |                |
| (1)   | (2)           | (3)                     |                              |             |                  |              |           |                |
| 25    | UTTARAKHAND   | 27.07                   | 22.12                        | 20.82       | 0.80             | 0.65         | 44.39     |                |
| 26    | UTTAR PRADESH | 125241.61               | 50960.85                     | 42816.97    | 21277.92         | 24377.23     | 139432.97 |                |
| 27    | WEST BENGAL   | 16625.86                | 11786.72                     | 9585.87     | 1999.77          | 4766.58      | 28138.94  |                |
|       | <b>Total</b>  | 178463.59               | 85473.70                     | 72436.20    | 26145.39         | 30661.90     | 214717.19 |                |



**MINOR IRRIGATION CENSUS (2017-18)**

**TABLE 2.18.4: CCA AND SEASON WISE POTENTIAL CREATED THROUGH PERMANENTLY NOT IN USE SHALLOW TUBEWELLS**

(In Hectares)

| S.No. | State             | Culturable Command Area | Irrigation potential created |          |               |           |         | Total (4 to 7) |
|-------|-------------------|-------------------------|------------------------------|----------|---------------|-----------|---------|----------------|
|       |                   |                         | Kharif (4)                   | Rabi (5) | Perennial (6) | Other (7) | (8)     |                |
| (1)   | (2)               | (3)                     | (4)                          | (5)      | (6)           | (7)       | (8)     |                |
| 1     | ANDHRA PRADESH    | 3748.35                 | 2273.05                      | 2061.01  | 547.26        | 56.24     | 4937.56 |                |
| 2     | ARUNACHAL PRADESH | 162.00                  | 105.00                       | 95.00    | 13.00         | 19.00     | 232.00  |                |
| 3     | ASSAM             | 3250.33                 | 2567.23                      | 834.41   | 0.00          | 0.00      | 3401.64 |                |
| 4     | BIHAR             | 763.89                  | 378.02                       | 211.32   | 112.30        | 98.30     | 799.94  |                |
| 5     | CHHATISGARH       | 11.48                   | 4.24                         | 8.24     | 0.00          | 0.00      | 12.48   |                |
| 6     | GUJARAT           | 1673.35                 | 1269.05                      | 1264.67  | 174.75        | 4.94      | 2713.41 |                |
| 7     | HARYANA           | 6.00                    | 2.00                         | 6.00     | 0.00          | 0.00      | 8.00    |                |
| 8     | HIMACHAL PRADESH  | 2.68                    | 2.68                         | 2.68     | 0.00          | 0.00      | 5.36    |                |
| 9     | JAMMU & KASHMIR   | 1.00                    | 1.00                         | 0.00     | 0.00          | 0.00      | 1.00    |                |
| 10    | JHARKHAND         | 4.15                    | 3.65                         | 0.75     | 0.00          | 0.15      | 4.55    |                |
| 11    | KARNATAKA         | 457.79                  | 243.06                       | 132.49   | 131.15        | 141.93    | 648.63  |                |
| 12    | KERALA            | 0.00                    | 0.00                         | 0.00     | 0.00          | 0.00      | 0.00    |                |
| 13    | MADHYA PRADESH    | 2179.02                 | 369.73                       | 2029.39  | 36.51         | 53.17     | 2488.80 |                |
| 14    | MAHARASHTRA       | 202.57                  | 161.21                       | 59.16    | 18.95         | 0.49      | 239.81  |                |
| 15    | MEGHALAYA         | 0.00                    | 0.00                         | 0.00     | 0.00          | 0.00      | 0.00    |                |
| 16    | NAGALAND          | 4.00                    | 4.00                         | 0.00     | 0.00          | 0.00      | 4.00    |                |
| 17    | ODISHA            | 2306.26                 | 1510.94                      | 1195.60  | 20.83         | 0.00      | 2727.37 |                |
| 18    | PUDUCHERRY        | 5.80                    | 5.80                         | 4.12     | 0.00          | 0.00      | 9.92    |                |
| 19    | PUNJAB            | 0.00                    | 0.00                         | 0.00     | 0.00          | 0.00      | 0.00    |                |
| 20    | RAJASTHAN         | 130.10                  | 12.21                        | 126.44   | 0.20          | 1.05      | 139.90  |                |
| 21    | TAMIL NADU        | 535.94                  | 333.75                       | 181.61   | 36.34         | 17.64     | 569.34  |                |
| 22    | TELENGANA         | 270.10                  | 226.12                       | 169.72   | 0.00          | 0.00      | 395.84  |                |

(In Hectares)

| S.No. | State         | Culturable Command Area | Irrigation potential created |                 |                |                |                 | Total (4 to 7) |
|-------|---------------|-------------------------|------------------------------|-----------------|----------------|----------------|-----------------|----------------|
|       |               |                         | Kharif (4)                   | Rabi (5)        | Perennial (6)  | Other (7)      | (8)             |                |
| 23    | TRIPURA       | 40.40                   | 36.20                        | 32.10           | 0.00           | 0.00           | 68.30           |                |
| 24    | UTTARAKHAND   | 431.74                  | 243.20                       | 205.90          | 38.40          | 18.40          | 505.90          |                |
| 25    | UTTAR PRADESH | 7215.10                 | 3903.60                      | 3508.24         | 894.25         | 960.20         | 9266.29         |                |
| 26    | WEST BENGAL   | 14850.81                | 11038.35                     | 10136.03        | 1861.49        | 6508.42        | 29544.29        |                |
|       | <b>Total</b>  | <b>38252.86</b>         | <b>24694.09</b>              | <b>22264.88</b> | <b>3885.43</b> | <b>7879.93</b> | <b>58724.33</b> |                |

MINOR IRRIGATION CENSUS (2017-18)

TABLE 2.19.1: SEASON WISE POTENTIAL UTILISED THROUGH SHALLOW TUBEWELLS-ALL SCHEMES

(In Hectares)

| S.No. | State                     | Area irrigated during 2017-2018        |             |                  |               |                           |                 |             |                   |                |                              | Total                    |                       |                             |                          |                         |
|-------|---------------------------|--|-------------|------------------|---------------|---------------------------|-----------------|-------------|-------------------|----------------|------------------------------|--------------------------|-----------------------|-----------------------------|--------------------------|-------------------------|
|       |                           | Inside Command of Major/Medium Project |             |                  |               |                           | Outside Command |             |                   |                |                              |                          |                       |                             |                          |                         |
|       |                           | Khairif<br>(3)                         | Rabi<br>(4) | Perennial<br>(5) | Others<br>(6) | Total<br>(3+4+5+6)<br>(7) | Khairif<br>(8)  | Rabi<br>(9) | Perennial<br>(10) | Others<br>(11) | Total<br>(8+9+10+11)<br>(12) | Khairif<br>(3+8)<br>(13) | Rabi<br>(4+9)<br>(14) | Perennial<br>(5+10)<br>(15) | Others<br>(6+11)<br>(16) | Total<br>(7+12)<br>(17) |
| 1     | ANDAMAN & NICOBAR ISLANDS | 0.00                                   | 0.00        | 0.00             | 0.00          | 0.00                      | 6.68            | 12.80       | 7.60              | 2.50           | 29.58                        | 6.68                     | 12.80                 | 7.60                        | 2.50                     | 29.58                   |
| 2     | ANDHRA PRADESH            | 47875.87                               | 55261.28    | 11226.26         | 326.03        | 114689.44                 | 67772.07        | 58067.89    | 27112.96          | 1567.05        | 154519.97                    | 115647.94                | 113329.17             | 38339.22                    | 1893.08                  | 269209.41               |
| 3     | ARUNACHAL PRADESH         | 0.00                                   | 0.00        | 0.00             | 0.00          | 0.00                      | 110.00          | 66.00       | 4.00              | 10.00          | 190.00                       | 110.00                   | 66.00                 | 4.00                        | 10.00                    | 190.00                  |
| 4     | ASSAM                     | 1249.69                                | 498.89      | 1.60             | 36.70         | 1786.88                   | 112008.90       | 66470.26    | 267.29            | 5934.33        | 184680.78                    | 113258.59                | 66969.15              | 288.89                      | 5971.03                  | 186467.66               |
| 5     | BIHAR                     | 8474.04                                | 7461.43     | 260.59           | 388.09        | 16584.15                  | 483528.22       | 404927.52   | 71845.19          | 79260.57       | 1039561.50                   | 492002.26                | 412388.95             | 72105.78                    | 79648.66                 | 1056145.65              |
| 6     | CHHATTISGARH              | 3573.17                                | 3440.94     | 2.17             | 1.52          | 7017.80                   | 28226.64        | 21385.57    | 19.44             | 23.56          | 49655.21                     | 31799.81                 | 24825.51              | 21.61                       | 25.08                    | 56673.01                |
| 7     | GOA                       | 0.00                                   | 0.00        | 0.00             | 0.00          | 0.00                      | 0.00            | 5.89        | 55.89             | 0.00           | 61.78                        | 0.00                     | 5.89                  | 55.89                       | 0.00                     | 61.78                   |
| 8     | GUJARAT                   | 41056.02                               | 41453.59    | 10483.17         | 1408.33       | 94401.11                  | 283117.50       | 283327.92   | 64348.07          | 2068.54        | 632862.03                    | 324173.52                | 324781.51             | 74831.24                    | 3476.87                  | 727263.14               |
| 9     | HARYANA                   | 3975.47                                | 3600.52     | 0.00             | 0.00          | 7575.99                   | 76103.04        | 81076.50    | 142.00            | 206.36         | 157527.90                    | 80078.51                 | 84677.02              | 142.00                      | 206.36                   | 165103.89               |
| 10    | HIMACHAL PRADESH          | 81.79                                  | 86.79       | 5.00             | 3.00          | 176.58                    | 4971.55         | 5519.80     | 31.85             | 65.82          | 10589.02                     | 5053.34                  | 5606.59               | 36.85                       | 68.82                    | 10765.60                |
| 11    | JAMMU & KASHMIR           | 0.00                                   | 0.00        | 0.00             | 0.00          | 0.00                      | 4662.66         | 4064.64     | 0.00              | 0.00           | 8727.30                      | 4662.66                  | 4064.64               | 0.00                        | 0.00                     | 8727.30                 |
| 12    | JHARKHAND                 | 9.05                                   | 6.12        | 0.20             | 1.00          | 16.37                     | 1691.45         | 930.62      | 138.02            | 87.87          | 2847.96                      | 1700.50                  | 936.74                | 138.22                      | 88.87                    | 2864.33                 |
| 13    | KARNATAKA                 | 461.35                                 | 245.58      | 68.24            | 153.17        | 928.34                    | 110287.49       | 29155.65    | 11795.39          | 19300.20       | 170538.73                    | 110748.84                | 29401.23              | 11863.63                    | 19453.37                 | 171467.07               |
| 14    | KERALA                    | 3.78                                   | 11.20       | 7.82             | 1.29          | 24.09                     | 116.76          | 230.36      | 778.39            | 144.06         | 1269.57                      | 120.54                   | 241.56                | 786.21                      | 145.35                   | 1293.66                 |
| 15    | MADHYA PRADESH            | 167416.52                              | 384742.51   | 14574.44         | 19926.99      | 586660.46                 | 226761.99       | 834886.45   | 18208.65          | 30455.14       | 1110312.23                   | 394178.51                | 1219628.96            | 32783.09                    | 50382.13                 | 1696972.69              |
| 16    | MAHARASHTRA               | 6021.54                                | 5058.85     | 2658.37          | 32.30         | 13771.06                  | 112732.91       | 88624.28    | 29151.66          | 2532.27        | 233041.12                    | 118754.45                | 93683.13              | 31810.03                    | 2564.57                  | 246812.18               |
| 17    | MEGHALAYA                 | 0.00                                   | 0.00        | 0.00             | 0.00          | 0.00                      | 659.60          | 1065.50     | 0.00              | 308.40         | 2033.50                      | 659.60                   | 1065.50               | 0.00                        | 308.40                   | 2033.50                 |
| 18    | MIZORAM                   | 0.00                                   | 0.00        | 0.00             | 0.00          | 0.00                      | 0.00            | 0.00        | 0.00              | 0.00           | 0.00                         | 0.00                     | 0.00                  | 0.00                        | 0.00                     | 0.00                    |
| 19    | NAGALAND                  | 0.00                                   | 0.00        | 0.00             | 0.00          | 0.00                      | 11.00           | 5.00        | 1.00              | 1.00           | 18.00                        | 11.00                    | 5.00                  | 1.00                        | 1.00                     | 18.00                   |
| 20    | ODISHA                    | 7385.61                                | 5905.28     | 39.15            | 27.31         | 13357.35                  | 31178.57        | 21897.31    | 411.72            | 100.68         | 53588.28                     | 38564.18                 | 27800.59              | 450.87                      | 127.99                   | 66945.63                |
| 21    | PUDUCHERRY                | 0.00                                   | 0.00        | 0.00             | 0.00          | 0.00                      | 376.39          | 373.84      | 49.23             | 52.11          | 851.57                       | 376.39                   | 373.84                | 49.23                       | 52.11                    | 851.57                  |
| 22    | PUNJAB                    | 59286.70                               | 44785.95    | 51.56            | 120.80        | 104245.01                 | 351150.24       | 332363.58   | 7943.28           | 667.46         | 692124.56                    | 410436.94                | 377149.53             | 7994.84                     | 788.26                   | 796369.57               |
| 23    | RAJASTHAN                 | 2207.08                                | 5038.77     | 0.31             | 8.06          | 7254.22                   | 8920.23         | 110062.75   | 87.84             | 521.89         | 119592.71                    | 11127.31                 | 115101.52             | 88.15                       | 529.95                   | 126846.93               |
| 24    | TAMIL NADU                | 7002.99                                | 9841.17     | 5157.56          | 396.81        | 22398.53                  | 99969.55        | 106215.18   | 25310.11          | 3993.84        | 235488.68                    | 106972.54                | 116056.35             | 30467.67                    | 4390.65                  | 257887.21               |
| 25    | TELENGANA                 | 5094.47                                | 4237.96     | 1.43             | 1.61          | 9335.47                   | 61245.68        | 51729.76    | 332.95            | 99.69          | 113408.08                    | 66340.15                 | 55967.72              | 334.38                      | 101.30                   | 122743.55               |
| 26    | TRIPURA                   | 0.00                                   | 0.00        | 0.00             | 0.00          | 0.00                      | 1120.94         | 1069.22     | 0.00              | 21.20          | 2211.36                      | 1120.94                  | 1069.22               | 0.00                        | 21.20                    | 2211.36                 |

(In Hectares)

| S.No. | State         | Area Irrigated during 2017-2018        |             |                  |               |                   |               |                 |                   |                |                    |                 |               |                     |                  |                 |
|-------|---------------|--|-------------|------------------|---------------|-------------------|---------------|-----------------|-------------------|----------------|--------------------|-----------------|---------------|---------------------|------------------|-----------------|
|       |               | Inside Command of Major/Medium Project |             |                  |               |                   |               | Outside Command |                   |                |                    |                 |               | Total               |                  |                 |
|       |               | Kharif<br>(3)                          | Rabi<br>(4) | Perennial<br>(5) | Others<br>(6) | Total<br>(3 to 6) | Kharif<br>(8) | Rabi<br>(9)     | Perennial<br>(10) | Others<br>(11) | Total<br>(8 to 11) | Kharif<br>(3+8) | Rabi<br>(4+9) | Perennial<br>(5+10) | Others<br>(6+11) | Total<br>(7+12) |
| (1)   | (2)           |  |             |                  |               |                   |               |                 |                   |                |                    |                 |               |                     |                  |                 |
| 27    | UTTARAKHAND   | 0.00                                   | 0.00        | 0.00             | 0.00          | 0.00              | 79410.21      | 81375.72        | 6103.20           | 3592.89        | 170482.02          | 79410.21        | 81375.72      | 6103.20             | 3592.89          | 170482.02       |
| 28    | UTTAR PRADESH | 33048.68                               | 3706.62     | 6492.39          | 11872.13      | 89219.82          | 455697.85     | 4608409.95      | 2096911.14        | 1924631.37     | 13189650.31        | 4592746.53      | 4646216.57    | 2103403.53          | 1936503.50       | 13278870.13     |
| 29    | WEST BENGAL   | 1542.90                                | 664.38      | 37.60            | 1282.59       | 3527.47           | 388789.80     | 293486.57       | 53890.23          | 220405.60      | 926572.20          | 36032.70        | 294150.95     | 53927.83            | 221688.19        | 930099.67       |
|       | <b>Total</b>  | 395766.72                              | 610147.83   | 51067.86         | 35987.73      | 1092970.14        | 7064627.92    | 7486806.53      | 2414947.10        | 2296054.40     | 19262435.95        | 7460394.64      | 8096954.36    | 2466014.96          | 2332042.13       | 20355406.09     |

**MINOR IRRIGATION CENSUS (2017-18)**

**TABLE 2.19.2: SEASON WISE POTENTIAL UTILISED THROUGH SHALLOW TUBEWELLS – IN USE**

(In Hectares)

| S.No. | State                     | Area Irrigated during 2017-2018        |             |                  |               |                   |                    |                 |             |                   |                |                    | Total                   |                       |                             |                          |                         |
|-------|---------------------------|--|-------------|------------------|---------------|-------------------|--------------------|-----------------|-------------|-------------------|----------------|--------------------|-------------------------|-----------------------|-----------------------------|--------------------------|-------------------------|
|       |                           | Inside Command of Major/Medium Project |             |                  |               |                   |                    | Outside Command |             |                   |                |                    | Total                   |                       |                             |                          |                         |
|       |                           | Kharif<br>(3)                          | Rabi<br>(4) | Perennial<br>(5) | Others<br>(6) | Total<br>(3 to 6) | Total<br>(8 to 11) | Kharif<br>(8)   | Rabi<br>(9) | Perennial<br>(10) | Others<br>(11) | Total<br>(8 to 11) | Kharif<br>(3+8)<br>(13) | Rabi<br>(4+9)<br>(14) | Perennial<br>(5+10)<br>(15) | Others<br>(6+11)<br>(16) | Total<br>(7+12)<br>(17) |
| 1     | ANDAMAN & NICOBAR ISLANDS | 0.00                                   | 0.00        | 0.00             | 0.00          | 0.00              | 6.68               | 12.80           | 7.60        | 2.50              | 29.58          | 6.68               | 12.80                   | 7.60                  | 2.50                        | 29.58                    |                         |
| 2     | ANDHRA PRADESH            | 46382.94                               | 53859.58    | 11135.25         | 324.25        | 111702.02         | 65431.41           | 56257.09        | 26770.60    | 1540.87           | 149999.97      | 111814.35          | 110116.67               | 37905.85              | 1865.12                     | 261701.99                |                         |
| 3     | ARUNACHAL PRADESH         | 0.00                                   | 0.00        | 0.00             | 0.00          | 0.00              | 70.00              | 46.00           | 0.00        | 4.00              | 120.00         | 70.00              | 46.00                   | 0.00                  | 4.00                        | 120.00                   |                         |
| 4     | ASSAM                     | 1243.57                                | 498.75      | 1.60             | 36.70         | 1780.62           | 110558.79          | 65437.09        | 265.84      | 5924.11           | 182185.83      | 111802.36          | 65935.84                | 267.44                | 5960.81                     | 183966.45                |                         |
| 5     | BIHAR                     | 8370.18                                | 7356.99     | 218.28           | 339.50        | 16284.95          | 481501.03          | 403470.97       | 71400.95    | 78748.63          | 1035121.58     | 489871.21          | 410827.96               | 71619.23              | 79088.13                    | 1051406.53               |                         |
| 6     | CHHATISGARH               | 3570.65                                | 3440.94     | 2.17             | 1.52          | 7015.28           | 28211.57           | 21371.12        | 19.44       | 23.56             | 49625.69       | 31782.22           | 24812.06                | 21.61                 | 25.08                       | 56640.97                 |                         |
| 7     | GOA                       | 0.00                                   | 0.00        | 0.00             | 0.00          | 0.00              | 0.00               | 5.64            | 55.89       | 0.00              | 61.53          | 0.00               | 5.64                    | 55.89                 | 0.00                        | 61.53                    |                         |
| 8     | GUJARAT                   | 39764.20                               | 40163.78    | 10448.33         | 1406.25       | 91782.56          | 282147.49          | 282368.31       | 64174.67    | 2066.14           | 630756.61      | 321911.69          | 322532.09               | 74623.00              | 3472.39                     | 722539.17                |                         |
| 9     | HARYANA                   | 3968.47                                | 3595.52     | 0.00             | 0.00          | 7563.99           | 76071.04           | 81042.50        | 142.00      | 206.36            | 157461.90      | 80039.51           | 84638.02                | 142.00                | 206.36                      | 165025.89                |                         |
| 10    | HIMACHAL PRADESH          | 81.79                                  | 86.79       | 5.00             | 3.00          | 176.58            | 4963.22            | 5511.66         | 31.82       | 65.80             | 10572.50       | 5045.01            | 5598.45                 | 36.82                 | 68.80                       | 10749.08                 |                         |
| 11    | JAMMU & KASHMIR           | 0.00                                   | 0.00        | 0.00             | 0.00          | 0.00              | 4661.91            | 4064.64         | 0.00        | 0.00              | 8726.55        | 4661.91            | 4064.64                 | 0.00                  | 0.00                        | 8726.55                  |                         |
| 12    | JHARKHAND                 | 8.55                                   | 5.62        | 0.20             | 1.00          | 15.37             | 1647.23            | 899.30          | 118.47      | 83.87             | 2748.87        | 1655.78            | 904.92                  | 118.67                | 84.87                       | 2764.24                  |                         |
| 13    | KARNATAKA                 | 458.98                                 | 244.71      | 68.24            | 152.57        | 924.50            | 110058.25          | 29106.39        | 11735.74    | 19262.86          | 170163.24      | 110517.23          | 29351.10                | 11803.98              | 19415.43                    | 171087.74                |                         |
| 14    | KERALA                    | 3.78                                   | 11.20       | 7.82             | 1.29          | 24.09             | 115.86             | 230.36          | 776.87      | 144.06            | 1267.15        | 119.64             | 241.56                  | 784.69                | 145.35                      | 1291.24                  |                         |
| 15    | MADHYA PRADESH            | 167018.95                              | 383973.21   | 14542.76         | 19878.42      | 585413.34         | 226478.21          | 833710.25       | 18167.03    | 30411.15          | 1108766.64     | 393497.16          | 1217683.46              | 32709.79              | 50289.57                    | 1694179.98               |                         |
| 16    | MAHARASHTRA               | 5999.10                                | 5041.52     | 2646.38          | 32.30         | 13719.30          | 112507.53          | 88365.65        | 29107.42    | 2531.26           | 232511.86      | 118506.63          | 93407.17                | 31753.80              | 2563.56                     | 246231.16                |                         |
| 17    | MEGHALAYA                 | 0.00                                   | 0.00        | 0.00             | 0.00          | 0.00              | 659.60             | 1065.50         | 0.00        | 308.40            | 2033.50        | 659.60             | 1065.50                 | 0.00                  | 308.40                      | 2033.50                  |                         |
| 18    | MIZORAM                   | 0.00                                   | 0.00        | 0.00             | 0.00          | 0.00              | 0.00               | 0.00            | 0.00        | 0.00              | 0.00           | 0.00               | 0.00                    | 0.00                  | 0.00                        | 0.00                     |                         |
| 19    | NAGALAND                  | 0.00                                   | 0.00        | 0.00             | 0.00          | 0.00              | 10.00              | 5.00            | 1.00        | 1.00              | 17.00          | 10.00              | 5.00                    | 1.00                  | 1.00                        | 17.00                    |                         |
| 20    | ODISHA                    | 6930.24                                | 5532.73     | 37.60            | 27.31         | 12527.88          | 30433.06           | 21445.19        | 411.42      | 98.68             | 52388.35       | 37363.30           | 26977.92                | 449.02                | 125.99                      | 64916.23                 |                         |
| 21    | PUDUCHERRY                | 0.00                                   | 0.00        | 0.00             | 0.00          | 0.00              | 372.69             | 370.14          | 49.23       | 52.11             | 844.17         | 372.69             | 370.14                  | 49.23                 | 52.11                       | 844.17                   |                         |
| 22    | PUNJAB                    | 59285.28                               | 44785.55    | 51.56            | 120.80        | 104243.19         | 351019.34          | 332233.60       | 7943.28     | 667.46            | 691863.68      | 410304.62          | 377019.15               | 7994.84               | 788.26                      | 796106.87                |                         |
| 23    | RAJASTHAN                 | 2164.12                                | 4981.16     | 0.31             | 8.06          | 7153.65           | 8918.21            | 109907.79       | 87.84       | 521.89            | 119435.73      | 11082.33           | 114888.95               | 88.15                 | 529.95                      | 126589.38                |                         |
| 24    | TAMIL NADU                | 6857.77                                | 9771.72     | 5041.16          | 347.39        | 22018.04          | 98680.00           | 105622.12       | 25132.48    | 3795.02           | 233229.62      | 105537.77          | 115393.84               | 30173.64              | 4142.41                     | 255247.66                |                         |
| 25    | TELENGANA                 | 5087.97                                | 4234.78     | 1.23             | 1.61          | 9325.59           | 60574.52           | 51424.71        | 331.95      | 97.09             | 112428.27      | 65662.49           | 55659.49                | 333.18                | 98.70                       | 121753.86                |                         |

(In Hectares)

| S.No. | State            | Area Irrigated during 2017-2018        |             |                  |               |                   |               |             |                   |                |                    |                |              |                   |                |                   |  |
|-------|------------------|--|-------------|------------------|---------------|-------------------|---------------|-------------|-------------------|----------------|--------------------|----------------|--------------|-------------------|----------------|-------------------|--|
|       |                  | Inside Command of Major/Medium Project |             |                  |               |                   |               |             | Outside Command   |                |                    |                |              |                   |                | Total             |  |
|       |                  | Kharif<br>(3)                          | Rabi<br>(4) | Perennial<br>(5) | Others<br>(6) | Total<br>(3 to 6) | Kharif<br>(8) | Rabi<br>(9) | Perennial<br>(10) | Others<br>(11) | Total<br>(8 to 11) | Kharif<br>(13) | Rabi<br>(14) | Perennial<br>(15) | Others<br>(16) | Total<br>(7 + 12) |  |
| (1)   | (2)              |  |             |                  |               |                   |               |             |                   |                |                    |                |              |                   |                |                   |  |
| 26    | TRIPURA          | 0.00                                   | 0.00        | 0.00             | 0.00          | 0.00              | 976.44        | 936.82      | 0.00              | 21.20          | 1934.46            | 976.44         | 936.82       | 0.00              | 21.20          | 1934.46           |  |
| 27    | UTTARAKHAND      | 0.00                                   | 0.00        | 0.00             | 0.00          | 0.00              | 79388.54      | 81355.15    | 6102.40           | 3592.39        | 170438.48          | 79388.54       | 81355.15     | 6102.40           | 3592.39        | 170438.48         |  |
| 28    | UTTAR<br>PRADESH | 33027.13                               | 37777.12    | 6487.89          | 11861.28      | 89153.42          | 4518129.61    | 4572166.67  | 2077903.54        | 1905282.59     | 13073482.41        | 4551156.74     | 4609943.79   | 2084391.43        | 1917143.87     | 13162635.83       |  |
| 29    | WEST BENGAL      | 1257.24                                | 439.35      | 1.38             | 1154.28       | 2852.25           | 348731.05     | 285408.00   | 52338.12          | 216461.56      | 902938.73          | 349988.29      | 285847.35    | 52339.50          | 217615.84      | 905790.98         |  |
|       | <b>Total</b>     | 391480.91                              | 605801.02   | 50697.16         | 35697.53      | 1083676.62        | 7002323.28    | 7433840.46  | 2393075.60        | 2271914.56     | 19101153.90        | 7393804.19     | 8039641.48   | 2443772.76        | 2307612.09     | 20184830.52       |  |

**MINOR IRRIGATION CENSUS (2017-18)**

**TABLE 2.19.3: SEASON WISE POTENTIAL UTILISED THROUGH SHALLOW TUBEWELLS- TEMPORARILY NOT IN USE**

(In Hectares)

| S.No. | State             | Area Irrigated during 2017 -2018       |             |                  |               |                   |               |                 |                   |                |                    |                 |               |                     |                  |                 |
|-------|-------------------|--|-------------|------------------|---------------|-------------------|---------------|-----------------|-------------------|----------------|--------------------|-----------------|---------------|---------------------|------------------|-----------------|
|       |                   | Inside Command of Major/Medium Project |             |                  |               |                   |               | Outside Command |                   |                |                    |                 |               | Total               |                  |                 |
|       |                   | Kharif<br>(3)                          | Rabi<br>(4) | Perennial<br>(5) | Others<br>(6) | Total<br>(3 to 6) | Kharif<br>(8) | Rabi<br>(9)     | Perennial<br>(10) | Others<br>(11) | Total<br>(8 to 11) | Kharif<br>(3+8) | Rabi<br>(4+9) | Perennial<br>(5+10) | Others<br>(6+11) | Total<br>(7+12) |
| 1     | ANDHRA PRADESH    | 1492.93                                | 1401.70     | 91.01            | 1.78          | 2987.42           | 2340.66       | 1810.80         | 342.36            | 26.18          | 4520.00            | 3833.59         | 3212.50       | 433.37              | 27.96            | 7507.42         |
| 2     | ARUNACHAL PRADESH | 0.00                                   | 0.00        | 0.00             | 0.00          | 0.00              | 40.00         | 20.00           | 4.00              | 70.00          | 40.00              | 20.00           | 4.00          | 6.00                | 70.00            |                 |
| 3     | ASSAM             | 6.12                                   | 0.14        | 0.00             | 0.00          | 6.26              | 1450.11       | 1033.17         | 1.45              | 10.22          | 2494.95            | 1456.23         | 1033.31       | 1.45                | 2501.21          |                 |
| 4     | BIHAR             | 103.86                                 | 104.44      | 42.31            | 48.59         | 299.20            | 2027.19       | 1456.55         | 444.24            | 511.94         | 4439.92            | 2131.05         | 1560.99       | 486.55              | 4739.12          |                 |
| 5     | CHHATTISGARH      | 2.52                                   | 0.00        | 0.00             | 0.00          | 2.52              | 15.07         | 14.45           | 0.00              | 29.52          | 17.59              | 14.45           | 0.00          | 0.00                | 32.04            |                 |
| 6     | GOA               | 0.00                                   | 0.00        | 0.00             | 0.00          | 0.00              | 0.00          | 0.25            | 0.00              | 0.25           | 0.00               | 0.00            | 0.25          | 0.00                | 0.25             |                 |
| 7     | GUJARAT           | 1291.82                                | 1289.81     | 34.84            | 2.08          | 2618.55           | 970.01        | 959.61          | 173.40            | 2.40           | 2105.42            | 2261.83         | 2249.42       | 208.24              | 4723.97          |                 |
| 8     | HARYANA           | 7.00                                   | 5.00        | 0.00             | 0.00          | 12.00             | 32.00         | 34.00           | 0.00              | 66.00          | 39.00              | 39.00           | 0.00          | 0.00                | 78.00            |                 |
| 9     | HIMACHAL PRADESH  | 0.00                                   | 0.00        | 0.00             | 0.00          | 0.00              | 8.33          | 8.14            | 0.03              | 16.52          | 8.33               | 8.14            | 0.03          | 0.02                | 16.52            |                 |
| 10    | JAMMU & KASHMIR   | 0.00                                   | 0.00        | 0.00             | 0.00          | 0.00              | 0.75          | 0.00            | 0.00              | 0.75           | 0.75               | 0.75            | 0.00          | 0.00                | 0.75             |                 |
| 11    | JHARKHAND         | 0.50                                   | 0.50        | 0.00             | 0.00          | 1.00              | 44.22         | 31.32           | 19.55             | 4.00           | 99.09              | 44.72           | 31.82         | 19.55               | 100.09           |                 |
| 12    | KARNATAKA         | 2.37                                   | 0.87        | 0.00             | 0.60          | 3.84              | 229.24        | 49.26           | 59.65             | 37.34          | 375.49             | 231.61          | 50.13         | 59.65               | 379.33           |                 |
| 13    | KERALA            | 0.00                                   | 0.00        | 0.00             | 0.00          | 0.00              | 0.90          | 0.00            | 1.52              | 2.42           | 0.90               | 0.90            | 0.00          | 1.52                | 2.42             |                 |
| 14    | MADHYA PRADESH    | 397.57                                 | 769.30      | 31.68            | 48.57         | 1247.12           | 283.78        | 1176.20         | 41.62             | 43.99          | 1545.59            | 681.35          | 1945.50       | 73.30               | 2792.71          |                 |
| 15    | MAHARASHTRA       | 22.44                                  | 17.33       | 11.99            | 0.00          | 51.76             | 225.38        | 258.63          | 44.24             | 1.01           | 529.26             | 247.82          | 275.96        | 56.23               | 581.02           |                 |
| 16    | MIZORAM           | 0.00                                   | 0.00        | 0.00             | 0.00          | 0.00              | 0.00          | 0.00            | 0.00              | 0.00           | 0.00               | 0.00            | 0.00          | 0.00                | 0.00             |                 |
| 17    | NAGALAND          | 0.00                                   | 0.00        | 0.00             | 0.00          | 0.00              | 1.00          | 0.00            | 0.00              | 1.00           | 1.00               | 1.00            | 0.00          | 0.00                | 1.00             |                 |
| 18    | ODISHA            | 455.37                                 | 372.55      | 1.55             | 0.00          | 829.47            | 745.51        | 452.12          | 0.30              | 2.00           | 1199.93            | 1200.88         | 824.67        | 1.85                | 2029.40          |                 |
| 19    | PUDUCHERRY        | 0.00                                   | 0.00        | 0.00             | 0.00          | 0.00              | 3.70          | 3.70            | 0.00              | 7.40           | 3.70               | 3.70            | 0.00          | 0.00                | 7.40             |                 |
| 20    | PUNJAB            | 1.42                                   | 0.40        | 0.00             | 0.00          | 1.82              | 130.90        | 129.98          | 0.00              | 260.88         | 132.32             | 130.38          | 0.00          | 0.00                | 262.70           |                 |
| 21    | RAJASTHAN         | 42.96                                  | 57.61       | 0.00             | 0.00          | 100.57            | 2.02          | 154.96          | 0.00              | 156.98         | 44.98              | 212.57          | 0.00          | 0.00                | 257.55           |                 |
| 22    | TAMIL NADU        | 145.22                                 | 69.45       | 116.40           | 49.42         | 380.49            | 1289.55       | 593.06          | 177.63            | 198.82         | 2289.06            | 1434.77         | 662.51        | 294.03              | 2639.55          |                 |
| 23    | TELENGANA         | 6.50                                   | 3.18        | 0.20             | 0.00          | 9.88              | 671.16        | 305.05          | 1.00              | 2.60           | 979.81             | 677.66          | 308.23        | 1.20                | 989.69           |                 |
| 24    | TRIPURA           | 0.00                                   | 0.00        | 0.00             | 0.00          | 0.00              | 144.50        | 132.40          | 0.00              | 276.90         | 144.50             | 132.40          | 0.00          | 0.00                | 276.90           |                 |

(In Hectares)

| S.No. | State         | Area irrigated during 2017-2018        |         |           |        |                |          |                 |           |          |                 |              |            |                  |               |              |
|-------|---------------|--|---------|-----------|--------|----------------|----------|-----------------|-----------|----------|-----------------|--------------|------------|------------------|---------------|--------------|
|       |               | Inside Command of Major/Medium Project |         |           |        |                |          | Outside Command |           |          |                 |              |            | Total            |               |              |
|       |               | Kharif                                 | Rabi    | Perennial | Others | Total (3 to 6) | Kharif   | Rabi            | Perennial | Others   | Total (8 to 11) | Kharif (3+8) | Rabi (4+9) | Perennial (5+10) | Others (6+11) | Total (7+12) |
| (1)   | (2)           | (3)                                    | (4)     | (5)       | (6)    | (7)            | (8)      | (9)             | (10)      | (11)     | (12)            | (13)         | (14)       | (15)             | (16)          | (17)         |
| 25    | UTTARAKHAND   | 0.00                                   | 0.00    | 0.00      | 0.00   | 0.00           | 21.67    | 20.57           | 0.80      | 0.50     | 43.54           | 21.67        | 20.57      | 0.80             | 0.50          | 43.54        |
| 26    | UTTAR PRADESH | 21.55                                  | 29.50   | 4.50      | 10.85  | 66.40          | 41568.24 | 36243.28        | 19007.60  | 19348.78 | 116167.90       | 41589.79     | 36272.78   | 19012.10         | 19359.63      | 116234.30    |
| 27    | WEST BENGAL   | 285.66                                 | 225.03  | 36.22     | 128.31 | 675.22         | 10058.75 | 8078.57         | 1552.11   | 3944.04  | 23633.47        | 10344.41     | 8303.60    | 1588.33          | 4072.35       | 24308.69     |
|       | <b>Total</b>  | 4285.81                                | 4346.81 | 370.70    | 290.20 | 9293.52        | 62304.64 | 52966.07        | 21871.50  | 24139.84 | 161282.05       | 66590.45     | 57312.88   | 22242.20         | 24430.04      | 170575.57    |



**MINOR IRRIGATION CENSUS (2017-18)**

**TABLE 2.20: DISTRIBUTION OF IN USE SHALLOW TUBEWELLS ACCORDING TO CONSTRAINTS IN UTILISATION OF POTENTIAL**

(In Number)

| S.No. | State                     | No. of Shallow tube wells in use | No. of Shallow tube wells without constraints | No. of Shallow tube well Having Constraints in utilisation of potential |                           |                             |                                   |                         |             | Total (5 to 10) |
|-------|---------------------------|----------------------------------|---|---|---------------------------|-----------------------------|-----------------------------------|-------------------------|-------------|-----------------|
|       |                           |                                  |   | (5) Non Availability of Adequate Power                                  | (6) Mechanical Break Down | (7) Less discharge of Water | (8) Non - Availability of Finance | (9) Lack of Maintenance | (10) Others |                 |
| (1)   | (2)                       | (3)                              | (4)   | (5)   | (6)                       | (7)                         | (8)                               | (9)                     | (10)        | (11)            |
| 1     | ANDAMAN & NICOBAR ISLANDS | 40                               | 39  | 0   | 0                         | 0                           | 0                                 | 0                       | 1           | 1               |
| 2     | ANDHRA PRADESH            | 186050                           | 162245  | 1976  | 1139                      | 11193                       | 1683                              | 2970                    | 4844        | 23805           |
| 3     | ARUNACHAL PRADESH         | 3                                | 2   | 0   | 0                         | 1                           | 0                                 | 0                       | 0           | 1               |
| 4     | ASSAM                     | 147501                           | 147481  | 1   | 6                         | 0                           | 0                                 | 0                       | 13          | 20              |
| 5     | BIHAR                     | 182302                           | 170764  | 355   | 1166                      | 4177                        | 234                               | 230                     | 5376        | 11538           |
| 6     | CHHATISGARH               | 27805                            | 25128   | 166   | 78                        | 717                         | 52                                | 17                      | 1647        | 2677            |
| 7     | GOA                       | 69                               | 67  | 0   | 0                         | 1                           | 0                                 | 0                       | 1           | 2               |
| 8     | GUJARAT                   | 300629                           | 300549  | 1   | 41                        | 0                           | 38                                | 0                       | 0           | 80              |
| 9     | HARYANA                   | 20873                            | 20708   | 1   | 80                        | 11                          | 0                                 | 0                       | 73          | 165             |
| 10    | HIMACHAL PRADESH          | 5233                             | 4581  | 0   | 9                         | 4                           | 0                                 | 1                       | 638         | 652             |
| 11    | JAMMU & KASHMIR           | 4763                             | 4501  | 97  | 4                         | 161                         | 0                                 | 0                       | 0           | 262             |
| 12    | JHARKHAND                 | 1568                             | 1244  | 37  | 65                        | 131                         | 19                                | 31                      | 41          | 324             |
| 13    | KARNATAKA                 | 114257                           | 99508   | 2052  | 1809                      | 10224                       | 82                                | 79                      | 503         | 14749           |
| 14    | KERALA                    | 3118                             | 3072  | 1   | 29                        | 3                           | 2                                 | 0                       | 11          | 46              |
| 15    | MADHYA PRADESH            | 417257                           | 392411  | 2366  | 887                       | 851                         | 1135                              | 1864                    | 17743       | 24846           |
| 16    | MAHARASHTRA               | 130550                           | 83277   | 3103  | 36420                     | 3716                        | 1                                 | 25                      | 4008        | 47273           |
| 17    | MEGHALAYA                 | 802                              | 770   | 0   | 0                         | 0                           | 0                                 | 1                       | 31          | 32              |
| 18    | MIZORAM                   | 1                                | 1   | 0   | 0                         | 0                           | 0                                 | 0                       | 0           | 0               |
| 19    | NAGALAND                  | 7                                | 7   | 0   | 0                         | 0                           | 0                                 | 0                       | 0           | 0               |
| 20    | ODISHA                    | 39126                            | 28144   | 1246  | 1140                      | 943                         | 1307                              | 166                     | 6180        | 10982           |

(In Number)

| S.No. | State         | No. of Shallow tube wells in use | No. of Shallow tube wells without constraints | No. of Shallow tube well Having Constraints in utilisation of potential |                              |                                |                                      |                            |                |                         |
|-------|---------------|----------------------------------|---|---|------------------------------|--------------------------------|--------------------------------------|----------------------------|----------------|-------------------------|
|       |               |                                  |   | (5)<br>Non Availability of Adequate Power                               | (6)<br>Mechanical Break Down | (7)<br>Less discharge of Water | (8)<br>Non - Availability of Finance | (9)<br>Lack of Maintenance | (10)<br>Others | (11)<br>Total (5 to 10) |
| (1)   | (2)           | (3)                              | (4)   | (5)   | (6)                          | (7)                            | (8)                                  | (9)                        | (10)           | (11)                    |
| 21    | PUDUCHERRY    | 597                              | 588   | 0   | 0                            | 0                              | 0                                    | 9                          | 0              | 9                       |
| 22    | PUNJAB        | 181129                           | 176567  | 803   | 29                           | 10                             | 0                                    | 1                          | 3719           | 4562                    |
| 23    | RAJASTHAN     | 21138                            | 18405   | 103   | 141                          | 1290                           | 57                                   | 52                         | 1090           | 2733                    |
| 24    | TAMIL NADU    | 85718                            | 83277   | 461   | 140                          | 1120                           | 29                                   | 54                         | 637            | 2441                    |
| 25    | TELENGANA     | 74297                            | 60874   | 166   | 190                          | 12771                          | 99                                   | 66                         | 131            | 13423                   |
| 26    | TRIPURA       | 863                              | 863   | 0   | 0                            | 0                              | 0                                    | 0                          | 0              | 0                       |
| 27    | UTTARAKHAND   | 44622                            | 40099   | 183   | 199                          | 76                             | 49                                   | 3672                       | 344            | 4523                    |
| 28    | UTTAR PRADESH | 3292278                          | 3244277                                       | 10390   | 8116                         | 4519                           | 257                                  | 10791                      | 13913          | 47986                   |
| 29    | WEST BENGAL   | 217683                           | 194670  | 3393  | 2691                         | 1813                           | 1490                                 | 1640                       | 11986          | 23013                   |
|       | <b>Total</b>  | 5500279                          | 5264119                                       | 26901   | 54379                        | 53732                          | 6534                                 | 21669                      | 72930          | 236145                  |

# **Medium Tubewells**

## **Tables**



**MINOR IRRIGATION CENSUS (2017-18)**

**TABLE 3.1: DISTRIBUTION OF MEDIUM TUBEWELLS ACCORDING TO OWNERSHIP**

(In Number)

| S.No. | State             | Public      |              |                 |       |                | Private          |                   |                |                      |  |
|-------|-------------------|-------------|--------------|-----------------|-------|----------------|------------------|-------------------|----------------|----------------------|--|
|       |                   | Govt. Owned | Coop Society | Panchayat Owned | Other | Total (3 to 6) | Group of Farmers | Individual Farmer | Total (8 to 9) | Grand Total (7 + 10) |  |
| (1)   | (2)               | (3)         | (4)          | (5)             | (6)   | (7)            | (8)              | (9)               | (10)           | (11)                 |  |
| 1     | ANDHRA PRADESH    | 375         | 42           | 99              | 483   | 999            | 4183             | 232531            | 236714         | 237713               |  |
| 2     | ARUNACHAL PRADESH | 2           | 0            | 0               | 0     | 2              | 0                | 0                 | 0              | 2                    |  |
| 3     | ASSAM             | 124         | 1            | 2               | 2     | 129            | 87               | 153               | 240            | 369                  |  |
| 4     | BIHAR             | 1503        | 20986        | 329             | 2156  | 24974          | 3877             | 426799            | 430676         | 455650               |  |
| 5     | CHHATISGARH       | 278         | 70           | 88              | 555   | 991            | 1264             | 154689            | 155953         | 156944               |  |
| 6     | GOA               | 3           | 2            | 1               | 0     | 6              | 1                | 14                | 15             | 21                   |  |
| 7     | GUJARAT           | 5225        | 338          | 390             | 25    | 5978           | 7601             | 376677            | 384278         | 390256               |  |
| 8     | HARYANA           | 340         | 136          | 232             | 1420  | 2128           | 28207            | 19160             | 47367          | 49495                |  |
| 9     | HIMACHAL PRADESH  | 207         | 17           | 9               | 23    | 256            | 416              | 2928              | 3344           | 3600                 |  |
| 10    | JAMMU & KASHMIR   | 19          | 1            | 0               | 0     | 20             | 34               | 264               | 298            | 318                  |  |
| 11    | JHARKHAND         | 155         | 57           | 73              | 69    | 354            | 49               | 806               | 855            | 1209                 |  |
| 12    | KARNATAKA         | 713         | 1703         | 320             | 1391  | 4127           | 879              | 691696            | 692575         | 696702               |  |
| 13    | KERALA            | 18          | 10           | 99              | 196   | 323            | 106              | 4872              | 4978           | 5301                 |  |
| 14    | MADHYA PRADESH    | 567         | 246          | 118             | 891   | 1822           | 29961            | 211998            | 241959         | 243781               |  |
| 15    | MAHARASHTRA       | 276         | 214          | 414             | 115   | 1019           | 14802            | 158373            | 173175         | 174194               |  |
| 16    | MIZORAM           | 23          | 0            | 0               | 0     | 23             | 0                | 0                 | 0              | 23                   |  |
| 17    | NAGALAND          | 0           | 0            | 0               | 1     | 1              | 2                | 0                 | 2              | 3                    |  |
| 18    | ODISHA            | 829         | 216          | 500             | 93    | 1638           | 1386             | 43526             | 44912          | 46550                |  |
| 19    | PUDUCHERRY        | 1           | 1            | 0               | 5     | 7              | 10               | 1811              | 1821           | 1828                 |  |
| 20    | PUNJAB            | 86          | 43           | 833             | 306   | 1268           | 834              | 416836            | 417670         | 418938               |  |
| 21    | RAJASTHAN         | 220         | 158          | 83              | 251   | 712            | 79058            | 60610             | 139668         | 140380               |  |
| 22    | TAMIL NADU        | 290         | 227          | 249             | 1067  | 1833           | 12923            | 95904             | 108827         | 110660               |  |

(In Number)

| S.No. | State         | Public      |              |                 |       |                | Private          |                   |                |                      |  |
|-------|---------------|-------------|--------------|-----------------|-------|----------------|------------------|-------------------|----------------|----------------------|--|
|       |               | Govt. Owned | Coop Society | Panchayat Owned | Other | Total (3 to 6) | Group of Farmers | Individual Farmer | Total (8 to 9) | Grand Total (7 + 10) |  |
| (1)   | (2)           | (3)         | (4)          | (5)             | (6)   | (7)            | (8)              | (9)               | (10)           | (11)                 |  |
| 23    | TELENGANA     | 584         | 138          | 377             | 637   | 1736           | 3448             | 671972            | 675420         | 677156               |  |
| 24    | TRIPURA       | 380         | 30           | 5               | 3     | 418            | 55               | 995               | 1050           | 1468                 |  |
| 25    | UTTARAKHAND   | 342         | 104          | 279             | 47    | 772            | 75               | 4156              | 4231           | 5003                 |  |
| 26    | UTTAR PRADESH | 775         | 78           | 113             | 30    | 996            | 126              | 417194            | 417320         | 418316               |  |
| 27    | WEST BENGAL   | 6543        | 2647         | 1676            | 1772  | 12638          | 7682             | 61946             | 69628          | 82266                |  |
|       | <b>Total</b>  | 19878       | 27465        | 6289            | 11538 | 65170          | 197066           | 4055910           | 4252976        | 4318146              |  |

**MINOR IRRIGATION CENSUS (2017-18)**

**TABLE 3.2.1: DISTRIBUTION OF MEDIUM TUBEWELLS ACCORDING TO SOCIAL STATUS OF OWNER**

(In Number)

| S.No. | State             | No. of Medium tube well owned by |                 |        |        |                |   |                |        | Total (7 to 8) |
|-------|-------------------|----------------------------------|-----------------|--------|--------|----------------|---|----------------|--------|----------------|
|       |                   | Scheduled Caste                  | Scheduled Tribe | OBC    | Others | Total (3 to 6) | Owned by other than individual farmer (incl. Public & Group of farmers) | Total (7 to 8) |        |                |
| (1)   | (2)               | (3)                              | (4)             | (5)    | (6)    | (7)            | (8)   | (9)            | (9)    |                |
| 1     | ANDHRA PRADESH    | 16778                            | 6550            | 81724  | 127479 | 232531         | 5182  | 237713         | 237713 |                |
| 2     | ARUNACHAL PRADESH | 0                                | 0               | 0      | 0      | 0              | 2   | 2              | 2      |                |
| 3     | ASSAM             | 8                                | 1               | 3      | 141    | 153            | 216   | 369            | 369    |                |
| 4     | BIHAR             | 34171                            | 7673            | 201044 | 183911 | 426799         | 28851   | 455650         | 455650 |                |
| 5     | CHHATISGARH       | 12911                            | 34011           | 96474  | 11293  | 154689         | 2255  | 156944         | 156944 |                |
| 6     | GOA               | 0                                | 1               | 1      | 12     | 14             | 7   | 21             | 21     |                |
| 7     | GUJARAT           | 95213                            | 90759           | 91795  | 98910  | 376677         | 13579   | 390256         | 390256 |                |
| 8     | HARYANA           | 752                              | 56              | 750    | 17602  | 19160          | 30335   | 49495          | 49495  |                |
| 9     | HIMACHAL PRADESH  | 334                              | 216             | 1188   | 1190   | 2928           | 672   | 3600           | 3600   |                |
| 10    | JAMMU & KASHMIR   | 52                               | 7               | 11     | 194    | 264            | 54  | 318            | 318    |                |
| 11    | JHARKHAND         | 118                              | 185             | 368    | 135    | 806            | 403   | 1209           | 1209   |                |
| 12    | KARNATAKA         | 136234                           | 32574           | 200973 | 321915 | 691696         | 5006  | 696702         | 696702 |                |
| 13    | KERALA            | 90                               | 40              | 2296   | 2446   | 4872           | 429   | 5301           | 5301   |                |
| 14    | MADHYA PRADESH    | 14251                            | 11219           | 139346 | 47182  | 211998         | 31783   | 243781         | 243781 |                |
| 15    | MAHARASHTRA       | 18359                            | 26001           | 42910  | 71103  | 158373         | 15821   | 174194         | 174194 |                |
| 16    | MIZORAM           | 0                                | 0               | 0      | 0      | 0              | 23  | 23             | 23     |                |
| 17    | NAGALAND          | 0                                | 0               | 0      | 0      | 0              | 3   | 3              | 3      |                |
| 18    | ODISHA            | 5271                             | 8109            | 14853  | 15293  | 43526          | 3024  | 46550          | 46550  |                |
| 19    | PUDUCHERRY        | 60                               | 3               | 1516   | 232    | 1811           | 17  | 1828           | 1828   |                |
| 20    | PUNJAB            | 9807                             | 710             | 7536   | 398783 | 416836         | 2102  | 418938         | 418938 |                |
| 21    | RAJASTHAN         | 6626                             | 9530            | 33486  | 10968  | 60610          | 79770   | 140380         | 140380 |                |

(In Number)

| S.No. | State         | No. of Medium tube well owned by |                 |         |         |                |        | Owned by other than individual farmer (Incl. Public & Group of farmers) | Total (7 to 8) |
|-------|---------------|----------------------------------|-----------------|---------|---------|----------------|--------|---|----------------|
|       |               | Scheduled Caste                  | Scheduled Tribe | OBC     | Others  | Total (3 to 6) | (8)    |   |                |
| (1)   | (2)           | (3)                              | (4)             | (5)     | (6)     | (7)            | (8)    | (9)   |                |
| 22    | TAMIL NADU    | 9621                             | 1063            | 72490   | 12730   | 95904          | 14756  | 110660  |                |
| 23    | TELENGANA     | 76671                            | 76021           | 365202  | 154078  | 671972         | 5184   | 677156  |                |
| 24    | TRIPURA       | 235                              | 345             | 137     | 278     | 995            | 473    | 1468  |                |
| 25    | UTTARAKHAND   | 266                              | 75              | 1602    | 2213    | 4156           | 847    | 5003  |                |
| 26    | UTTAR PRADESH | 35659                            | 6906            | 268776  | 105853  | 417194         | 1122   | 418316  |                |
| 27    | WEST BENGAL   | 9638                             | 3645            | 8858    | 39805   | 61946          | 20320  | 82266   |                |
|       | <b>Total</b>  | 483125                           | 315700          | 1633339 | 1623746 | 4055910        | 262236 | 4318146   |                |



**MINOR IRRIGATION CENSUS (2017-18)**

**TABLE 3.2.2: DISTRIBUTION OF MEDIUM TUBEWELLS ACCORDING TO SOCIAL STATUS OF FEMALE OWNER**  
(In Number)

| S.No. | State            | No. of Medium tube well owned by |                        |               |               |                       | Total (3 to 6) |
|-------|------------------|----------------------------------|------------------------|---------------|---------------|-----------------------|----------------|
|       |                  | Scheduled Caste<br>(3)           | Scheduled Tribe<br>(4) | OBC<br>(5)    | Others<br>(6) | Total (3 to 6)<br>(7) |                |
| 1     | ANDHRA PRADESH   | 3679                             | 1427                   | 14550         | 23400         | 43056                 |                |
| 2     | ASSAM            | 0                                | 0                      | 0             | 2             | 2                     |                |
| 3     | BIHAR            | 1803                             | 983                    | 7107          | 3998          | 13891                 |                |
| 4     | CHHATISGARH      | 1299                             | 4012                   | 8417          | 1928          | 15656                 |                |
| 5     | GOA              | 0                                | 0                      | 0             | 1             | 1                     |                |
| 6     | GUJARAT          | 18170                            | 17421                  | 17691         | 18284         | 71566                 |                |
| 7     | HARYANA          | 27                               | 17                     | 36            | 761           | 841                   |                |
| 8     | HIMACHAL PRADESH | 15                               | 11                     | 43            | 69            | 138                   |                |
| 9     | JAMMU & KASHMIR  | 0                                | 0                      | 1             | 1             | 2                     |                |
| 10    | JHARKHAND        | 7                                | 7                      | 5             | 1             | 20                    |                |
| 11    | KARNATAKA        | 15512                            | 9538                   | 28600         | 44285         | 97935                 |                |
| 12    | KERALA           | 23                               | 9                      | 521           | 444           | 997                   |                |
| 13    | MADHYA PRADESH   | 9705                             | 7893                   | 96959         | 29920         | 144477                |                |
| 14    | MAHARASHTRA      | 3399                             | 4461                   | 10339         | 24968         | 43167                 |                |
| 15    | ODISHA           | 117                              | 210                    | 380           | 175           | 882                   |                |
| 16    | PUDUCHERRY       | 10                               | 0                      | 112           | 12            | 134                   |                |
| 17    | PUNJAB           | 184                              | 69                     | 117           | 3685          | 4055                  |                |
| 18    | RAJASTHAN        | 645                              | 891                    | 2649          | 1179          | 5364                  |                |
| 19    | TAMIL NADU       | 1391                             | 224                    | 10336         | 1656          | 13607                 |                |
| 20    | TELENGANA        | 13401                            | 13939                  | 66086         | 30180         | 123606                |                |
| 21    | TRIPURA          | 4                                | 27                     | 0             | 5             | 36                    |                |
| 22    | UTTARAKHAND      | 9                                | 1                      | 75            | 103           | 188                   |                |
| 23    | UTTAR PRADESH    | 1187                             | 331                    | 6658          | 2919          | 11095                 |                |
| 24    | WEST BENGAL      | 239                              | 102                    | 190           | 697           | 1228                  |                |
|       | <b>Total</b>     | <b>70826</b>                     | <b>61573</b>           | <b>270872</b> | <b>188673</b> | <b>591944</b>         |                |

**MINOR IRRIGATION CENSUS (2017-18)**

**TABLE 3.3.1: DISTRIBUTION OF MEDIUM TUBEWELLS ACCORDING TO THE INDIVIDUAL OWNER'S HOLDING SIZE**  
(In Number)

| S.No. | State            | No. of Medium tube well by size class of owner |                       |                              |                         |                      |         |  | Total (3 to 7) |  |
|-------|------------------|--|-----------------------|------------------------------|-------------------------|----------------------|---------|--|----------------|--|
|       |                  | Marginal (0-1 ha)<br>(3)                       | Small (1-2 ha)<br>(4) | Semi-Medium (2- 4 ha)<br>(5) | Medium (4-10 ha)<br>(6) | Big (>=10 ha)<br>(7) |         |  |                |  |
| (1)   | (2)              |  |                       |                              |                         |                      |         |  |                |  |
| 1     | ANDHRA PRADESH   | 130826   | 66098                 | 28095                        | 6387                    | 1125                 | 232531  |  |                |  |
| 2     | ASSAM            | 7  | 15                    | 118                          | 13                      | 0                    | 153     |  |                |  |
| 3     | BIHAR            | 112292   | 164152                | 103160                       | 36350                   | 10845                | 426799  |  |                |  |
| 4     | CHHATISGARH      | 42489  | 54133                 | 37591                        | 18322                   | 2154                 | 154689  |  |                |  |
| 5     | GOA              | 3  | 5                     | 1                            | 5                       | 0                    | 14      |  |                |  |
| 6     | GUJARAT          | 129682   | 150106                | 77129                        | 19066                   | 694                  | 376677  |  |                |  |
| 7     | HARYANA          | 1665   | 2014                  | 7378                         | 7074                    | 1029                 | 19160   |  |                |  |
| 8     | HIMACHAL PRADESH | 1150   | 822                   | 687                          | 242                     | 27                   | 2928    |  |                |  |
| 9     | JAMMU & KASHMIR  | 163  | 72                    | 27                           | 2                       | 0                    | 264     |  |                |  |
| 10    | JHARKHAND        | 303  | 277                   | 145                          | 63                      | 18                   | 806     |  |                |  |
| 11    | KARNATAKA        | 272480   | 225610                | 116197                       | 43076                   | 34333                | 691696  |  |                |  |
| 12    | KERALA           | 3785   | 715                   | 266                          | 82                      | 24                   | 4872    |  |                |  |
| 13    | MADHYA PRADESH   | 49419  | 68152                 | 60713                        | 31363                   | 2351                 | 211998  |  |                |  |
| 14    | MAHARASHTRA      | 45968  | 58515                 | 37755                        | 13841                   | 2294                 | 158373  |  |                |  |
| 15    | ODISHA           | 13352  | 12768                 | 11877                        | 5101                    | 428                  | 43526   |  |                |  |
| 16    | PUDUCHERRY       | 961  | 512                   | 264                          | 69                      | 5                    | 1811    |  |                |  |
| 17    | PUNJAB           | 17271  | 68745                 | 177257                       | 127387                  | 26176                | 416836  |  |                |  |
| 18    | RAJASTHAN        | 8006   | 15191                 | 21418                        | 13152                   | 2843                 | 60610   |  |                |  |
| 19    | TAMIL NADU       | 40493  | 26331                 | 14384                        | 6571                    | 8125                 | 95904   |  |                |  |
| 20    | TELENGANA        | 351716   | 168732                | 109043                       | 37587                   | 4894                 | 671972  |  |                |  |
| 21    | TRIPURA          | 274  | 425                   | 283                          | 10                      | 3                    | 995     |  |                |  |
| 22    | UTTARAKHAND      | 200  | 1212                  | 2211                         | 480                     | 53                   | 4156    |  |                |  |
| 23    | UTTAR PRADESH    | 122843   | 148255                | 111657                       | 28145                   | 6294                 | 417194  |  |                |  |
| 24    | WEST BENGAL      | 0  | 43150                 | 18796                        | 0                       | 0                    | 61946   |  |                |  |
|       | <b>Total</b>     | 1345348  | 1276007               | 936452                       | 394388                  | 103715               | 4055910 |  |                |  |

**MINOR IRRIGATION CENSUS (2017-18)**

**TABLE 3.3.2: DISTRIBUTION OF MEDIUM TUBEWELLS ACCORDING TO THE INDIVIDUAL FEMALE OWNER'S HOLDING SIZE**

(In Number)

| S.No. | State            | No. of Medium tube wells by size class of owned |                |                      |                  |               |        |     | Total (3 to 7) |
|-------|------------------|---|----------------|----------------------|------------------|---------------|--------|-----|----------------|
|       |                  | Marginal (0-1 ha)                               | Small (1-2 ha) | Semi-Medium (2-4 ha) | Medium (4-10 ha) | Big (>=10 ha) |        |     |                |
| (1)   | (2)              | (3)   | (4)            | (5)                  | (6)              | (7)           | (8)    | (8) |                |
| 1     | ANDHRA PRADESH   | 24237   | 12452          | 5064                 | 1134             | 169           | 43056  |     |                |
| 2     | ASSAM            | 1   | 0              | 1                    | 0                | 0             | 2      |     |                |
| 3     | BIHAR            | 3091  | 3679           | 3668                 | 2806             | 647           | 13891  |     |                |
| 4     | CHHATTISGARH     | 4944  | 5662           | 3410                 | 1419             | 221           | 15656  |     |                |
| 5     | GOA              | 0   | 1              | 0                    | 0                | 0             | 1      |     |                |
| 6     | GUJARAT          | 24759   | 28140          | 15055                | 3550             | 62            | 71566  |     |                |
| 7     | HARYANA          | 37  | 70             | 409                  | 286              | 39            | 841    |     |                |
| 8     | HIMACHAL PRADESH | 50  | 34             | 41                   | 13               | 0             | 138    |     |                |
| 9     | JAMMU & KASHMIR  | 1   | 1              | 0                    | 0                | 0             | 2      |     |                |
| 10    | JHARKHAND        | 7   | 4              | 7                    | 1                | 1             | 20     |     |                |
| 11    | KARNATAKA        | 38287   | 30694          | 17754                | 5578             | 5622          | 97935  |     |                |
| 12    | KERALA           | 797   | 131            | 58                   | 8                | 3             | 997    |     |                |
| 13    | MADHYA PRADESH   | 34010   | 45951          | 41529                | 21369            | 1618          | 144477 |     |                |
| 14    | MAHARASHTRA      | 12732   | 15314          | 10255                | 4080             | 786           | 43167  |     |                |
| 15    | ODISHA           | 279   | 220            | 289                  | 87               | 7             | 882    |     |                |
| 16    | PUDUCHERRY       | 72  | 40             | 21                   | 1                | 0             | 134    |     |                |
| 17    | PUNJAB           | 262   | 825            | 1730                 | 1053             | 185           | 4055   |     |                |
| 18    | RAJASTHAN        | 867   | 1573           | 1754                 | 965              | 205           | 5364   |     |                |
| 19    | TAMIL NADU       | 6416  | 3702           | 1881                 | 627              | 981           | 13607  |     |                |
| 20    | TELENGANA        | 61804   | 31959          | 21723                | 7331             | 789           | 123606 |     |                |
| 21    | TRIPURA          | 13  | 12             | 10                   | 0                | 1             | 36     |     |                |
| 22    | UTTARAKHAND      | 7   | 74             | 74                   | 31               | 2             | 188    |     |                |
| 23    | UTTAR PRADESH    | 4130  | 3768           | 2423                 | 643              | 131           | 11095  |     |                |
| 24    | WEST BENGAL      | 0   | 850            | 378                  | 0                | 0             | 1228   |     |                |
|       | <b>Total</b>     | 216803  | 185156         | 127534               | 50982            | 11469         | 591944 |     |                |

**MINOR IRRIGATION CENSUS (2017-18)**

**TABLE 3.4: DISTRIBUTION OF MEDIUM TUBEWELLS AND COST OF CONSTRUCTION**

(In Rs. 000)

| S.No. | State             | Number and Cost of Construction of Medium Tube wells Schemes commissioned during the period/year |          |         |         |         |         |         |         |         |         |        |          |  |  |  |  |  |  |  |  |  |  |  |  |
|-------|-------------------|--|----------|---------|---------|---------|---------|---------|---------|---------|---------|--------|----------|--|--|--|--|--|--|--|--|--|--|--|--|
|       |                   | Up to 2013-14  |          | 2014-15 |         | 2015-16 |         | 2016-17 |         | 2017-18 |         | Total  |          |  |  |  |  |  |  |  |  |  |  |  |  |
|       |                   | No.  | Cost     | No.     | Cost    | No.     | Cost    | No.     | Cost    | No.     | Cost    | No.    | Cost     |  |  |  |  |  |  |  |  |  |  |  |  |
| (1)   | (2)               | (3)  | (4)      | (5)     | (6)     | (7)     | (8)     | (9)     | (10)    | (11)    | (12)    | (13)   | (14)     |  |  |  |  |  |  |  |  |  |  |  |  |
| 1     | ANDHRA PRADESH    | 168636   | 6044799  | 31511   | 1284937 | 16196   | 696827  | 11819   | 522708  | 9551    | 432300  | 237713 | 8981571  |  |  |  |  |  |  |  |  |  |  |  |  |
| 2     | ARUNACHAL PRADESH | 2  | 200      | 0       | 0       | 0       | 0       | 0       | 0       | 0       | 0       | 2      | 200      |  |  |  |  |  |  |  |  |  |  |  |  |
| 3     | ASSAM             | 161  | 10803    | 41      | 2326    | 151     | 1959    | 6       | 235     | 10      | 148     | 369    | 15471    |  |  |  |  |  |  |  |  |  |  |  |  |
| 4     | BIHAR             | 151170   | 3843995  | 75714   | 2212765 | 56050   | 1559196 | 42978   | 1292652 | 129738  | 2951810 | 455650 | 11860418 |  |  |  |  |  |  |  |  |  |  |  |  |
| 5     | CHHATISGARH       | 87148  | 3561726  | 32423   | 1437446 | 19853   | 936535  | 10263   | 504253  | 7257    | 365311  | 156944 | 6805270  |  |  |  |  |  |  |  |  |  |  |  |  |
| 6     | GOA               | 15   | 1535     | 4       | 420     | 0       | 0       | 1       | 100     | 1       | 150     | 21     | 2205     |  |  |  |  |  |  |  |  |  |  |  |  |
| 7     | GUJARAT           | 388716   | 24728851 | 404     | 23559   | 40      | 3077    | 1042    | 70975   | 54      | 4952    | 390256 | 24831414 |  |  |  |  |  |  |  |  |  |  |  |  |
| 8     | HARYANA           | 30908  | 1012429  | 6007    | 263363  | 2958    | 154323  | 2641    | 76748   | 6981    | 275963  | 49495  | 1782826  |  |  |  |  |  |  |  |  |  |  |  |  |
| 9     | HIMACHAL PRADESH  | 2684   | 4294416  | 429     | 58302   | 236     | 29695   | 157     | 17093   | 94      | 21641   | 3600   | 556147   |  |  |  |  |  |  |  |  |  |  |  |  |
| 10    | JAMMU & KASHMIR   | 183  | 9374     | 21      | 1430    | 15      | 1190    | 15      | 865     | 84      | 3782    | 318    | 16641    |  |  |  |  |  |  |  |  |  |  |  |  |
| 11    | JHARKHAND         | 667  | 35861    | 165     | 11422   | 157     | 10214   | 116     | 8888    | 104     | 7976    | 1209   | 74362    |  |  |  |  |  |  |  |  |  |  |  |  |
| 12    | KARNATAKA         | 333031   | 19908977 | 146603  | 9315123 | 99496   | 6528949 | 57240   | 4097646 | 60332   | 4054680 | 696702 | 43905375 |  |  |  |  |  |  |  |  |  |  |  |  |
| 13    | KERALA            | 3524   | 131144   | 592     | 29477   | 420     | 17435   | 328     | 15839   | 437     | 21233   | 5301   | 215128   |  |  |  |  |  |  |  |  |  |  |  |  |
| 14    | MADHYA PRADESH    | 121496   | 667528   | 43515   | 324415  | 34975   | 284065  | 25330   | 205366  | 18465   | 194812  | 243781 | 1676185  |  |  |  |  |  |  |  |  |  |  |  |  |
| 15    | MAHARASHTRA       | 109516   | 4214887  | 14095   | 827553  | 14244   | 866304  | 28570   | 1484952 | 7769    | 465522  | 174194 | 7859217  |  |  |  |  |  |  |  |  |  |  |  |  |
| 16    | MIZORAM           | 22   | 966      | 0       | 0       | 0       | 0       | 0       | 0       | 1       | 100     | 23     | 1066     |  |  |  |  |  |  |  |  |  |  |  |  |
| 17    | NAGALAND          | 3  | 122      | 0       | 0       | 0       | 0       | 0       | 0       | 0       | 0       | 3      | 122      |  |  |  |  |  |  |  |  |  |  |  |  |
| 18    | ODISHA            | 27448  | 1188028  | 9404    | 482060  | 5953    | 338267  | 2577    | 158835  | 1168    | 70195   | 46550  | 2237386  |  |  |  |  |  |  |  |  |  |  |  |  |
| 19    | PUDUCHERRY        | 1131   | 76162    | 186     | 15179   | 30      | 1973    | 2       | 110     | 479     | 39069   | 1828   | 132493   |  |  |  |  |  |  |  |  |  |  |  |  |
| 20    | PUNJAB            | 365307   | 18796505 | 28888   | 1669707 | 8644    | 482460  | 5923    | 307710  | 10176   | 611407  | 418938 | 21867789 |  |  |  |  |  |  |  |  |  |  |  |  |
| 21    | RAJASTHAN         | 103464   | 7232318  | 17987   | 1286657 | 10613   | 775661  | 6253    | 462273  | 2063    | 196447  | 140380 | 9953355  |  |  |  |  |  |  |  |  |  |  |  |  |
| 22    | TAMIL NADU        | 91391  | 4781065  | 7272    | 402445  | 2788    | 160386  | 2014    | 114290  | 7195    | 387395  | 110660 | 5845580  |  |  |  |  |  |  |  |  |  |  |  |  |
| 23    | TELENGANA         | 464680   | 15405529 | 105558  | 3605356 | 53728   | 1806844 | 21136   | 753594  | 32054   | 1330762 | 677156 | 22902085 |  |  |  |  |  |  |  |  |  |  |  |  |
| 24    | TRIPURA           | 306  | 47330    | 171     | 26301   | 467     | 75099   | 215     | 30923   | 309     | 50696   | 1468   | 230349   |  |  |  |  |  |  |  |  |  |  |  |  |
| 25    | UTTARAKHAND       | 4544   | 145741   | 237     | 14568   | 117     | 6988    | 75      | 5066    | 30      | 1958    | 5003   | 174321   |  |  |  |  |  |  |  |  |  |  |  |  |

(In Rs. 000)

| S.No. | State         | Number and Cost of Construction of Medium Tube wells Schemes commissioned during the period/year |           |         |          |         |          |         |          |         |          |         |           |  |  |  |  |  |  |
|-------|---------------|--|-----------|---------|----------|---------|----------|---------|----------|---------|----------|---------|-----------|--|--|--|--|--|--|
|       |               | Up to 2013-14  |           | 2014-15 |          | 2015-16 |          | 2016-17 |          | 2017-18 |          | Total   |           |  |  |  |  |  |  |
|       |               | No.  | Cost      | No.     | Cost     | No.     | Cost     | No.     | Cost     | No.     | Cost     | No.     | Cost      |  |  |  |  |  |  |
| (1)   | (2)           | (3)  | (4)       | (5)     | (6)      | (7)     | (8)      | (9)     | (10)     | (11)    | (12)     | (13)    | (14)      |  |  |  |  |  |  |
| 26    | UTTAR PRADESH | 294959   | 13350250  | 41935   | 2148816  | 30710   | 1525472  | 24012   | 1185350  | 26698   | 1339731  | 418314  | 19549619  |  |  |  |  |  |  |
| 27    | WEST BENGAL   | 44418  | 3515811   | 16899   | 1241191  | 10300   | 768398   | 5662    | 437576   | 4987    | 398149   | 82266   | 6361126   |  |  |  |  |  |  |
|       | <b>Total</b>  | 2795530  | 129141354 | 580061  | 26684817 | 368141  | 17031316 | 248375  | 11754047 | 326037  | 13226187 | 4318144 | 197837720 |  |  |  |  |  |  |

**MINOR IRRIGATION CENSUS (2017-18)**

**TABLE 3.5.1: DISTRIBUTION OF MEDIUM TUBEWELLS BY COST OF MAINTENANCE IN THE REFERENCE YEAR**

(In Number)

| S.No. | State             | No. of Medium tube well according to the annual cost of maintenance |                   |                    |                     |                      |                |  |
|-------|-------------------|---|-------------------|--------------------|---------------------|----------------------|----------------|--|
|       |                   | UptoRs. 1000  | Rs. 1000 to 10000 | Rs. 10000 to 50000 | Rs. 50000 to 100000 | More than Rs. 100000 | Total (3 to 7) |  |
| (1)   | (2)               | (3)   | (4)               | (5)                | (6)                 | (7)                  | (8)            |  |
| 1     | ANDHRA PRADESH    | 51580   | 161806            | 23541              | 763                 | 23                   | 237713         |  |
| 2     | ARUNACHAL PRADESH | 2   | 0                 | 0                  | 0                   | 0                    | 2              |  |
| 3     | ASSAM             | 140   | 229               | 0                  | 0                   | 0                    | 369            |  |
| 4     | BIHAR             | 330720  | 118141            | 6781               | 8                   | 0                    | 455650         |  |
| 5     | CHHATISGARH       | 94373   | 59527             | 3029               | 13                  | 2                    | 156944         |  |
| 6     | GOA               | 6   | 12                | 3                  | 0                   | 0                    | 21             |  |
| 7     | GUJARAT           | 288   | 387862            | 2104               | 2                   | 0                    | 390256         |  |
| 8     | HARYANA           | 11854   | 34721             | 2893               | 27                  | 0                    | 49495          |  |
| 9     | HIMACHAL PRADESH  | 2782  | 669               | 145                | 4                   | 0                    | 3600           |  |
| 10    | JAMMU & KASHMIR   | 119   | 194               | 5                  | 0                   | 0                    | 318            |  |
| 11    | JHARKHAND         | 1158  | 48                | 3                  | 0                   | 0                    | 1209           |  |
| 12    | KARNATAKA         | 183884  | 338654            | 158245             | 15759               | 160                  | 696702         |  |
| 13    | KERALA            | 4278  | 995               | 28                 | 0                   | 0                    | 5301           |  |
| 14    | MADHYA PRADESH    | 241243  | 2191              | 339                | 8                   | 0                    | 243781         |  |
| 15    | MAHARASHTRA       | 71578   | 89255             | 13144              | 200                 | 17                   | 174194         |  |
| 16    | MIZORAM           | 23  | 0                 | 0                  | 0                   | 0                    | 23             |  |
| 17    | NAGALAND          | 2   | 0                 | 1                  | 0                   | 0                    | 3              |  |
| 18    | ODISHA            | 26823   | 18348             | 1345               | 33                  | 1                    | 46550          |  |
| 19    | PUDUCHERRY        | 120   | 1583              | 121                | 4                   | 0                    | 1828           |  |
| 20    | PUNJAB            | 223567  | 190952            | 4343               | 76                  | 0                    | 418938         |  |
| 21    | RAJASTHAN         | 26034   | 83299             | 29695              | 1284                | 68                   | 140380         |  |
| 22    | TAMIL NADU        | 17414   | 79248             | 13791              | 203                 | 4                    | 110660         |  |

(In Number)

| S.No. | State         | No. of Medium tube well according to the annual cost of maintenance |                   |                    |                     |                      |                |  |
|-------|---------------|---|-------------------|--------------------|---------------------|----------------------|----------------|--|
|       |               | UptoRs. 1000  | Rs. 1000 to 10000 | Rs. 10000 to 50000 | Rs. 50000 to 100000 | More than Rs. 100000 | Total (3 to 7) |  |
| (1)   | (2)           | (3)   | (4)               | (5)                | (6)                 | (7)                  | (8)            |  |
| 23    | TELENGANA     | 91428   | 530704            | 54782              | 242                 | 0                    | 677156         |  |
| 24    | TRIPURA       | 526   | 906               | 36                 | 0                   | 0                    | 1468           |  |
| 25    | UTTARAKHAND   | 749   | 3809              | 103                | 341                 | 1                    | 5003           |  |
| 26    | UTTAR PRADESH | 119986  | 277138            | 20989              | 198                 | 5                    | 418316         |  |
| 27    | WEST BENGAL   | 0   | 25378             | 56888              | 0                   | 0                    | 82266          |  |
|       | <b>Total</b>  | 1500677   | 2405669           | 392354             | 19165               | 281                  | 4318146        |  |

**MINOR IRRIGATION CENSUS (2017-18)**

**Table.3.5.2: AVERAGE COST OF CONSTRUCTION, MACHINERY, ANNUAL MAINTENANCE AND AVERAGE AMOUNT OF SUBSIDY RECEIVED FOR MEDIUM TUBEWELLS**

(Amount in thousand)

| S.No. | State             | Average cost of construction | Average cost of Machinery | Average cost of annual maintenance during 2017-18 | Subsidy for Construction                               |                           | Subsidy for Machinery                                  |   |
|-------|-------------------|------------------------------|---------------------------|---|--|---------------------------|--|---|
|       |                   |                              |                           |   | No. of Medium tube well for which subsidy was received | Average amount of subsidy | No. of Medium tube well for which subsidy was received | Average amount of subsidy for machinery |
| (1)   | (2)               | (3)                          | (4)                       | (5)   | (6)  | (7)                       | (8)  | (9)                                     |
| 1     | ANDHRA PRADESH    | 38                           | 35                        | 5   | 20892  | 27                        | 22613  | 24                                      |
| 2     | ARUNACHAL PRADESH | 100                          | 70                        | 0   | 0  | 0                         | 0  | 0                                       |
| 3     | ASSAM             | 42                           | 12                        | 4   | 2  | 0                         | 2  | 0                                       |
| 4     | BIHAR             | 26                           | 18                        | 1   | 27377  | 6                         | 27970  | 5                                       |
| 5     | CHHATISGARH       | 43                           | 27                        | 2   | 9675   | 31                        | 8655   | 20                                      |
| 6     | GOA               | 105                          | 29                        | 6   | 6  | 82                        | 5  | 17                                      |
| 7     | GUJARAT           | 64                           | 36                        | 4   | 1931   | 9                         | 995  | 3                                       |
| 8     | HARYANA           | 36                           | 37                        | 4   | 1246   | 2                         | 966  | 5                                       |
| 9     | HIMACHAL PRADESH  | 154                          | 48                        | 2   | 159  | 121                       | 81   | 49                                      |
| 10    | JAMMU & KASHMIR   | 52                           | 25                        | 3   | 0  | 0                         | 0  | 0                                       |
| 11    | JHARKHAND         | 62                           | 6                         | 0   | 487  | 76                        | 167  | 13                                      |
| 12    | KARNATAKA         | 63                           | 41                        | 10  | 83270  | 19                        | 82197  | 13                                      |
| 13    | KERALA            | 41                           | 15                        | 1   | 136  | 18                        | 280  | 6                                       |
| 14    | MADHYA PRADESH    | 7                            | 34                        | 0   | 14856  | 24                        | 20813  | 25                                      |
| 15    | MAHARASHTRA       | 45                           | 24                        | 4   | 1987   | 20                        | 1907   | 8                                       |
| 16    | MIZORAM           | 46                           | 0                         | 0   | 0  | 0                         | 0  | 0                                       |
| 17    | NAGALAND          | 41                           | 31                        | 5   | 0  | 0                         | 0  | 0                                       |
| 18    | ODISHA            | 48                           | 23                        | 2   | 19178  | 40                        | 17667  | 20                                      |
| 19    | PUDUCHERRY        | 72                           | 28                        | 7   | 2  | 40                        | 2  | 35                                      |
| 20    | PUNJAB            | 52                           | 35                        | 2   | 553  | 3                         | 1320   | 1                                       |
| 21    | RAJASTHAN         | 71                           | 50                        | 8   | 2089   | 16                        | 32361  | 14                                      |



(Amount in thousand)

| S.No. | State         | Average cost of construction | Average cost of Machinery | Average cost of annual maintenance during 2017-18 | Subsidy for Construction                               |                           | Subsidy for Machinery                                  |   |
|-------|---------------|------------------------------|---------------------------|---|--|---------------------------|--|---|
|       |               |                              |                           |   | No. of Medium tube well for which subsidy was received | Average amount of subsidy | No. of Medium tube well for which subsidy was received | Average amount of subsidy for machinery |
| (1)   | (2)           | (3)                          | (4)                       | (5)   | (6)  | (7)                       | (8)  | (9)                                     |
| 22    | TAMIL NADU    | 53                           | 31                        | 6   | 11763  | 20                        | 11604  | 9                                       |
| 23    | TELENGANA     | 34                           | 29                        | 5   | 35814  | 28                        | 35761  | 20                                      |
| 24    | TRIPURA       | 157                          | 32                        | 2   | 185  | 105                       | 176  | 41                                      |
| 25    | UTTARAKHAND   | 35                           | 30                        | 8   | 363  | 14                        | 349  | 22                                      |
| 26    | UTTAR PRADESH | 47                           | 38                        | 4   | 36401  | 17                        | 20866  | 9                                       |
| 27    | WEST BENGAL   | 77                           | 86                        | 11  | 2649   | 26                        | 2649   | 11                                      |
|       | <b>Total</b>  | 46                           | 34                        | 5   | 271021   | 22                        | 289406   | 15                                      |

**MINOR IRRIGATION CENSUS (2017-18)**

**TABLE 3.6: DISTRIBUTION OF MEDIUM TUBEWELLS UNDER INDIVIDUAL OWNERSHIP BY MAJOR SOURCE OF FINANCE**

(In Number)

| S.No. | State            | With Single Source of Finance |            |            |              |        |                | With two Sources of Finance |                        |                           |                          |                       |                          | Grand Total (8+16) |         |                 |
|-------|------------------|-------------------------------|------------|------------|--------------|--------|----------------|-----------------------------|------------------------|---------------------------|--------------------------|-----------------------|--------------------------|--------------------|---------|-----------------|
|       |                  | Bank Loan                     | Govt. Fund | Own Saving | Money Lender | Others | Total (3 to 7) | Own Saving & Bank Loan      | Own Saving & Govt Fund | Own Saving & Money Lender | Bank Loan & Money Lender | Bank Loan & Govt Fund | Govt Fund & Money Lender |                    | Others  | Total (9 to 15) |
| (1)   | (2)              | (3)                           | (4)        | (5)        | (6)          | (7)    | (8)            | (9)                         | (10)                   | (11)                      | (12)                     | (13)                  | (14)                     | (15)               | (16)    | (17)            |
| 1     | ANDHRA PRADESH   | 3482                          | 1624       | 138180     | 10260        | 4718   | 158264         | 9031                        | 2597                   | 35056                     | 322                      | 1738                  | 347                      | 25176              | 74267   | 232531          |
| 2     | ASSAM            | 0                             | 0          | 0          | 0            | 0      | 0              | 0                           | 0                      | 0                         | 0                        | 0                     | 0                        | 153                | 153     | 153             |
| 3     | BIHAR            | 194                           | 368        | 19969      | 24           | 1415   | 21970          | 53983                       | 11340                  | 7248                      | 25415                    | 465                   | 275                      | 306103             | 404829  | 426799          |
| 4     | CHHATISGARH      | 223                           | 1031       | 15151      | 12           | 335    | 16752          | 5473                        | 5781                   | 383                       | 674                      | 28                    | 21                       | 125577             | 137937  | 154689          |
| 5     | GOA              | 0                             | 0          | 4          | 0            | 0      | 4              | 0                           | 4                      | 0                         | 0                        | 0                     | 0                        | 6                  | 10      | 14              |
| 6     | GUJARAT          | 23098                         | 6703       | 147608     | 1259         | 177036 | 355704         | 1942                        | 822                    | 71                        | 93                       | 70                    | 59                       | 17916              | 20973   | 376677          |
| 7     | HARYANA          | 300                           | 750        | 8057       | 102          | 977    | 10186          | 157                         | 9                      | 2809                      | 59                       | 135                   | 33                       | 5772               | 8974    | 19160           |
| 8     | HIMACHAL PRADESH | 121                           | 26         | 1585       | 0            | 25     | 1757           | 280                         | 94                     | 0                         | 11                       | 0                     | 0                        | 786                | 1171    | 2928            |
| 9     | JAMMU & KASHMIR  | 0                             | 3          | 259        | 0            | 2      | 264            | 0                           | 0                      | 0                         | 0                        | 0                     | 0                        | 0                  | 0       | 264             |
| 10    | JHARKHAND        | 2                             | 8          | 43         | 0            | 1      | 54             | 22                          | 81                     | 1                         | 63                       | 0                     | 1                        | 584                | 752     | 806             |
| 11    | KARNATAKA        | 49717                         | 2190       | 384791     | 2906         | 9086   | 448690         | 38336                       | 6124                   | 12206                     | 51229                    | 1412                  | 209                      | 133490             | 243006  | 691696          |
| 12    | KERALA           | 38                            | 19         | 3228       | 19           | 173    | 3477           | 121                         | 149                    | 51                        | 6                        | 4                     | 0                        | 1064               | 1395    | 4872            |
| 13    | MADHYA PRADESH   | 6223                          | 410        | 152629     | 547          | 15388  | 175197         | 2185                        | 128                    | 1374                      | 102                      | 43                    | 16                       | 32953              | 36801   | 211998          |
| 14    | MAHARASHTRA      | 21270                         | 11891      | 119807     | 1052         | 3009   | 157029         | 71                          | 94                     | 92                        | 10                       | 1                     | 5                        | 1071               | 1344    | 158373          |
| 15    | ODISHA           | 127                           | 763        | 5730       | 11           | 19     | 6650           | 5173                        | 15984                  | 2858                      | 533                      | 61                    | 82                       | 12185              | 36876   | 43526           |
| 16    | PUDUCHERRY       | 0                             | 0          | 0          | 0            | 0      | 0              | 4                           | 1                      | 0                         | 0                        | 0                     | 0                        | 1806               | 1811    | 1811            |
| 17    | PUNJAB           | 2452                          | 724        | 218698     | 8836         | 2030   | 232740         | 2256                        | 686                    | 89162                     | 100                      | 124                   | 753                      | 91015              | 184096  | 416836          |
| 18    | RAJASTHAN        | 3697                          | 203        | 26482      | 362          | 228    | 30972          | 12132                       | 195                    | 2904                      | 256                      | 289                   | 6                        | 13856              | 29638   | 60610           |
| 19    | TAMIL NADU       | 621                           | 174        | 38978      | 220          | 321    | 40314          | 2789                        | 287                    | 2167                      | 129                      | 64                    | 37                       | 50117              | 55590   | 95904           |
| 20    | TELENGANA        | 1667                          | 649        | 105448     | 2928         | 318    | 111010         | 27962                       | 1662                   | 320622                    | 388                      | 3795                  | 328                      | 206205             | 560962  | 671972          |
| 21    | TRIPURA          | 6                             | 911        | 76         | 0            | 0      | 993            | 0                           | 2                      | 0                         | 0                        | 0                     | 0                        | 0                  | 2       | 995             |
| 22    | UTTARAKHAND      | 85                            | 31         | 1010       | 3            | 5      | 1134           | 172                         | 1                      | 940                       | 0                        | 9                     | 136                      | 1764               | 3022    | 4156            |
| 23    | UTTAR PRADESH    | 1355                          | 3368       | 262375     | 310          | 3200   | 270608         | 12112                       | 25083                  | 1585                      | 386                      | 63                    | 67                       | 107290             | 146586  | 417194          |
| 24    | WEST BENGAL      | 1855                          | 793        | 52319      | 1543         | 5436   | 61946          | 0                           | 0                      | 0                         | 0                        | 0                     | 0                        | 0                  | 0       | 61946           |
|       | <b>Total</b>     | 116533                        | 32639      | 1702427    | 30394        | 223722 | 2105715        | 174201                      | 71124                  | 479529                    | 79776                    | 8301                  | 2375                     | 1134889            | 1950195 | 4055910         |

**MINOR IRRIGATION CENSUS (2017-18)**

**TABLE 3.7: DISTRIBUTION OF MEDIUM TUBEWELLS BY STATUS OF UTILISATION**

(In Number)

| S.No. | State             | Medium tube well in use<br>(3) | Medium tube well not in use |                    | Grand Total<br>(3+6) | Number of Schemes meant only for re-charge of ground water |               | Total<br>(8+9) |                                   |
|-------|-------------------|--------------------------------|-----------------------------|--------------------|----------------------|--|---------------|----------------|-----------------------------------|
|       |                   |                                | Temporarily<br>(4)          | Permanently<br>(5) |                      | Total (4+5)<br>(6)   | In use<br>(8) |                | Not in use<br>(Temp + Pmt)<br>(9) |
| (1)   | (2)               | (3)                            | (4)                         | (5)                | (6)                  | (7)  | (8)           | (9)            | (10)                              |
| 1     | ANDHRA PRADESH    | 217873                         | 15992                       | 3848               | 19840                | 237713   | 8             | 2              | 10                                |
| 2     | ARUNACHAL PRADESH | 0                              | 0                           | 2                  | 2                    | 2  | 0             | 0              | 0                                 |
| 3     | ASSAM             | 329                            | 33                          | 7                  | 40                   | 369  | 0             | 0              | 0                                 |
| 4     | BIHAR             | 451508                         | 2990                        | 1152               | 4142                 | 455650   | 113647        | 1627           | 115274                            |
| 5     | CHHATISGARH       | 156525                         | 274                         | 145                | 419                  | 156944   | 2716          | 33             | 2749                              |
| 6     | GOA               | 20                             | 0                           | 1                  | 1                    | 21   | 0             | 0              | 0                                 |
| 7     | GUJARAT           | 386512                         | 2474                        | 1270               | 3744                 | 390256   | 577           | 0              | 577                               |
| 8     | HARYANA           | 49385                          | 107                         | 3                  | 110                  | 49495  | 162           | 3              | 165                               |
| 9     | HIMACHAL PRADESH  | 3593                           | 4                           | 3                  | 7                    | 3600   | 5             | 0              | 5                                 |
| 10    | JAMMU & KASHMIR   | 318                            | 0                           | 0                  | 0                    | 318  | 0             | 0              | 0                                 |
| 11    | JHARKHAND         | 1191                           | 15                          | 3                  | 18                   | 1209   | 211           | 3              | 214                               |
| 12    | KARNATAKA         | 695172                         | 720                         | 810                | 1530                 | 696702   | 116933        | 526            | 117459                            |
| 13    | KERALA            | 5275                           | 12                          | 14                 | 26                   | 5301   | 43            | 12             | 55                                |
| 14    | MADHYA PRADESH    | 242737                         | 562                         | 482                | 1044                 | 243781   | 728           | 13             | 741                               |
| 15    | MAHARASHTRA       | 172825                         | 1018                        | 351                | 1369                 | 174194   | 7400          | 478            | 7878                              |
| 16    | MIZORAM           | 7                              | 1                           | 15                 | 16                   | 23   | 2             | 3              | 5                                 |
| 17    | NAGALAND          | 1                              | 2                           | 0                  | 2                    | 3  | 0             | 0              | 0                                 |
| 18    | ODISHA            | 42909                          | 1712                        | 1929               | 3641                 | 46550  | 637           | 1360           | 1997                              |
| 19    | PUDUCHERRY        | 1757                           | 20                          | 51                 | 71                   | 1828   | 0             | 0              | 0                                 |
| 20    | PUNJAB            | 418861                         | 73                          | 4                  | 77                   | 418938   | 159           | 4              | 163                               |
| 21    | RAJASTHAN         | 138337                         | 1560                        | 483                | 2043                 | 140380   | 388           | 128            | 516                               |
| 22    | TAMIL NADU        | 106335                         | 3315                        | 1010               | 4325                 | 110660   | 19535         | 1728           | 21263                             |
| 23    | TELENGANA         | 657628                         | 11413                       | 8115               | 19528                | 677156   | 14557         | 3219           | 17776                             |

(In Number)

| S.No. | State         | Medium tube well in use | Medium tube well not in use |             | Grand Total (3+6) | Number of Schemes meant only for re-charge of ground water |                         | Total (8+9) |
|-------|---------------|-------------------------|-----------------------------|-------------|-------------------|--|-------------------------|-------------|
|       |               |                         | Temporarily                 | Permanently |                   | In use   | Not in use (Temp + Pmt) |             |
| (1)   | (2)           | (3)                     | (4)                         | (5)         | (7)               | (8)  | (9)                     | (10)        |
| 24    | TRIPURA       | 1083                    | 268                         | 117         | 1468              | 0  | 0                       | 0           |
| 25    | UTTARAKHAND   | 4998                    | 2                           | 3           | 5003              | 0  | 2                       | 2           |
| 26    | UTTAR PRADESH | 416371                  | 1772                        | 173         | 418316            | 1313   | 300                     | 1613        |
| 27    | WEST BENGAL   | 78614                   | 2293                        | 1359        | 82266             | 1527   | 112                     | 1639        |
|       | <b>Total</b>  | 4250164                 | 46632                       | 21350       | 4318146           | 280548   | 9553                    | 290101      |

**MINOR IRRIGATION CENSUS (2017-18)**

**TABLE 3.8: DISTRIBUTION OF MEDIUM TUBEWELLS TEMPORARILY NOT IN USE BY REASON**

(In Number/In Ha)

| S.No. | State            | Non Availability of Adequate Power/Fuel |         | Mechanical Break Down |         | Less discharge of Water |          | Non - Availability of Finance |         | Lack of Maintenance |        | Others |          | Total |          |
|-------|------------------|---|---------|-----------------------|---------|-------------------------|----------|-------------------------------|---------|---------------------|--------|--------|----------|-------|----------|
|       |                  | No.                                     | PL      | No.                   | PL      | No.                     | PL       | No.                           | PL      | No.                 | PL     | No.    | PL       | No.   | PL       |
| (1)   | (2)              | (3)                                     | (4)     | (5)                   | (6)     | (7)                     | (8)      | (9)                           | (10)    | (11)                | (12)   | (13)   | (14)     | (15)  | (16)     |
| 1     | ANDHRA PRADESH   | 450                                     | 275.69  | 760                   | 728.70  | 13632                   | 7793.72  | 415                           | 214.77  | 97                  | 18.37  | 638    | 322.17   | 15992 | 9353.42  |
| 2     | ASSAM            | 0                                       | 0.00    | 31                    | 62.70   | 0                       | 0.00     | 0                             | 0.00    | 0                   | 0.00   | 2      | 39.00    | 33    | 101.70   |
| 3     | BIHAR            | 127                                     | 115.00  | 557                   | 697.80  | 862                     | 542.13   | 74                            | 120.89  | 49                  | 49.16  | 1321   | 1025.41  | 2990  | 2550.39  |
| 4     | CHHATTISGARH     | 26                                      | 23.35   | 50                    | 115.37  | 82                      | 77.80    | 7                             | 6.41    | 16                  | 36.71  | 93     | 129.89   | 274   | 389.53   |
| 5     | GUJARAT          | 1                                       | 0.71    | 2401                  | 1291.67 | 1                       | 0.67     | 1                             | 0.50    | 31                  | 17.08  | 39     | 42.85    | 2474  | 1353.48  |
| 6     | HARYANA          | 55                                      | 16.00   | 2                     | 17.00   | 0                       | 0.00     | 0                             | 0.00    | 0                   | 0.00   | 50     | 0.00     | 107   | 33.00    |
| 7     | HIMACHAL PRADESH | 1                                       | 0.00    | 0                     | 0.00    | 2                       | 0.00     | 0                             | 0.00    | 0                   | 0.00   | 1      | 0.00     | 4     | 0.00     |
| 8     | JHARKHAND        | 1                                       | 0.35    | 4                     | 0.80    | 4                       | 1.19     | 3                             | 0.00    | 0                   | 0.00   | 3      | 1.01     | 15    | 3.35     |
| 9     | KARNATAKA        | 35                                      | 0.73    | 77                    | 5.75    | 389                     | 9.60     | 19                            | 0.65    | 17                  | 5.67   | 183    | 3.45     | 720   | 25.85    |
| 10    | KERALA           | 2                                       | 0.00    | 2                     | 0.40    | 3                       | 0.00     | 1                             | 0.00    | 0                   | 0.00   | 4      | 0.00     | 12    | 0.40     |
| 11    | MADHYA PRADESH   | 32                                      | 8.35    | 68                    | 37.16   | 281                     | 72.93    | 13                            | 30.00   | 8                   | 0.00   | 160    | 50.77    | 562   | 199.21   |
| 12    | MAHARASHTRA      | 69                                      | 26.92   | 54                    | 9.32    | 827                     | 215.66   | 0                             | 0.00    | 0                   | 0.00   | 68     | 8.22     | 1018  | 260.12   |
| 13    | MIZORAM          | 0                                       | 0.00    | 0                     | 0.00    | 0                       | 0.00     | 0                             | 0.00    | 0                   | 0.00   | 1      | 0.00     | 1     | 0.00     |
| 14    | NAGALAND         | 0                                       | 0.00    | 0                     | 0.00    | 0                       | 0.00     | 0                             | 0.00    | 2                   | 13.00  | 0      | 0.00     | 2     | 13.00    |
| 15    | ODISHA           | 145                                     | 651.72  | 709                   | 2188.09 | 197                     | 488.51   | 94                            | 205.05  | 130                 | 410.86 | 437    | 1172.94  | 1712  | 5117.17  |
| 16    | PUDUCHERRY       | 1                                       | 0.00    | 5                     | 0.00    | 1                       | 0.00     | 0                             | 0.00    | 0                   | 0.00   | 13     | 0.00     | 20    | 0.00     |
| 17    | PUNJAB           | 68                                      | 22.79   | 5                     | 0.00    | 0                       | 0.00     | 0                             | 0.00    | 0                   | 0.00   | 0      | 0.00     | 73    | 22.79    |
| 18    | RAJASTHAN        | 54                                      | 246.89  | 84                    | 346.22  | 338                     | 1223.93  | 24                            | 215.70  | 105                 | 307.90 | 955    | 2708.48  | 1560  | 5049.12  |
| 19    | TAMIL NADU       | 220                                     | 39.25   | 401                   | 54.19   | 1939                    | 801.78   | 53                            | 10.48   | 75                  | 7.65   | 627    | 166.99   | 3315  | 1080.34  |
| 20    | TELENGANA        | 310                                     | 105.61  | 618                   | 124.12  | 9888                    | 3731.55  | 68                            | 15.23   | 65                  | 14.28  | 464    | 629.29   | 11413 | 4620.08  |
| 21    | TRIPURA          | 48                                      | 70.20   | 104                   | 27.80   | 4                       | 0.40     | 13                            | 0.00    | 41                  | 3.05   | 58     | 16.40    | 268   | 117.85   |
| 22    | UTTARAKHAND      | 0                                       | 0.00    | 0                     | 0.00    | 1                       | 0.50     | 0                             | 0.00    | 0                   | 0.00   | 1      | 0.00     | 2     | 0.50     |
| 23    | UTTAR PRADESH    | 42                                      | 50.75   | 65                    | 78.00   | 17                      | 17.00    | 3                             | 9.00    | 9                   | 2.00   | 1636   | 3796.89  | 1772  | 3953.64  |
| 24    | WEST BENGAL      | 549                                     | 732.15  | 464                   | 504.80  | 188                     | 310.71   | 181                           | 319.72  | 112                 | 88.48  | 799    | 850.32   | 2293  | 2806.18  |
|       | <b>Total</b>     | 2236                                    | 2386.46 | 6461                  | 6289.89 | 28656                   | 15288.08 | 969                           | 1148.40 | 757                 | 974.21 | 7553   | 10964.08 | 46632 | 37051.12 |

**MINOR IRRIGATION CENSUS (2017-18)**

**TABLE 3.9: DISTRIBUTION OF MEDIUM TUBEWELLS PERMANENTLY NOT IN USE BY REASON**

( In Number/In Ha)

| S.No. | State             | Salinity |      | Dried up |      | Destroyed beyond repair |      | Sea water intrusion |      | Industrial effluents |      | Availability of Major/Medium Irrigation Projects |      | Other reasons |      | Total |      |
|-------|-------------------|----------|------|----------|------|-------------------------|------|---------------------|------|----------------------|------|--|------|---------------|------|-------|------|
|       |                   | No.      | PL   | No.      | PL   | No.                     | PL   | No.                 | PL   | No.                  | PL   | No.  | PL   | No.           | PL   | No.   | PL   |
| (1)   | (2)               | (3)      | (4)  | (5)      | (6)  | (7)                     | (8)  | (9)                 | (10) | (11)                 | (12) | (13)   | (14) | (15)          | (16) | (17)  | (18) |
| 1     | ANDHRA PRADESH    | 176      | 0.00 | 2871     | 0.00 | 202                     | 0.00 | 6                   | 0.00 | 15                   | 0.00 | 13   | 0.00 | 565           | 0.00 | 3848  | 0.00 |
| 2     | ARUNACHAL PRADESH | 0        | 0.00 | 0        | 0.00 | 1                       | 0.00 | 0                   | 0.00 | 0                    | 0.00 | 0  | 0.00 | 1             | 0.00 | 2     | 0.00 |
| 3     | ASSAM             | 0        | 0.00 | 1        | 0.00 | 2                       | 0.00 | 0                   | 0.00 | 0                    | 0.00 | 0  | 0.00 | 4             | 0.00 | 7     | 0.00 |
| 4     | BIHAR             | 180      | 0.00 | 185      | 0.00 | 86                      | 0.00 | 75                  | 0.00 | 118                  | 0.00 | 15   | 0.00 | 493           | 0.00 | 1152  | 0.00 |
| 5     | CHHATISGARH       | 20       | 0.00 | 4        | 0.00 | 1                       | 0.00 | 1                   | 0.00 | 0                    | 0.00 | 1  | 0.00 | 118           | 0.00 | 145   | 0.00 |
| 6     | GOA               | 0        | 0.00 | 1        | 0.00 | 0                       | 0.00 | 0                   | 0.00 | 0                    | 0.00 | 0  | 0.00 | 0             | 0.00 | 1     | 0.00 |
| 7     | GUJARAT           | 683      | 0.00 | 56       | 0.00 | 46                      | 0.00 | 31                  | 0.00 | 13                   | 0.00 | 12   | 0.00 | 429           | 0.00 | 1270  | 0.00 |
| 8     | HARYANA           | 2        | 0.00 | 0        | 0.00 | 0                       | 0.00 | 0                   | 0.00 | 0                    | 0.00 | 0  | 0.00 | 1             | 0.00 | 3     | 0.00 |
| 9     | HIMACHAL PRADESH  | 0        | 0.00 | 2        | 0.00 | 0                       | 0.00 | 0                   | 0.00 | 0                    | 0.00 | 0  | 0.00 | 1             | 0.00 | 3     | 0.00 |
| 10    | JHARKHAND         | 0        | 0.00 | 2        | 0.00 | 1                       | 0.00 | 0                   | 0.00 | 0                    | 0.00 | 0  | 0.00 | 0             | 0.00 | 3     | 0.00 |
| 11    | KARNATAKA         | 13       | 0.00 | 486      | 0.00 | 144                     | 0.00 | 11                  | 0.00 | 2                    | 0.00 | 0  | 0.00 | 154           | 0.00 | 810   | 0.00 |
| 12    | KERALA            | 0        | 0.00 | 0        | 0.00 | 2                       | 0.00 | 1                   | 0.00 | 0                    | 0.00 | 0  | 0.00 | 11            | 0.00 | 14    | 0.00 |
| 13    | MADHYA PRADESH    | 13       | 0.00 | 187      | 0.00 | 32                      | 0.00 | 16                  | 0.00 | 3                    | 0.00 | 2  | 0.00 | 229           | 0.00 | 482   | 0.00 |
| 14    | MAHARASHTRA       | 7        | 0.00 | 309      | 0.00 | 6                       | 0.00 | 6                   | 0.00 | 2                    | 0.00 | 2  | 0.00 | 19            | 0.00 | 351   | 0.00 |
| 15    | MIZORAM           | 0        | 0.00 | 0        | 0.00 | 4                       | 0.00 | 0                   | 0.00 | 0                    | 0.00 | 0  | 0.00 | 11            | 0.00 | 15    | 0.00 |
| 16    | ODISHA            | 877      | 0.00 | 169      | 0.00 | 308                     | 0.00 | 20                  | 0.00 | 10                   | 0.00 | 7  | 0.00 | 538           | 0.00 | 1929  | 0.00 |
| 17    | PUDUCHERRY        | 0        | 0.00 | 0        | 0.00 | 0                       | 0.00 | 0                   | 0.00 | 0                    | 0.00 | 0  | 0.00 | 51            | 0.00 | 51    | 0.00 |
| 18    | PUNJAB            | 0        | 0.00 | 0        | 0.00 | 0                       | 0.00 | 0                   | 0.00 | 0                    | 0.00 | 0  | 0.00 | 4             | 0.00 | 4     | 0.00 |
| 19    | RAJASTHAN         | 11       | 0.00 | 182      | 0.00 | 82                      | 0.00 | 0                   | 0.00 | 5                    | 0.00 | 1  | 0.00 | 202           | 0.00 | 483   | 0.00 |
| 20    | TAMIL NADU        | 72       | 0.00 | 475      | 0.00 | 68                      | 0.00 | 18                  | 0.00 | 5                    | 0.00 | 3  | 0.00 | 369           | 0.00 | 1010  | 0.00 |
| 21    | TELENGANA         | 86       | 0.00 | 6763     | 0.00 | 459                     | 0.00 | 8                   | 0.00 | 24                   | 0.00 | 16   | 0.00 | 759           | 0.00 | 8115  | 0.00 |
| 22    | TRIPURA           | 0        | 0.00 | 39       | 0.00 | 20                      | 0.00 | 0                   | 0.00 | 0                    | 0.00 | 0  | 0.00 | 58            | 0.00 | 117   | 0.00 |
| 23    | UTTARAKHAND       | 0        | 0.00 | 0        | 0.00 | 0                       | 0.00 | 0                   | 0.00 | 0                    | 0.00 | 0  | 0.00 | 3             | 0.00 | 3     | 0.00 |

( In Number/In Ha)

| S.No. | State         | Salinity |      | Dried up |      | Destroyed beyond repair |      | Sea water intrusion |      | Industrial effluents |      | Availability of Major/Medium Irrigation Projects |      | Other reasons |      | Total |      |
|-------|---------------|----------|------|----------|------|-------------------------|------|---------------------|------|----------------------|------|--|------|---------------|------|-------|------|
|       |               | No.      | PL   | No.      | PL   | No.                     | PL   | No.                 | PL   | No.                  | PL   | No.  | PL   | No.           | PL   | No.   | PL   |
| (1)   | (2)           | (3)      | (4)  | (5)      | (6)  | (7)                     | (8)  | (9)                 | (10) | (11)                 | (12) | (13)   | (14) | (15)          | (16) | (17)  | (18) |
| 24    | UTTAR PRADESH | 2        | 0.00 | 84       | 0.00 | 27                      | 0.00 | 0                   | 0.00 | 2                    | 0.00 | 0  | 0.00 | 58            | 0.00 | 173   | 0.00 |
| 25    | WEST BENGAL   | 144      | 0.00 | 107      | 0.00 | 238                     | 0.00 | 42                  | 0.00 | 13                   | 0.00 | 31   | 0.00 | 784           | 0.00 | 1359  | 0.00 |
|       | <b>Total</b>  | 2286     | 0.00 | 11923    | 0.00 | 1729                    | 0.00 | 235                 | 0.00 | 212                  | 0.00 | 103  | 0.00 | 4862          | 0.00 | 21350 | 0.00 |

**MINOR IRRIGATION CENSUS (2017-18)**

**TABLE 3.10: DISTRIBUTION OF IN USE MEDIUM TUBE WELLS ACCORDING TO WATER DISTRIBUTION SYSTEM AND POTENTIAL UTILISED**

(In Number/In Ha)

| S.No. | State            | No. & IPU of Medium Tube well Schemes According to Water Distribution System |           |                              |            |                  |           |              |            |        |           |           |           |        |          |        |            |     |     |
|-------|------------------|--|-----------|------------------------------|------------|------------------|-----------|--------------|------------|--------|-----------|-----------|-----------|--------|----------|--------|------------|-----|-----|
|       |                  | Open Water (Lined/Pucca)   |           | Open Water (Unlined/Kutchra) |            | Underground pipe |           | Surface pipe |            | Drip   |           | Sprinkler |           | Others |          | Total  |            |     |     |
|       |                  | No.  | IPU       | No.                          | IPU        | No.              | IPU       | No.          | IPU        | No.    | IPU       | No.       | IPU       | No.    | IPU      | No.    | IPU        | No. | IPU |
| (1)   | (2)              | (3)  | (4)       | (5)                          | (6)        | (7)              | (8)       | (9)          | (10)       | (11)   | (12)      | (13)      | (14)      | (15)   | (16)     | (17)   | (18)       |     |     |
| 1     | ANDHRA PRADESH   | 8586   | 12468.52  | 94252                        | 125050.70  | 22299            | 33249.02  | 61834        | 74197.04   | 27767  | 37539.90  | 2284      | 3664.16   | 851    | 2656.44  | 217873 | 288825.78  |     |     |
| 2     | ASSAM            | 24   | 313.40    | 221                          | 572.05     | 83               | 281.10    | 1            | 3.20       | 0      | 0.00      | 0         | 0.00      | 0      | 0.00     | 329    | 1169.75    |     |     |
| 3     | BIHAR            | 3121   | 16802.41  | 28812                        | 222381.22  | 18577            | 176686.00 | 397493       | 2566220.69 | 514    | 2090.79   | 61        | 365.57    | 2930   | 22317.32 | 451508 | 3006864.00 |     |     |
| 4     | CHHATTISGARH     | 3664   | 7875.63   | 47305                        | 104739.51  | 5269             | 11612.91  | 89011        | 226182.33  | 1181   | 3126.91   | 5082      | 14178.49  | 5013   | 12580.45 | 156525 | 380296.23  |     |     |
| 5     | GOA              | 1  | 1.40      | 3                            | 5.40       | 2                | 6.10      | 3            | 2.15       | 3      | 7.70      | 8         | 7.40      | 0      | 0.00     | 20     | 30.15      |     |     |
| 6     | GUJARAT          | 16269  | 67240.77  | 144583                       | 484154.17  | 22855            | 72377.02  | 171133       | 532806.12  | 26545  | 68095.69  | 3657      | 4226.87   | 1470   | 5904.28  | 386512 | 1234804.92 |     |     |
| 7     | HARYANA          | 4337   | 36554.11  | 32588                        | 267433.00  | 9269             | 87606.30  | 1143         | 6675.02    | 16     | 97.20     | 1493      | 9057.40   | 539    | 3939.50  | 49385  | 411362.53  |     |     |
| 8     | HIMACHAL PRADESH | 238  | 3450.78   | 1684                         | 8474.83    | 726              | 6617.09   | 926          | 2535.81    | 1      | 1.96      | 1         | 2.64      | 17     | 20.98    | 3593   | 21104.09   |     |     |
| 9     | JAMMU & KASHMIR  | 69   | 199.20    | 157                          | 420.57     | 1                | 0.40      | 79           | 83.41      | 0      | 0.00      | 0         | 0.00      | 12     | 37.60    | 318    | 741.18     |     |     |
| 10    | JHARKHAND        | 46   | 19.62     | 429                          | 752.56     | 49               | 45.50     | 301          | 559.77     | 6      | 4.80      | 0         | 0.00      | 360    | 785.84   | 1191   | 2168.09    |     |     |
| 11    | KARNATAKA        | 119659   | 131622.79 | 18113                        | 34641.77   | 340935           | 696168.52 | 81326        | 125385.39  | 107374 | 148713.18 | 20194     | 40454.13  | 7571   | 12327.80 | 695172 | 1189313.58 |     |     |
| 12    | KERALA           | 135  | 188.89    | 829                          | 813.43     | 372              | 242.49    | 3162         | 2156.91    | 203    | 299.53    | 466       | 296.59    | 108    | 84.29    | 5275   | 4082.13    |     |     |
| 13    | MADHYA PRADESH   | 693  | 2950.34   | 23327                        | 83235.13   | 26517            | 93963.62  | 152209       | 612979.12  | 1153   | 4414.32   | 37780     | 156523.02 | 1058   | 3653.67  | 242737 | 957719.22  |     |     |
| 14    | MAHARASHTRA      | 3937   | 7467.81   | 30195                        | 46551.77   | 122096           | 239676.10 | 11647        | 18068.40   | 2272   | 3280.58   | 1443      | 2705.69   | 1235   | 1850.65  | 172825 | 319601.00  |     |     |
| 15    | MIZORAM          | 0  | 0.00      | 0                            | 0.00       | 0                | 0.00      | 6            | 0.00       | 0      | 0.00      | 0         | 0.00      | 1      | 0.80     | 7      | 0.80       |     |     |
| 16    | NAGALAND         | 1  | 13.00     | 0                            | 0.00       | 0                | 0.00      | 0            | 0.00       | 0      | 0.00      | 0         | 0.00      | 0      | 0.00     | 1      | 13.00      |     |     |
| 17    | ODISHA           | 1648   | 2322.51   | 13090                        | 35557.04   | 1162             | 3347.54   | 25935        | 61834.87   | 105    | 221.52    | 244       | 132.97    | 725    | 1223.25  | 42909  | 104639.70  |     |     |
| 18    | PUDUCHERRY       | 1521   | 3414.44   | 94                           | 221.98     | 123              | 264.70    | 19           | 56.20      | 0      | 0.00      | 0         | 0.00      | 0      | 0.00     | 1757   | 3957.32    |     |     |
| 19    | PUNJAB           | 28566  | 137966.65 | 380332                       | 1937995.06 | 9734             | 57136.81  | 26           | 163.36     | 31     | 106.74    | 10        | 47.96     | 162    | 937.16   | 418861 | 2134353.74 |     |     |
| 20    | RAJASTHAN        | 4189   | 34508.10  | 19060                        | 93131.56   | 17992            | 92343.71  | 53508        | 299788.44  | 3171   | 11740.93  | 40145     | 215061.88 | 272    | 2256.85  | 138337 | 748831.47  |     |     |
| 21    | TAMIL NADU       | 19577  | 120111.27 | 58998                        | 207377.49  | 18015            | 70645.86  | 3611         | 14594.88   | 4814   | 16069.83  | 149       | 266.76    | 1171   | 6022.17  | 106335 | 435088.26  |     |     |
| 22    | TELENGANA        | 91334  | 165196.81 | 118428                       | 201078.22  | 319104           | 523326.37 | 99235        | 170382.48  | 14087  | 27276.54  | 14795     | 21924.51  | 645    | 906.34   | 657628 | 1110091.27 |     |     |



(In Number/In Ha)

| S.No. | State         | No. & IPU of Medium Tube well Schemes According to Water Distribution System |           |                             |            |                  |            |              |            |        |           |           |           |        |           |         |             |  |  |
|-------|---------------|--|-----------|-----------------------------|------------|------------------|------------|--------------|------------|--------|-----------|-----------|-----------|--------|-----------|---------|-------------|--|--|
|       |               | Open Water (Lined/Pucca)   |           | Open Water (Unlined/Kutcha) |            | Underground pipe |            | Surface pipe |            | Drip   |           | Sprinkler |           | Others |           | Total   |             |  |  |
|       |               | No.  | IPU       | No.                         | IPU        | No.              | IPU        | No.          | IPU        | No.    | IPU       | No.       | IPU       | No.    | IPU       | No.     | IPU         |  |  |
| (1)   | (2)           | (3)  | (4)       | (5)                         | (6)        | (7)              | (8)        | (9)          | (10)       | (11)   | (12)      | (13)      | (14)      | (15)   | (16)      | (17)    | (18)        |  |  |
| 23    | TRIPURA       | 23   | 52.80     | 456                         | 1059.68    | 563              | 1592.40    | 38           | 87.90      | 0      | 0.00      | 0         | 0.00      | 3      | 17.00     | 1083    | 2809.78     |  |  |
| 24    | UTTARAKHAND   | 813  | 12870.81  | 4156                        | 23357.22   | 23               | 170.61     | 4            | 58.96      | 0      | 0.00      | 0         | 0.00      | 2      | 121.60    | 4998    | 36579.20    |  |  |
| 25    | UTTAR PRADESH | 16615  | 138206.07 | 246517                      | 1807352.81 | 11221            | 94897.20   | 132155       | 1065246.42 | 238    | 1554.02   | 3180      | 22105.21  | 6445   | 52583.15  | 416371  | 3181944.88  |  |  |
| 26    | WEST BENGAL   | 7680   | 59968.32  | 35382                       | 311414.75  | 10545            | 99592.55   | 22487        | 219104.47  | 787    | 5876.82   | 181       | 1505.47   | 1552   | 11003.02  | 78614   | 708465.40   |  |  |
|       | <b>Total</b>  | 332746   | 961786.45 | 1299011                     | 5997771.92 | 957532           | 2361849.92 | 1307292      | 5999173.34 | 190268 | 330518.96 | 131173    | 492526.72 | 32142  | 141230.16 | 4250164 | 16284857.47 |  |  |

**MINOR IRRIGATION CENSUS (2017-18)**

**TABLE 3.11: DISTRIBUTION OF IN USE, TEMPORARILY NOT IN USE MEDIUM TUBEWELLS  
ACCORDING TO WATER LIFTING DEVICES**

(In Number)

| S.No. | State            | Number of schemes by lifting Device |                         |                |                      |               |        | Total (3 to 7) |
|-------|------------------|-------------------------------------|-------------------------|----------------|----------------------|---------------|--------|----------------|
|       |                  | Submersible Pump<br>(3)             | Centrifugal Pump<br>(4) | Turbine<br>(5) | Manual/Animal<br>(6) | Others<br>(7) | (8)    |                |
| 1     | ANDHRA PRADESH   | 216382                              | 14293                   | 1235           | 95                   | 1860          | 233865 |                |
| 2     | ASSAM            | 87                                  | 210                     | 16             | 43                   | 6             | 362    |                |
| 3     | BIHAR            | 75620                               | 306980                  | 13612          | 31665                | 26621         | 454498 |                |
| 4     | CHHATISGARH      | 154453                              | 1290                    | 364            | 173                  | 519           | 156799 |                |
| 5     | GOA              | 13                                  | 7                       | 0              | 0                    | 0             | 20     |                |
| 6     | GUJARAT          | 370997                              | 14782                   | 24             | 17                   | 3166          | 388986 |                |
| 7     | HARYANA          | 42308                               | 5050                    | 278            | 2                    | 1854          | 49492  |                |
| 8     | HIMACHAL PRADESH | 2751                                | 805                     | 35             | 1                    | 5             | 3597   |                |
| 9     | JAMMU & KASHMIR  | 245                                 | 60                      | 13             | 0                    | 0             | 318    |                |
| 10    | JHARKHAND        | 230                                 | 461                     | 52             | 338                  | 125           | 1206   |                |
| 11    | KARNATAKA        | 667045                              | 8080                    | 1970           | 11930                | 6867          | 695892 |                |
| 12    | KERALA           | 2835                                | 2110                    | 179            | 109                  | 54            | 5287   |                |
| 13    | MADHYA PRADESH   | 236860                              | 3300                    | 1597           | 104                  | 1438          | 243299 |                |
| 14    | MAHARASHTRA      | 152225                              | 13501                   | 629            | 192                  | 7296          | 173843 |                |
| 15    | MIZORAM          | 2                                   | 0                       | 0              | 5                    | 1             | 8      |                |
| 16    | NAGALAND         | 0                                   | 3                       | 0              | 0                    | 0             | 3      |                |
| 17    | ODISHA           | 25477                               | 17889                   | 353            | 557                  | 345           | 44621  |                |
| 18    | PUDUCHERRY       | 1772                                | 3                       | 0              | 0                    | 2             | 1777   |                |
| 19    | PUNJAB           | 398424                              | 20174                   | 215            | 3                    | 118           | 418934 |                |
| 20    | RAJASTHAN        | 123735                              | 8175                    | 4125           | 49                   | 3813          | 139897 |                |
| 21    | TAMIL NADU       | 78566                               | 26996                   | 738            | 751                  | 2599          | 109650 |                |
| 22    | TELENGANA        | 628996                              | 34282                   | 2822           | 155                  | 2786          | 669041 |                |
| 23    | TRIPURA          | 1333                                | 10                      | 2              | 0                    | 6             | 1351   |                |

(In Number)

| S.No. | State         | Number of schemes by lifting Device |                         |                |                      |               |                | Total (3 to 7) |
|-------|---------------|-------------------------------------|-------------------------|----------------|----------------------|---------------|----------------|----------------|
|       |               | Submersible Pump<br>(3)             | Centrifugal Pump<br>(4) | Turbine<br>(5) | Manual/Animal<br>(6) | Others<br>(7) | (8)            |                |
| 24    | UTTARAKHAND   | 3998                                | 981                     | 7              | 0                    | 14            | 5000           |                |
| 25    | UTTAR PRADESH | 230603                              | 183706                  | 1539           | 0                    | 2295          | 418143         |                |
| 26    | WEST BENGAL   | 62432                               | 11816                   | 2589           | 0                    | 4070          | 80907          |                |
|       | <b>Total</b>  | <b>3477389</b>                      | <b>674964</b>           | <b>32394</b>   | <b>46189</b>         | <b>65860</b>  | <b>4296796</b> |                |

**MINOR IRRIGATION CENSUS (2017-18)**  
**TABLE 3.12: DISTRIBUTION OF IN USE, TEMPORARILY NOT IN USE MEDIUM TUBEWELLS  
 ACCORDING TO SOURCE OF ENERGY**

(In Number)

| S.No. | State            | Number of schemes by source of energy |                    |                   |                    |                      |               |        |  | Total (3 to 8) |
|-------|------------------|---------------------------------------|--------------------|-------------------|--------------------|----------------------|---------------|--------|--|----------------|
|       |                  | Electric Pump<br>(3)                  | Diesel Pump<br>(4) | Wind mills<br>(5) | Solar pumps<br>(6) | Manual/Animal<br>(7) | Others<br>(8) |        |  |                |
| (1)   | (2)              | (3)                                   | (4)                | (5)               | (6)                | (7)                  | (8)           | (9)    |  |                |
| 1     | ANDHRA PRADESH   | 227094                                | 2457               | 18                | 3925               | 95                   | 276           | 233865 |  |                |
| 2     | ASSAM            | 116                                   | 203                | 0                 | 0                  | 43                   | 0             | 362    |  |                |
| 3     | BIHAR            | 77811                                 | 341194             | 952               | 327                | 31665                | 2549          | 454498 |  |                |
| 4     | CHHATISGARH      | 154204                                | 235                | 60                | 1983               | 173                  | 144           | 156799 |  |                |
| 5     | GOA              | 19                                    | 1                  | 0                 | 0                  | 0                    | 0             | 20     |  |                |
| 6     | GUJARAT          | 380811                                | 594                | 7407              | 4                  | 17                   | 153           | 388986 |  |                |
| 7     | HARYANA          | 44942                                 | 4184               | 10                | 84                 | 2                    | 270           | 49492  |  |                |
| 8     | HIMACHAL PRADESH | 3445                                  | 141                | 3                 | 6                  | 1                    | 1             | 3597   |  |                |
| 9     | JAMMU & KASHMIR  | 318                                   | 0                  | 0                 | 0                  | 0                    | 0             | 318    |  |                |
| 10    | JHARKHAND        | 331                                   | 390                | 5                 | 32                 | 338                  | 110           | 1206   |  |                |
| 11    | KARNATAKA        | 680417                                | 1948               | 411               | 455                | 11930                | 731           | 695092 |  |                |
| 12    | KERALA           | 5076                                  | 74                 | 3                 | 0                  | 109                  | 25            | 5287   |  |                |
| 13    | MADHYA PRADESH   | 242058                                | 721                | 18                | 197                | 104                  | 201           | 243299 |  |                |
| 14    | MAHARASHTRA      | 172833                                | 301                | 128               | 12                 | 192                  | 377           | 173843 |  |                |
| 15    | MIZORAM          | 1                                     | 1                  | 0                 | 1                  | 5                    | 0             | 8      |  |                |
| 16    | NAGALAND         | 2                                     | 1                  | 0                 | 0                  | 0                    | 0             | 3      |  |                |
| 17    | ODISHA           | 35079                                 | 7510               | 83                | 99                 | 557                  | 1293          | 44621  |  |                |
| 18    | PUDUCHERRY       | 1775                                  | 1                  | 0                 | 0                  | 0                    | 1             | 1777   |  |                |
| 19    | PUNJAB           | 414780                                | 4012               | 60                | 22                 | 3                    | 57            | 418934 |  |                |
| 20    | RAJASTHAN        | 122870                                | 16303              | 81                | 333                | 49                   | 261           | 139897 |  |                |
| 21    | TAMIL NADU       | 103474                                | 4544               | 84                | 62                 | 751                  | 735           | 109650 |  |                |
| 22    | TELENGANA        | 667360                                | 1138               | 102               | 95                 | 155                  | 191           | 669041 |  |                |
| 23    | TRIPURA          | 1340                                  | 6                  | 0                 | 0                  | 0                    | 5             | 1351   |  |                |

(In Number)

| S.No. | State            | Number of schemes by source of energy |                    |                   |                    |                      |               |         | Total (3 to 8) |
|-------|------------------|---------------------------------------|--------------------|-------------------|--------------------|----------------------|---------------|---------|----------------|
|       |                  | Electric Pump<br>(3)                  | Diesel Pump<br>(4) | Wind mills<br>(5) | Solar pumps<br>(6) | Manual/Animal<br>(7) | Others<br>(8) | (9)     |                |
| (1)   | (2)              |                                       |                    |                   |                    |                      |               |         |                |
| 24    | UTTARAKHAND      | 4285                                  | 710                | 0                 | 0                  | 0                    | 5             | 5000    |                |
| 25    | UTTAR<br>PRADESH | 277646                                | 140029             | 172               | 253                | 0                    | 43            | 418143  |                |
| 26    | WEST BENGAL      | 68340                                 | 11715              | 99                | 323                | 0                    | 430           | 80907   |                |
|       | <b>Total</b>     | 3686427                               | 538413             | 9696              | 8213               | 46189                | 7858          | 4296796 |                |

**MINOR IRRIGATION CENSUS (2017-18)**

**TABLE 3.13: DISTRIBUTION OF IN USE, TEMPORARILY NOT IN USE MEDIUM TUBEWELLS ACCORDING TO HORSE POWER OF LIFTING DEVICES**

(In Number)

| S.No. | State            | No. of Medium tube well by horse power of lifting devices |        |        |        |         |             |                |                             |        |      | Total (9 to 10) |
|-------|------------------|---|--------|--------|--------|---------|-------------|----------------|-----------------------------|--------|------|-----------------|
|       |                  | 0-2 hp  | 2-4 hp | 4-6 hp | 6-8 hp | 8-10 hp | above 10 hp | Total (3 to 8) | Schemes without horse power | (10)   | (11) |                 |
| (1)   | (2)              | (3)   | (4)    | (5)    | (6)    | (7)     | (8)         | (9)            | (10)                        | (11)   |      |                 |
| 1     | ANDHRA PRADESH   | 1816  | 16359  | 155290 | 48369  | 7453    | 4483        | 233770         | 95                          | 233865 |      |                 |
| 2     | ASSAM            | 0   | 10     | 218    | 75     | 9       | 7           | 319            | 43                          | 362    |      |                 |
| 3     | BIHAR            | 52585   | 57011  | 279548 | 22268  | 6365    | 5056        | 422833         | 31665                       | 454498 |      |                 |
| 4     | CHHATISGARH      | 2804  | 12613  | 141127 | 18     | 15      | 49          | 156626         | 173                         | 156799 |      |                 |
| 5     | GOA              | 4   | 3      | 11     | 2      | 0       | 0           | 20             | 0                           | 20     |      |                 |
| 6     | GUJARAT          | 44  | 7855   | 112302 | 149663 | 93780   | 25327       | 388971         | 15                          | 388986 |      |                 |
| 7     | HARYANA          | 513   | 812    | 5149   | 3321   | 15004   | 24691       | 49490          | 2                           | 49492  |      |                 |
| 8     | HIMACHAL PRADESH | 397   | 707    | 875    | 560    | 448     | 609         | 3596           | 1                           | 3597   |      |                 |
| 9     | JAMMU & KASHMR   | 0   | 1      | 236    | 57     | 1       | 23          | 318            | 0                           | 318    |      |                 |
| 10    | JHARKHAND        | 453   | 156    | 229    | 5      | 16      | 9           | 868            | 338                         | 1206   |      |                 |
| 11    | KARNATAKA        | 54291   | 11579  | 381301 | 163193 | 47186   | 26412       | 683962         | 11930                       | 695892 |      |                 |
| 12    | KERALA           | 3055  | 430    | 1631   | 50     | 7       | 5           | 5178           | 109                         | 5287   |      |                 |
| 13    | MADHYA PRADESH   | 12956   | 32241  | 155273 | 31823  | 7944    | 2958        | 243195         | 104                         | 243299 |      |                 |
| 14    | MAHARASHTRA      | 23  | 70     | 163018 | 8052   | 2189    | 299         | 173651         | 192                         | 173843 |      |                 |
| 15    | MIZORAM          | 2   | 1      | 0      | 0      | 0       | 0           | 3              | 5                           | 8      |      |                 |
| 16    | NAGALAND         | 0   | 0      | 3      | 0      | 0       | 0           | 3              | 0                           | 3      |      |                 |
| 17    | ODISHA           | 17268   | 10559  | 15521  | 300    | 286     | 130         | 44064          | 557                         | 44621  |      |                 |
| 18    | PUDUCHERRY       | 1   | 2      | 35     | 437    | 502     | 800         | 1777           | 0                           | 1777   |      |                 |
| 19    | PUNJAB           | 2061  | 7993   | 85413  | 141402 | 114411  | 67651       | 418931         | 3                           | 418934 |      |                 |
| 20    | RAJASTHAN        | 487   | 1471   | 16819  | 40831  | 47094   | 33146       | 139848         | 49                          | 139897 |      |                 |
| 21    | TAMIL NADU       | 4638  | 4754   | 42192  | 39431  | 6580    | 11305       | 108900         | 750                         | 109650 |      |                 |
| 22    | TELENGANA        | 1279  | 16380  | 551741 | 91434  | 6655    | 1397        | 668886         | 155                         | 669041 |      |                 |

(In Number)

| S.No. | State         | No. of Medium tube well by horse power of lifting devices |        |         |        |         |             |                |                             |         |  | Total (9 to 10) |
|-------|---------------|---|--------|---------|--------|---------|-------------|----------------|-----------------------------|---------|--|-----------------|
|       |               | 0-2 hp  | 2-4 hp | 4-6 hp  | 6-8 hp | 8-10 hp | above 10 hp | Total (3 to 8) | Schemes without horse power |         |  |                 |
| (1)   | (2)           | (3)   | (4)    | (5)     | (6)    | (7)     | (8)         | (9)            | (10)                        | (11)    |  |                 |
| 23    | TRIPURA       | 932   | 391    | 27      | 0      | 1       | 0           | 1351           | 0                           | 1351    |  |                 |
| 24    | UTTARAKHAND   | 17  | 13     | 3426    | 850    | 417     | 277         | 5000           | 0                           | 5000    |  |                 |
| 25    | UTTAR PRADESH | 2631  | 13344  | 37833   | 187405 | 140963  | 35967       | 418143         | 0                           | 418143  |  |                 |
| 26    | WEST BENGAL   | 0   | 0      | 1       | 0      | 0       | 80906       | 80907          | 0                           | 80907   |  |                 |
|       | <b>Total</b>  | 158257  | 194755 | 2149219 | 929546 | 497326  | 321507      | 4250610        | 46186                       | 4296796 |  |                 |

**MINOR IRRIGATION CENSUS (2017-18)**

**TABLE 3.14: DISTRIBUTION OF IN USE, TEMPORARILY NOT IN USE MEDIUM TUBEWELLS  
ACCORDING TO TOTAL PUMPING HOURS OF OPERATION**

(In Number)

| S.No. | State            | During Kharif Season |             |             |             |              |            |                |          |             |             | During Rabi Season |              |            |                  |  |  |  |  |  |  |
|-------|------------------|----------------------|-------------|-------------|-------------|--------------|------------|----------------|----------|-------------|-------------|--------------------|--------------|------------|------------------|--|--|--|--|--|--|
|       |                  | <200 hrs             | 200-400 hrs | 400-600 hrs | 600-800 hrs | 800-1000 hrs | >=1000 hrs | Total (3 to 8) | <200 hrs | 200-400 hrs | 400-600 hrs | 600-800 hrs        | 800-1000 hrs | >=1000 hrs | Total (10 to 15) |  |  |  |  |  |  |
| (1)   | (2)              | (3)                  | (4)         | (5)         | (6)         | (7)          | (8)        | (9)            | (10)     | (11)        | (12)        | (13)               | (14)         | (15)       | (16)             |  |  |  |  |  |  |
| 1     | ANDHRA PRADESH   | 83851                | 26929       | 28568       | 45747       | 34321        | 14354      | 233770         | 97340    | 23099       | 36784       | 37084              | 26813        | 12650      | 233770           |  |  |  |  |  |  |
| 2     | ASSAM            | 275                  | 33          | 7           | 3           | 0            | 1          | 319            | 219      | 87          | 2           | 2                  | 2            | 7          | 319              |  |  |  |  |  |  |
| 3     | BIHAR            | 254584               | 97203       | 35216       | 17257       | 7829         | 10744      | 422833         | 300746   | 75751       | 23593       | 10114              | 8397         | 4232       | 422833           |  |  |  |  |  |  |
| 4     | CHHATISGARH      | 66140                | 56785       | 17467       | 10122       | 2853         | 3259       | 156626         | 55333    | 33802       | 20988       | 22797              | 9304         | 14402      | 156626           |  |  |  |  |  |  |
| 5     | GOA              | 20                   | 0           | 0           | 0           | 0            | 0          | 20             | 19       | 0           | 1           | 0                  | 0            | 0          | 20               |  |  |  |  |  |  |
| 6     | GUJARAT          | 388680               | 264         | 2           | 9           | 6            | 10         | 388971         | 2424     | 3813        | 343511      | 39207              | 6            | 10         | 388971           |  |  |  |  |  |  |
| 7     | HARYANA          | 10204                | 13844       | 13367       | 7986        | 2948         | 1141       | 49490          | 26049    | 15787       | 3267        | 2120               | 1203         | 1064       | 49490            |  |  |  |  |  |  |
| 8     | HIMACHAL PRADESH | 2155                 | 609         | 449         | 204         | 80           | 99         | 3596           | 2221     | 710         | 204         | 197                | 157          | 107        | 3596             |  |  |  |  |  |  |
| 9     | JAMMU & KASHMIR  | 75                   | 114         | 122         | 6           | 1            | 0          | 318            | 296      | 17          | 5           | 0                  | 0            | 0          | 318              |  |  |  |  |  |  |
| 10    | JHARKHAND        | 657                  | 144         | 46          | 7           | 2            | 12         | 868            | 703      | 108         | 37          | 7                  | 1            | 12         | 868              |  |  |  |  |  |  |
| 11    | KARNATAKA        | 426282               | 162414      | 52938       | 25214       | 9222         | 7892       | 683962         | 417166   | 166829      | 63261       | 24621              | 7277         | 4808       | 683962           |  |  |  |  |  |  |
| 12    | KERALA           | 5088                 | 73          | 11          | 2           | 2            | 2          | 5178           | 4725     | 289         | 99          | 21                 | 13           | 31         | 5178             |  |  |  |  |  |  |
| 13    | MADHYA PRADESH   | 188917               | 32037       | 14466       | 5791        | 1149         | 835        | 243195         | 43311    | 66646       | 46629       | 43596              | 29315        | 13698      | 243195           |  |  |  |  |  |  |
| 14    | MAHARASHTRA      | 91165                | 64337       | 1511        | 441         | 265          | 15932      | 173651         | 68463    | 76304       | 7272        | 3860               | 824          | 16928      | 173651           |  |  |  |  |  |  |
| 15    | MIZORAM          | 3                    | 0           | 0           | 0           | 0            | 0          | 3              | 3        | 0           | 0           | 0                  | 0            | 0          | 3                |  |  |  |  |  |  |
| 16    | NAGALAND         | 2                    | 1           | 0           | 0           | 0            | 0          | 3              | 3        | 0           | 0           | 0                  | 0            | 0          | 3                |  |  |  |  |  |  |
| 17    | ODISHA           | 36244                | 4575        | 1746        | 1235        | 180          | 84         | 44064          | 25764    | 7522        | 4669        | 1751               | 1201         | 3157       | 44064            |  |  |  |  |  |  |
| 18    | PUDUCHERRY       | 442                  | 605         | 436         | 212         | 53           | 29         | 1777           | 580      | 777         | 311         | 85                 | 17           | 7          | 1777             |  |  |  |  |  |  |
| 19    | PUNJAB           | 14783                | 60441       | 202428      | 100339      | 34473        | 6467       | 418931         | 371007   | 39966       | 4012        | 2841               | 630          | 475        | 418931           |  |  |  |  |  |  |
| 20    | RAJASTHAN        | 117242               | 14847       | 5490        | 1440        | 389          | 440        | 139848         | 37402    | 21698       | 33998       | 32601              | 9533         | 4616       | 139848           |  |  |  |  |  |  |
| 21    | TAMIL NADU       | 48384                | 16706       | 12689       | 8930        | 9709         | 12482      | 108900         | 58660    | 21153       | 12764       | 7510               | 4818         | 3995       | 108900           |  |  |  |  |  |  |
| 22    | TELENGANA        | 36612                | 121095      | 176802      | 128947      | 120017       | 85413      | 668886         | 38653    | 57222       | 89233       | 166804             | 171318       | 145656     | 668886           |  |  |  |  |  |  |
| 23    | TRIPURA          | 1301                 | 48          | 2           | 0           | 0            | 0          | 1351           | 927      | 399         | 23          | 1                  | 1            | 0          | 1351             |  |  |  |  |  |  |
| 24    | UTTARAKHAND      | 2804                 | 1536        | 426         | 118         | 42           | 74         | 5000           | 3167     | 1454        | 219         | 70                 | 36           | 54         | 5000             |  |  |  |  |  |  |
| 25    | UTTAR PRADESH    | 244995               | 127238      | 33212       | 5669        | 4221         | 2808       | 418143         | 207665   | 138279      | 47417       | 14391              | 4277         | 6114       | 418143           |  |  |  |  |  |  |
| 26    | WEST BENGAL      | 56872                | 23635       | 400         | 0           | 0            | 0          | 80907          | 57706    | 23201       | 0           | 0                  | 0            | 0          | 80907            |  |  |  |  |  |  |
|       | <b>Total</b>     | 2077777              | 825513      | 597801      | 359679      | 227762       | 162078     | 4250610        | 1820552  | 774913      | 738299      | 409680             | 275143       | 232023     | 4250610          |  |  |  |  |  |  |



**MINOR IRRIGATION CENSUS (2017-18)**

**TABLE 3.15: DISTRIBUTION OF IN USE, TEMPORARILY NOT IN USE MEDIUM TUBEWELLS ACCORDING TO AVERAGE HOURS OF PUMPING PER DAY**

(In Number)

| S.No. | State            | During Kharif Season |         |          |           |           |           |                | During Rabi Season |         |          |           |           |           |                  |
|-------|------------------|----------------------|---------|----------|-----------|-----------|-----------|----------------|--------------------|---------|----------|-----------|-----------|-----------|------------------|
|       |                  | 0-4 hrs              | 4-8 hrs | 8-12 hrs | 12-16 hrs | 16-20 hrs | 20-24 hrs | Total (3 to 8) | 0-4 hrs            | 4-8 hrs | 8-12 hrs | 12-16 hrs | 16-20 hrs | 20-24 hrs | Total (10 to 15) |
| (1)   | (2)              | (3)                  | (4)     | (5)      | (6)       | (7)       | (8)       | (9)            | (10)               | (11)    | (12)     | (13)      | (14)      | (15)      | (16)             |
| 1     | ANDHRA PRADESH   | 66307                | 135709  | 30111    | 1189      | 65        | 389       | 233770         | 84049              | 119167  | 29427    | 718       | 67        | 342       | 233770           |
| 2     | ASSAM            | 260                  | 49      | 8        | 2         | 0         | 0         | 319            | 197                | 108     | 11       | 2         | 1         | 0         | 319              |
| 3     | BIHAR            | 39072                | 135347  | 174132   | 54153     | 11686     | 8443      | 422833         | 47189              | 171943  | 157517   | 35567     | 6835      | 3782      | 422833           |
| 4     | CHHATISGARH      | 26356                | 50925   | 63068    | 11288     | 3244      | 1745      | 156626         | 19489              | 38970   | 67365    | 21225     | 6087      | 3490      | 156626           |
| 5     | GOA              | 20                   | 0       | 0        | 0         | 0         | 0         | 20             | 20                 | 0       | 0        | 0         | 0         | 0         | 20               |
| 6     | GUJARAT          | 193498               | 195460  | 9        | 1         | 1         | 2         | 388971         | 1719               | 384981  | 2263     | 1         | 0         | 7         | 388971           |
| 7     | HARYANA          | 1068                 | 17740   | 29551    | 818       | 72        | 241       | 49490          | 3764               | 35421   | 9029     | 1072      | 80        | 124       | 49490            |
| 8     | HIMACHAL PRADESH | 620                  | 1309    | 1131     | 468       | 56        | 12        | 3596           | 392                | 1336    | 1267     | 516       | 65        | 20        | 3596             |
| 9     | JAMMU & KASHMIR  | 38                   | 85      | 183      | 12        | 0         | 0         | 318            | 60                 | 227     | 31       | 0         | 0         | 0         | 318              |
| 10    | JHARKHAND        | 419                  | 293     | 117      | 25        | 0         | 14        | 868            | 502                | 267     | 76       | 12        | 1         | 10        | 868              |
| 11    | KARNATAKA        | 317849               | 328605  | 29083    | 6654      | 219       | 1552      | 683962         | 304804             | 343024  | 32685    | 2248      | 226       | 975       | 683962           |
| 12    | KERALA           | 5018                 | 132     | 23       | 5         | 0         | 0         | 5178           | 4801               | 258     | 91       | 7         | 1         | 20        | 5178             |
| 13    | MADHYA PRADESH   | 157718               | 32447   | 50236    | 2121      | 238       | 435       | 243195         | 7958               | 65546   | 160768   | 6891      | 1209      | 823       | 243195           |
| 14    | MAHARASHTRA      | 45611                | 103849  | 7160     | 16886     | 44        | 101       | 173651         | 22487              | 116712  | 15213    | 4704      | 14478     | 57        | 173651           |
| 15    | MIZORAM          | 2                    | 1       | 0        | 0         | 0         | 0         | 3              | 2                  | 1       | 0        | 0         | 0         | 0         | 3                |
| 16    | NAGALAND         | 2                    | 1       | 0        | 0         | 0         | 0         | 3              | 2                  | 1       | 0        | 0         | 0         | 0         | 3                |
| 17    | ODISHA           | 23553                | 14408   | 4803     | 1023      | 224       | 53        | 44064          | 13153              | 18068   | 9366     | 2296      | 773       | 408       | 44064            |
| 18    | PUDUCHERRY       | 257                  | 805     | 539      | 136       | 19        | 21        | 1777           | 367                | 962     | 354      | 86        | 4         | 4         | 1777             |
| 19    | PUNJAB           | 2356                 | 181535  | 232537   | 1867      | 100       | 536       | 418931         | 29338              | 379707  | 9280     | 360       | 86        | 160       | 418931           |
| 20    | RAJASTHAN        | 102564               | 31775   | 4782     | 527       | 57        | 143       | 139848         | 13046              | 101664  | 23033    | 1854      | 81        | 170       | 139848           |
| 21    | TAMIL NADU       | 50290                | 25981   | 21093    | 9197      | 1295      | 1044      | 108900         | 52950              | 36192   | 14410    | 3948      | 436       | 964       | 108900           |
| 22    | TELENGANA        | 34070                | 426314  | 169976   | 32321     | 1730      | 4475      | 668886         | 42791              | 292329  | 256768   | 69466     | 2697      | 4835      | 668886           |

(In Number)

| S.No. | State         | During Kharif Season |         |          |           |           |           |                |         | During Rabi Season |          |           |           |           |                  |  |  |
|-------|---------------|----------------------|---------|----------|-----------|-----------|-----------|----------------|---------|--------------------|----------|-----------|-----------|-----------|------------------|--|--|
|       |               | 0-4 hrs              | 4-8 hrs | 8-12 hrs | 12-16 hrs | 16-20 hrs | 20-24 hrs | Total (3 to 8) | 0-4 hrs | 4-8 hrs            | 8-12 hrs | 12-16 hrs | 16-20 hrs | 20-24 hrs | Total (10 to 15) |  |  |
| (1)   | (2)           | (3)                  | (4)     | (5)      | (6)       | (7)       | (8)       | (9)            | (10)    | (11)               | (12)     | (13)      | (14)      | (15)      | (16)             |  |  |
| 23    | TRIPURA       | 1095                 | 254     | 1        | 0         | 0         | 1         | 1351           | 671     | 657                | 21       | 1         | 0         | 1         | 1351             |  |  |
| 24    | UTTARAKHAND   | 424                  | 1994    | 1867     | 475       | 115       | 125       | 5000           | 453     | 2049               | 1951     | 356       | 103       | 88        | 5000             |  |  |
| 25    | UTTAR PRADESH | 37363                | 190586  | 159060   | 20728     | 4420      | 5986      | 418143         | 31443   | 168236             | 178942   | 27288     | 7827      | 4407      | 418143           |  |  |
| 26    | WEST BENGAL   | 13261                | 53581   | 14062    | 1         | 1         | 1         | 80907          | 28237   | 52667              | 1        | 2         | 0         | 0         | 80907            |  |  |
|       | <b>Total</b>  | 1119091              | 1929185 | 993532   | 159897    | 23586     | 25319     | 4250610        | 709884  | 2330493            | 969869   | 178620    | 41057     | 20687     | 4250610          |  |  |

**MINOR IRRIGATION CENSUS (2017-18)**

**TABLE 3.16: DISTRIBUTION OF MEDIUM TUBEWELLS ACCORDING TO DEPTH**

(In Number)

| S.No. | State             | No. by the depth of Medium tube well |                     |                     |                     |                |        |  | Total (3 to 7)<br>(8) |
|-------|-------------------|--------------------------------------|---------------------|---------------------|---------------------|----------------|--------|--|-----------------------|
|       |                   | 0 to 35 mts<br>(3)                   | 35 to 40 mts<br>(4) | 40 to 60 mts<br>(5) | 60 to 70 mts<br>(6) | >70 mts<br>(7) |        |  |                       |
| (1)   | (2)               | (3)                                  | (4)                 | (5)                 | (6)                 | (7)            | (8)    |  |                       |
| 1     | ANDHRA PRADESH    | 0                                    | 28758               | 112195              | 96760               | 0              | 237713 |  |                       |
| 2     | ARUNACHAL PRADESH | 0                                    | 1                   | 1                   | 0                   | 0              | 2      |  |                       |
| 3     | ASSAM             | 0                                    | 138                 | 186                 | 45                  | 0              | 369    |  |                       |
| 4     | BIHAR             | 0                                    | 128378              | 290860              | 36412               | 0              | 455650 |  |                       |
| 5     | CHHATISGARH       | 0                                    | 13492               | 89381               | 54071               | 0              | 156944 |  |                       |
| 6     | GOA               | 0                                    | 6                   | 14                  | 1                   | 0              | 21     |  |                       |
| 7     | GUJARAT           | 0                                    | 29300               | 233992              | 126964              | 0              | 390256 |  |                       |
| 8     | HARYANA           | 0                                    | 5365                | 31976               | 12154               | 0              | 49495  |  |                       |
| 9     | HIMACHAL PRADESH  | 0                                    | 820                 | 2273                | 507                 | 0              | 3600   |  |                       |
| 10    | JAMMU & KASHMIR   | 0                                    | 136                 | 169                 | 13                  | 0              | 318    |  |                       |
| 11    | JHARKHAND         | 0                                    | 493                 | 566                 | 150                 | 0              | 1209   |  |                       |
| 12    | KARNATAKA         | 0                                    | 9682                | 135813              | 551207              | 0              | 696702 |  |                       |
| 13    | KERALA            | 0                                    | 287                 | 1457                | 3557                | 0              | 5301   |  |                       |
| 14    | MADHYA PRADESH    | 0                                    | 24670               | 125488              | 93623               | 0              | 243781 |  |                       |
| 15    | MAHARASHTRA       | 0                                    | 1872                | 148958              | 23364               | 0              | 174194 |  |                       |
| 16    | MIZORAM           | 0                                    | 0                   | 22                  | 1                   | 0              | 23     |  |                       |
| 17    | NAGALAND          | 0                                    | 0                   | 3                   | 0                   | 0              | 3      |  |                       |
| 18    | ODISHA            | 0                                    | 13917               | 21993               | 10640               | 0              | 46550  |  |                       |
| 19    | PUDUCHERRY        | 0                                    | 295                 | 1055                | 478                 | 0              | 1828   |  |                       |
| 20    | PUNJAB            | 0                                    | 37349               | 245959              | 135630              | 0              | 418938 |  |                       |
| 21    | RAJASTHAN         | 0                                    | 10611               | 51060               | 78709               | 0              | 140380 |  |                       |
| 22    | TAMIL NADU        | 0                                    | 20786               | 75888               | 13986               | 0              | 110660 |  |                       |
| 23    | TELENGANA         | 14446                                | 32351               | 319204              | 311148              | 7              | 677156 |  |                       |

(In Number)

| S.No. | State         | No. by the depth of Medium tube well |                     |                     |                     |                |         | Total (3 to 7) |
|-------|---------------|--------------------------------------|---------------------|---------------------|---------------------|----------------|---------|----------------|
|       |               | 0 to 35 mts<br>(3)                   | 35 to 40 mts<br>(4) | 40 to 60 mts<br>(5) | 60 to 70 mts<br>(6) | >70 mts<br>(7) | (8)     |                |
| 24    | TRIPURA       | 0                                    | 74                  | 541                 | 853                 | 0              | 1468    |                |
| 25    | UTTARAKHAND   | 0                                    | 291                 | 1762                | 2950                | 0              | 5003    |                |
| 26    | UTTAR PRADESH | 2                                    | 92201               | 222648              | 103465              | 0              | 418316  |                |
| 27    | WEST BENGAL   | 0                                    | 21498               | 30671               | 30097               | 0              | 82266   |                |
|       | <b>Total</b>  | 14448                                | 472771              | 2144135             | 1686785             | 7              | 4318146 |                |

**MINOR IRRIGATION CENSUS (2017-18)**

**TABLE 3.17: DISTRIBUTION OF MEDIUM TUBEWELLS IN AND OUTSIDE THE COMMAND AREA OF MAJOR/MEDIUM PROJECTS**

(In Number)

| S.No. | State             | Outside command | No. of Medium tube wells inside the command area-by reasons  |   |  |               | Total (3+8) |                |
|-------|-------------------|-----------------|--|---|--|---------------|-------------|----------------|
|       |                   |                 | Water not available up to the field from major/medium scheme | Water available but not adequate for irrigation | Water available but not useable for irrigation | Other reasons |             | Total (4 to 7) |
| (1)   | (2)               | (3)             | (4)  | (5)   | (6)  | (7)           | (8)         | (9)            |
| 1     | ANDHRA PRADESH    | 196539          | 19783  | 14079   | 408  | 6904          | 41174       | 237713         |
| 2     | ARUNACHAL PRADESH | 2               | 0  | 0   | 0  | 0             | 0           | 2              |
| 3     | ASSAM             | 369             | 0  | 0   | 0  | 0             | 0           | 369            |
| 4     | BIHAR             | 451645          | 421  | 1738  | 174  | 1672          | 4005        | 455650         |
| 5     | CHHATISGARH       | 149647          | 667  | 4672  | 17   | 1941          | 7297        | 156944         |
| 6     | GOA               | 19              | 2  | 0   | 0  | 0             | 2           | 21             |
| 7     | GUJARAT           | 347987          | 25810  | 44  | 3  | 16412         | 42269       | 390256         |
| 8     | HARYANA           | 45631           | 644  | 957   | 4  | 2259          | 3864        | 49495          |
| 9     | HIMACHAL PRADESH  | 3503            | 12   | 79  | 0  | 6             | 97          | 3600           |
| 10    | JAMMU & KASHMIR   | 318             | 0  | 0   | 0  | 0             | 0           | 318            |
| 11    | JHARKHAND         | 1207            | 0  | 2   | 0  | 0             | 2           | 1209           |
| 12    | KARNATAKA         | 686211          | 2505   | 4893  | 12   | 3081          | 10491       | 696702         |
| 13    | KERALA            | 4990            | 42   | 257   | 4  | 8             | 311         | 5301           |
| 14    | MADHYA PRADESH    | 184918          | 939  | 57236   | 20   | 668           | 58863       | 243781         |
| 15    | MAHARASHTRA       | 156845          | 16   | 12  | 0  | 17321         | 17349       | 174194         |
| 16    | MIZORAM           | 23              | 0  | 0   | 0  | 0             | 0           | 23             |
| 17    | NAGALAND          | 3               | 0  | 0   | 0  | 0             | 0           | 3              |
| 18    | ODISHA            | 39334           | 2793   | 3336  | 166  | 921           | 7216        | 46550          |
| 19    | PUDUCHERRY        | 1828            | 0  | 0   | 0  | 0             | 0           | 1828           |
| 20    | PUNJAB            | 391738          | 2684   | 22521   | 57   | 1938          | 27200       | 418938         |

(In Number)

| S.No. | State         | Outside command | No. of Medium tube wells inside the command area-by reasons  |   |  |               |                | Total (3+8) |
|-------|---------------|-----------------|--|---|--|---------------|----------------|-------------|
|       |               |                 | Water not available up to the field from major/medium scheme | Water available but not adequate for irrigation | Water available but not useable for irrigation | Other reasons | Total (4 to 7) |             |
| (1)   | (2)           | (3)             | (4)  | (5)   | (6)  | (7)           | (8)            | (9)         |
| 21    | RAJASTHAN     | 124566          | 1807   | 5530  | 144  | 8333          | 15814          | 140380      |
| 22    | TAMIL NADU    | 99903           | 1045   | 6511  | 175  | 3026          | 10757          | 110660      |
| 23    | TELENGANA     | 609653          | 9090   | 51726   | 1086   | 5601          | 67503          | 677156      |
| 24    | TRIPURA       | 1468            | 0  | 0   | 0  | 0             | 0              | 1468        |
| 25    | UTTARAKHAND   | 5000            | 3  | 0   | 0  | 0             | 3              | 5003        |
| 26    | UTTAR PRADESH | 411275          | 1448   | 2240  | 46   | 3307          | 7041           | 418316      |
| 27    | WEST BENGAL   | 80303           | 0  | 0   | 0  | 1963          | 1963           | 82266       |
|       | <b>Total</b>  | 3994925         | 69711  | 175833  | 2316   | 75361         | 323221         | 4318146     |

**MINOR IRRIGATION CENSUS (2017-18)**

**TABLE 3.18.1: CCA AND SEASON WISE POTENTIAL CREATED THROUGH MEDIUM TUBEWELLS - ALL SCHEMES**

(In Hectares)

| S.No. | State             | Culturable Command Area<br>(3) | Irrigation potential created |             |                  |              | Total (4 to 7) |
|-------|-------------------|--------------------------------|------------------------------|-------------|------------------|--------------|----------------|
|       |                   |                                | Kharif<br>(4)                | Rabi<br>(5) | Perennial<br>(6) | Other<br>(7) |                |
| (1)   | (2)               | (3)                            | (4)                          | (5)         | (6)              | (7)          | (8)            |
| 1     | ANDHRA PRADESH    | 262701.48                      | 163436.83                    | 130164.33   | 45403.44         | 3674.66      | 342679.26      |
| 2     | ARUNACHAL PRADESH | 62.00                          | 40.00                        | 25.00       | 5.00             | 2.00         | 72.00          |
| 3     | ASSAM             | 2167.30                        | 1597.12                      | 750.15      | 5.00             | 0.00         | 2352.27        |
| 4     | BIHAR             | 3067379.06                     | 1815026.42                   | 1502082.23  | 268778.47        | 323680.40    | 3909567.52     |
| 5     | CHHATISGARH       | 351877.42                      | 255076.06                    | 212509.63   | 473.08           | 234.62       | 468293.39      |
| 6     | GOA               | 30.15                          | 0.00                         | 0.15        | 30.00            | 0.00         | 30.15          |
| 7     | GUJARAT           | 916290.31                      | 626855.18                    | 627626.10   | 175702.93        | 7112.42      | 1437296.63     |
| 8     | HARYANA           | 224534.30                      | 211358.59                    | 213548.11   | 1714.80          | 1866.59      | 428488.09      |
| 9     | HIMACHAL PRADESH  | 13471.60                       | 11283.89                     | 12049.00    | 206.96           | 91.85        | 23631.70       |
| 10    | JAMMU & KASHMIR   | 435.66                         | 429.66                       | 386.14      | 0.15             | 0.95         | 816.90         |
| 11    | JHARKHAND         | 2546.63                        | 1632.99                      | 905.72      | 64.78            | 121.94       | 2725.43        |
| 12    | KARNATAKA         | 1059910.36                     | 875919.77                    | 186480.12   | 56139.30         | 94389.54     | 1212928.73     |
| 13    | KERALA            | 3976.02                        | 579.84                       | 896.90      | 2426.97          | 238.80       | 4142.51        |
| 14    | MADHYA PRADESH    | 831972.05                      | 217645.82                    | 755061.57   | 17566.66         | 38064.20     | 1028338.25     |
| 15    | MAHARASHTRA       | 333662.36                      | 163582.12                    | 147498.74   | 46763.59         | 4214.80      | 362059.25      |
| 16    | MIZORAM           | 0.85                           | 0.50                         | 0.80        | 0.00             | 0.00         | 1.30           |
| 17    | NAGALAND          | 32.00                          | 25.00                        | 6.00        | 2.00             | 1.00         | 34.00          |
| 18    | ODISHA            | 125324.93                      | 103048.14                    | 80529.72    | 294.92           | 1170.02      | 185042.80      |
| 19    | PUDUCHERRY        | 2312.58                        | 1815.00                      | 1702.29     | 147.24           | 348.59       | 4013.12        |
| 20    | PUNJAB            | 1136506.15                     | 1117504.07                   | 1116464.35  | 13017.15         | 7063.52      | 2254049.09     |
| 21    | RAJASTHAN         | 739474.89                      | 129935.46                    | 684681.61   | 1679.70          | 18007.92     | 834304.69      |
| 22    | TAMIL NADU        | 373319.41                      | 247985.41                    | 166566.01   | 43139.39         | 14179.69     | 471870.50      |
| 23    | TELENGANA         | 803450.15                      | 703864.01                    | 573608.62   | 5227.38          | 1161.84      | 1263861.85     |

(In Hectares)

| S.No. | State         | Culturable Command Area | Irrigation potential created |             |                  |              |                       | Total (4 to 7) |
|-------|---------------|-------------------------|------------------------------|-------------|------------------|--------------|-----------------------|----------------|
|       |               |                         | Kharif<br>(4)                | Rabi<br>(5) | Perennial<br>(6) | Other<br>(7) | Total (4 to 7)<br>(8) |                |
| (1)   | (2)           | (3)                     |                              |             |                  |              |                       |                |
| 24    | TRIPURA       | 2589.19                 | 2145.37                      | 2102.09     | 3.40             | 34.40        | 4285.26               |                |
| 25    | UTTARAKHAND   | 24484.82                | 16323.39                     | 15406.48    | 4529.13          | 3924.19      | 40183.19              |                |
| 26    | UTTAR PRADESH | 3199722.41              | 1334601.08                   | 1480573.36  | 570126.78        | 667245.70    | 4052546.92            |                |
| 27    | WEST BENGAL   | 479786.07               | 332974.14                    | 199714.67   | 18425.93         | 272993.23    | 824107.97             |                |
|       | <b>Total</b>  | 13958020.15             | 8334685.86                   | 8111339.89  | 1271874.15       | 1459822.87   | 19177722.77           |                |



**MINOR IRRIGATION CENSUS (2017-18)**

**TABLE 3.18.2: CCA AND SEASON WISE POTENTIAL CREATED THROUGH IN USE MEDIUM TUBEWELLS**

(In Hectares)

| S.No. | State            | Culturable Command Area | Irrigation potential created |            |           |           |                |  |  |
|-------|------------------|-------------------------|------------------------------|------------|-----------|-----------|----------------|--|--|
|       |                  |                         | Khharif                      | Rabi       | Perennial | Other     | Total (4 to 7) |  |  |
| (1)   | (2)              | (3)                     | (4)                          | (5)        | (6)       | (7)       | (8)            |  |  |
| 1     | ANDHRA PRADESH   | 244857.20               | 151236.77                    | 122183.83  | 43449.73  | 3450.22   | 320320.55      |  |  |
| 2     | ASSAM            | 1563.40                 | 1189.22                      | 505.15     | 4.00      | 0.00      | 1698.37        |  |  |
| 3     | BIHAR            | 3044395.26              | 1804815.51                   | 1494161.47 | 265825.81 | 319668.55 | 3884471.34     |  |  |
| 4     | CHHATISGARH      | 351188.13               | 254524.60                    | 212244.61  | 472.08    | 233.62    | 467474.91      |  |  |
| 5     | GOA              | 30.15                   | 0.00                         | 0.15       | 30.00     | 0.00      | 30.15          |  |  |
| 6     | GUJARAT          | 905829.86               | 619380.59                    | 620515.04  | 174042.67 | 7080.79   | 1421019.09     |  |  |
| 7     | HARYANA          | 222007.80               | 210179.09                    | 211853.61  | 1714.80   | 1866.59   | 425614.09      |  |  |
| 8     | HIMACHAL PRADESH | 13452.58                | 11266.22                     | 12030.38   | 206.96    | 91.85     | 23595.41       |  |  |
| 9     | JAMMU & KASHMIR  | 435.66                  | 429.66                       | 386.14     | 0.15      | 0.95      | 816.90         |  |  |
| 10    | JHARKHAND        | 2526.87                 | 1621.03                      | 899.32     | 63.08     | 121.59    | 2705.02        |  |  |
| 11    | KARNATAKA        | 1058964.62              | 875249.68                    | 186275.68  | 56030.65  | 94255.29  | 1211811.30     |  |  |
| 12    | KERALA           | 3970.95                 | 578.86                       | 896.45     | 2424.24   | 237.89    | 4137.44        |  |  |
| 13    | MADHYA PRADESH   | 830118.12               | 217136.60                    | 753383.91  | 17540.69  | 38016.65  | 1026077.85     |  |  |
| 14    | MAHARASHTRA      | 332509.65               | 162780.95                    | 147150.58  | 46660.51  | 4192.68   | 360784.72      |  |  |
| 15    | MIZORAM          | 0.85                    | 0.50                         | 0.80       | 0.00      | 0.00      | 1.30           |  |  |
| 16    | NAGALAND         | 18.00                   | 12.00                        | 4.00       | 1.00      | 1.00      | 18.00          |  |  |
| 17    | ODISHA           | 119044.38               | 97982.44                     | 76907.41   | 283.98    | 1012.61   | 176186.44      |  |  |
| 18    | PUDUCHERRY       | 2283.18                 | 1788.60                      | 1676.71    | 147.24    | 344.77    | 3957.32        |  |  |
| 19    | PUNJAB           | 1136289.32              | 1117287.24                   | 1116247.52 | 13017.15  | 7062.31   | 2253614.22     |  |  |
| 20    | RAJASTHAN        | 734277.35               | 127833.86                    | 679735.19  | 1675.52   | 17783.02  | 827027.59      |  |  |
| 21    | TAMIL NADU       | 368048.53               | 245135.29                    | 165025.16  | 42008.01  | 14015.10  | 466183.56      |  |  |
| 22    | TELENGANA        | 790189.05               | 692601.33                    | 566079.10  | 5201.51   | 1147.66   | 1265029.60     |  |  |
| 23    | TRIPURA          | 1919.09                 | 1577.82                      | 1561.84    | 3.40      | 21.70     | 3164.76        |  |  |

(In Hectares)

| S.No. | State         | Culturable Command Area | Irrigation potential created |             |                  |              |             | Total (4 to 7) |
|-------|---------------|-------------------------|------------------------------|-------------|------------------|--------------|-------------|----------------|
|       |               |                         | Kharif<br>(4)                | Rabi<br>(5) | Perennial<br>(6) | Other<br>(7) | (8)         |                |
| (1)   | (2)           | (3)                     |                              |             |                  |              |             |                |
| 24    | UTTARAKHAND   | 24481.62                | 16321.94                     | 15405.03    | 4528.63          | 3923.69      | 40179.29    |                |
| 25    | UTTAR PRADESH | 3185200.30              | 1329960.77                   | 1475096.41  | 566205.56        | 662842.05    | 4034104.79  |                |
| 26    | WEST BENGAL   | 457062.42               | 315057.22                    | 186435.40   | 17402.67         | 261640.66    | 780535.95   |                |
|       | <b>Total</b>  | 13830664.34             | 8255947.79                   | 8046660.89  | 1258940.04       | 1439011.24   | 19000559.96 |                |

**MINOR IRRIGATION CENSUS (2017-18)**

**TABLE 3.18.3: CCA AND SEASON WISE POTENTIAL CREATED THROUGH  
TEMPORARILY NOT IN USE MEDIUM TUBEWELLS**

(In Hectares)

| S.No. | State            | Culturable Command Area<br>(3) | Irrigation potential created |             |                  |              | Total (4 to 7)<br>(8) |
|-------|------------------|--------------------------------|------------------------------|-------------|------------------|--------------|-----------------------|
|       |                  |                                | Kharif<br>(4)                | Rabi<br>(5) | Perennial<br>(6) | Other<br>(7) |                       |
| (1)   | (2)              |                                |                              |             |                  |              |                       |
| 1     | ANDHRA PRADESH   | 14397.91                       | 9972.47                      | 6342.86     | 1509.30          | 173.20       | 17997.83              |
| 2     | ASSAM            | 187.00                         | 172.00                       | 64.00       | 1.00             | 0.00         | 237.00                |
| 3     | BIHAR            | 19380.14                       | 8664.81                      | 7047.86     | 2264.75          | 3414.10      | 21391.52              |
| 4     | CHHATTISGARH     | 469.28                         | 351.78                       | 215.95      | 1.00             | 1.00         | 569.73                |
| 5     | GUJARAT          | 6703.37                        | 4324.09                      | 4245.08     | 1576.06          | 27.08        | 10172.31              |
| 6     | HARYANA          | 2526.50                        | 1179.50                      | 1694.50     | 0.00             | 0.00         | 2874.00               |
| 7     | HIMACHAL PRADESH | 10.11                          | 8.76                         | 9.71        | 0.00             | 0.00         | 18.47                 |
| 8     | JHARKHAND        | 14.76                          | 9.46                         | 4.15        | 1.45             | 0.35         | 15.41                 |
| 9     | KARNATAKA        | 628.19                         | 424.51                       | 156.45      | 91.23            | 68.29        | 740.48                |
| 10    | KERALA           | 4.26                           | 0.98                         | 0.45        | 2.73             | 0.10         | 4.26                  |
| 11    | MADHYA PRADESH   | 1122.01                        | 303.69                       | 1017.73     | 19.22            | 25.13        | 1365.77               |
| 12    | MAHARASHTRA      | 923.47                         | 635.68                       | 289.15      | 72.87            | 8.80         | 1006.50               |
| 13    | MIZORAM          | 0.00                           | 0.00                         | 0.00        | 0.00             | 0.00         | 0.00                  |
| 14    | NAGALAND         | 14.00                          | 13.00                        | 2.00        | 1.00             | 0.00         | 16.00                 |
| 15    | ODISHA           | 4705.24                        | 3840.05                      | 2694.44     | 5.94             | 157.31       | 6697.74               |
| 16    | PUDUCHERRY       | 18.82                          | 18.82                        | 18.82       | 0.00             | 0.00         | 37.64                 |
| 17    | PUNJAB           | 216.83                         | 216.83                       | 216.83      | 0.00             | 1.21         | 434.87                |
| 18    | RAJASTHAN        | 4450.81                        | 2056.31                      | 4231.31     | 4.18             | 223.60       | 6515.40               |
| 19    | TAMIL NADU       | 4496.15                        | 2221.96                      | 1275.93     | 1092.61          | 136.43       | 4726.93               |
| 20    | TELENGANA        | 8791.45                        | 7298.92                      | 4720.49     | 17.17            | 13.57        | 12050.15              |
| 21    | TRIPURA          | 467.20                         | 400.35                       | 379.75      | 0.00             | 11.70        | 791.80                |
| 22    | UTTARAKHAND      | 3.10                           | 1.35                         | 1.35        | 0.50             | 0.50         | 3.70                  |
| 23    | UTTAR PRADESH    | 14472.21                       | 4616.56                      | 5451.30     | 3919.32          | 4397.15      | 18384.33              |
| 24    | WEST BENGAL      | 13329.47                       | 10287.38                     | 6692.55     | 666.18           | 5140.24      | 22786.35              |
|       | <b>Total</b>     | 97332.28                       | 57019.26                     | 46772.66    | 11246.51         | 13799.76     | 128838.19             |

**MINOR IRRIGATION CENSUS (2017-18)**

**TABLE 3.18.4: CCA AND SEASON WISE POTENTIAL CREATED THROUGH PERMANENTLY NOT IN USE MEDIUM TUBEWELLS**

(In Hectares)

| S.No. | State             | Culturable Command Area | Irrigation potential created |             |                  |              |         | Total (4 to 7) |
|-------|-------------------|-------------------------|------------------------------|-------------|------------------|--------------|---------|----------------|
|       |                   |                         | Khairif<br>(4)               | Rabi<br>(5) | Perennial<br>(6) | Other<br>(7) | (8)     |                |
| (1)   | (2)               | (3)                     | (4)                          | (5)         | (6)              | (7)          | (8)     |                |
| 1     | ANDHRA PRADESH    | 3446.37                 | 2227.59                      | 1637.64     | 444.41           | 51.24        | 4360.88 |                |
| 2     | ARUNACHAL PRADESH | 62.00                   | 40.00                        | 25.00       | 5.00             | 2.00         | 72.00   |                |
| 3     | ASSAM             | 416.90                  | 235.90                       | 181.00      | 0.00             | 0.00         | 416.90  |                |
| 4     | BIHAR             | 3603.66                 | 1546.10                      | 872.90      | 687.91           | 597.75       | 3704.66 |                |
| 5     | CHHATISGARH       | 220.01                  | 199.68                       | 49.07       | 0.00             | 0.00         | 248.75  |                |
| 6     | GOA               | 0.00                    | 0.00                         | 0.00        | 0.00             | 0.00         | 0.00    |                |
| 7     | GUJARAT           | 3757.08                 | 3150.50                      | 2865.98     | 84.20            | 4.55         | 6105.23 |                |
| 8     | HARYANA           | 0.00                    | 0.00                         | 0.00        | 0.00             | 0.00         | 0.00    |                |
| 9     | HIMACHAL PRADESH  | 8.91                    | 8.91                         | 8.91        | 0.00             | 0.00         | 17.82   |                |
| 10    | JHARKHAND         | 5.00                    | 2.50                         | 2.25        | 0.25             | 0.00         | 5.00    |                |
| 11    | KARNATAKA         | 317.55                  | 245.58                       | 47.99       | 17.42            | 65.96        | 376.95  |                |
| 12    | KERALA            | 0.81                    | 0.00                         | 0.00        | 0.00             | 0.81         | 0.81    |                |
| 13    | MADHYA PRADESH    | 731.92                  | 205.53                       | 659.93      | 6.75             | 22.42        | 894.63  |                |
| 14    | MAHARASHTRA       | 229.24                  | 165.49                       | 59.01       | 30.21            | 13.32        | 268.03  |                |
| 15    | MIZORAM           | 0.00                    | 0.00                         | 0.00        | 0.00             | 0.00         | 0.00    |                |
| 16    | ODISHA            | 1575.31                 | 1225.65                      | 927.87      | 5.00             | 0.10         | 2158.62 |                |
| 17    | PUDUCHERRY        | 10.58                   | 7.58                         | 6.76        | 0.00             | 3.82         | 18.16   |                |
| 18    | PUNJAB            | 0.00                    | 0.00                         | 0.00        | 0.00             | 0.00         | 0.00    |                |
| 19    | RAJASTHAN         | 746.73                  | 45.29                        | 715.11      | 0.00             | 1.30         | 761.70  |                |
| 20    | TAMIL NADU        | 774.73                  | 628.16                       | 264.92      | 38.77            | 28.16        | 960.01  |                |
| 21    | TELENGANA         | 4469.65                 | 3963.76                      | 2809.03     | 8.70             | 0.61         | 6782.10 |                |
| 22    | TRIPURA           | 202.90                  | 167.20                       | 160.50      | 0.00             | 1.00         | 328.70  |                |

(In Hectares)

| S.No. | State         | Culturable Command Area | Irrigation potential created |             |                  |              |                       |
|-------|---------------|-------------------------|------------------------------|-------------|------------------|--------------|-----------------------|
|       |               |                         | Kharif<br>(4)                | Rabi<br>(5) | Perennial<br>(6) | Other<br>(7) | Total (4 to 7)<br>(8) |
| 23    | UTTARAKHAND   | 0.10                    | 0.10                         | 0.10        | 0.00             | 0.00         | 0.20                  |
| 24    | UTTAR PRADESH | 49.90                   | 23.75                        | 25.65       | 1.90             | 6.50         | 57.80                 |
| 25    | WEST BENGAL   | 9394.18                 | 7629.54                      | 6586.72     | 357.08           | 6212.33      | 20785.67              |
|       | <b>Total</b>  | 30023.53                | 21718.81                     | 17906.34    | 1687.60          | 7011.87      | 48324.62              |

**MINOR IRRIGATION CENSUS (2017-18)**

**TABLE 3.19.1: SEASON WISE POTENTIAL UTILISED THROUGH MEDIUM TUBEWELLS – ALL SCHEMES**

(In Hectares)

| S.No. | State             | Area irrigated during 2017-2018        |             |                  |               |                   |               |                 |                   |                |                    |                |              | Total             |                |                    |  |  |
|-------|-------------------|--|-------------|------------------|---------------|-------------------|---------------|-----------------|-------------------|----------------|--------------------|----------------|--------------|-------------------|----------------|--------------------|--|--|
|       |                   | Inside Command of Major/Medium Project |             |                  |               |                   |               | Outside Command |                   |                |                    |                |              | Total             |                |                    |  |  |
|       |                   | Kharif<br>(3)                          | Rabi<br>(4) | Perennial<br>(5) | Others<br>(6) | Total<br>(3 to 6) | Kharif<br>(8) | Rabi<br>(9)     | Perennial<br>(10) | Others<br>(11) | Total<br>(8 to 11) | Kharif<br>(13) | Rabi<br>(14) | Perennial<br>(15) | Others<br>(16) | Total<br>(7 to 12) |  |  |
| 1     | ANDHRA PRADESH    | 27272.75                               | 20332.72    | 2762.27          | 247.64        | 50615.38          | 114767.45     | 92509.25        | 36490.21          | 3087.90        | 246854.81          | 142040.20      | 112841.97    | 39252.48          | 3335.54        | 297470.19          |  |  |
| 2     | ARUNACHAL PRADESH | 0.00                                   | 0.00        | 0.00             | 0.00          | 0.00              | 0.00          | 0.00            | 0.00              | 0.00           | 0.00               | 0.00           | 0.00         | 0.00              | 0.00           |                    |  |  |
| 3     | ASSAM             | 0.00                                   | 0.00        | 0.00             | 0.00          | 0.00              | 970.61        | 332.94          | 1.50              | 0.00           | 1305.05            | 970.61         | 332.94       | 1.50              | 0.00           | 1305.05            |  |  |
| 4     | BHAR              | 9717.94                                | 7876.51     | 2715.05          | 2587.25       | 22896.75          | 1426884.02    | 1168494.91      | 200353.93         | 207075.52      | 3002808.38         | 1436601.96     | 1176371.42   | 203068.98         | 209662.77      | 3025705.13         |  |  |
| 5     | CHHATTISGARH      | 8834.38                                | 7842.93     | 10.46            | 26.41         | 16714.18          | 201546.00     | 161814.47       | 312.90            | 88.88          | 363762.25          | 210380.38      | 169657.40    | 323.36            | 115.29         | 380476.43          |  |  |
| 6     | GOA               | 0.00                                   | 0.00        | 6.10             | 0.00          | 6.10              | 0.00          | 0.15            | 23.90             | 0.00           | 24.05              | 0.00           | 0.15         | 30.00             | 0.00           | 30.15              |  |  |
| 7     | GUJARAT           | 66972.23                               | 67106.71    | 22735.52         | 2321.29       | 159135.75         | 476294.61     | 476451.29       | 127833.61         | 3908.49        | 1084488.00         | 543266.84      | 543558.00    | 150569.13         | 6229.78        | 1243623.75         |  |  |
| 8     | HARYANA           | 16919.70                               | 16010.44    | 0.30             | 232.72        | 33163.16          | 188022.62     | 190567.49       | 1709.00           | 741.26         | 381040.37          | 204942.32      | 206577.93    | 1709.30           | 973.98         | 414203.53          |  |  |
| 9     | HIMACHAL PRADESH  | 125.57                                 | 130.95      | 0.00             | 0.00          | 256.52            | 9776.07       | 10818.78        | 180.56            | 90.63          | 20866.04           | 9901.64        | 10949.73     | 180.56            | 90.63          | 21122.56           |  |  |
| 10    | JAMMUU & KASHMIR  | 0.00                                   | 0.00        | 0.00             | 0.00          | 0.00              | 403.09        | 337.09          | 0.10              | 0.90           | 741.18             | 403.09         | 337.09       | 0.10              | 0.90           | 741.18             |  |  |
| 11    | JHARKHAND         | 0.50                                   | 0.00        | 0.00             | 0.00          | 0.50              | 1303.77       | 738.38          | 43.79             | 93.71          | 2179.65            | 1304.27        | 738.38       | 43.79             | 93.71          | 2180.15            |  |  |
| 12    | KARNATAKA         | 9534.70                                | 4934.48     | 1424.78          | 3883.97       | 19777.93          | 855867.72     | 174957.90       | 52548.75          | 86875.91       | 1170250.28         | 865402.42      | 179892.38    | 53973.53          | 90759.88       | 1190028.21         |  |  |
| 13    | KERALA            | 181.99                                 | 300.40      | 96.44            | 8.39          | 587.22            | 378.78        | 591.66          | 2302.84           | 225.49         | 3498.77            | 560.77         | 892.06       | 233.88            | 4085.99        |                    |  |  |
| 14    | MADHYA PRADESH    | 58239.40                               | 172816.03   | 4597.20          | 9328.68       | 244981.31         | 131739.50     | 547594.12       | 11925.92          | 22644.93       | 713904.47          | 189978.90      | 720410.15    | 16523.12          | 31973.61       | 958885.78          |  |  |
| 15    | MAHARASHTRA       | 10270.23                               | 7731.44     | 4107.54          | 63.90         | 22173.11          | 136953.69     | 121565.08       | 36735.84          | 2919.66        | 298174.27          | 147223.92      | 129296.52    | 40843.38          | 2983.56        | 320347.38          |  |  |
| 16    | MIZORAM           | 0.00                                   | 0.00        | 0.00             | 0.00          | 0.00              | 0.50          | 0.30            | 0.00              | 0.00           | 0.80               | 0.50           | 0.30         | 0.00              | 0.00           | 0.80               |  |  |
| 17    | NAGALAND          | 0.00                                   | 0.00        | 0.00             | 0.00          | 0.00              | 11.00         | 3.00            | 1.00              | 1.00           | 16.00              | 11.00          | 3.00         | 1.00              | 1.00           | 16.00              |  |  |
| 18    | ODISHA            | 7722.47                                | 6167.54     | 25.61            | 12.45         | 13928.07          | 49241.83      | 42789.29        | 167.58            | 93.50          | 92292.20           | 56964.30       | 48956.83     | 193.19            | 105.95         | 106220.27          |  |  |
| 19    | PUDUCHERRY        | 0.00                                   | 0.00        | 0.00             | 0.00          | 0.00              | 1807.42       | 1695.53         | 147.24            | 344.77         | 3994.96            | 1807.42        | 1695.53      | 147.24            | 344.77         | 3994.96            |  |  |
| 20    | PUNJAB            | 59084.42                               | 54363.72    | 62.55            | 1.61          | 113512.30         | 1004182.60    | 998362.89       | 12862.33          | 5845.70        | 2021253.52         | 1063267.02     | 1052726.61   | 12924.88          | 5847.31        | 2134765.82         |  |  |
| 21    | RAJASTHAN         | 28285.76                               | 51589.97    | 14.87            | 84.62         | 79975.22          | 77406.56      | 579944.97       | 575.80            | 12395.20       | 670322.53          | 105692.32      | 631534.94    | 590.67            | 12479.82       | 750297.75          |  |  |
| 22    | TAMIL NADU        | 14465.52                               | 10362.74    | 1469.61          | 425.38        | 26723.25          | 219728.70     | 143798.21       | 37890.30          | 10594.39       | 412011.60          | 234194.22      | 154160.95    | 39359.91          | 11019.77       | 438734.85          |  |  |
| 23    | TELENGANA         | 71412.93                               | 55319.85    | 68.62            | 1.00          | 126802.40         | 561853.07     | 423060.47       | 4819.24           | 915.63         | 990648.41          | 633266.00      | 478380.32    | 4887.86           | 916.63         | 1117450.81         |  |  |
| 24    | TRIPURA           | 0.00                                   | 0.00        | 0.00             | 0.00          | 0.00              | 1742.79       | 1706.64         | 3.00              | 31.30          | 3483.73            | 1742.79        | 1706.64      | 3.00              | 31.30          | 3483.73            |  |  |
| 25    | UTTARAKHAND       | 10.00                                  | 10.00       | 0.00             | 5.29          | 25.29             | 14947.05      | 14330.07        | 4030.53           | 3249.46        | 36557.11           | 14957.05       | 14340.07     | 4030.53           | 3254.75        | 36582.40           |  |  |
| 26    | UTTAR PRADESH     | 14714.08                               | 17555.01    | 4321.97          | 6006.41       | 42597.47          | 1043287.12    | 1181683.11      | 446359.94         | 482447.93      | 3153778.10         | 1058001.20     | 1199238.12   | 450681.91         | 488454.34      | 3196375.57         |  |  |
| 27    | WEST BENGAL       | 6965.19                                | 3665.40     | 136.23           | 7936.28       | 18703.10          | 289167.26     | 167660.04       | 13998.20          | 238916.97      | 709742.47          | 296132.45      | 171325.44    | 14134.43          | 246863.25      | 728445.57          |  |  |
|       | <b>Total</b>      | 410729.76                              | 504116.84   | 44555.12         | 33173.29      | 992575.01         | 6808283.83    | 6501808.03      | 991318.01         | 1082589.13     | 15383999.00        | 7219013.59     | 7005924.87   | 1035873.13        | 1115762.42     | 16376574.01        |  |  |

**MINOR IRRIGATION CENSUS (2017-18)**

**TABLE 3.19.2: SEASON WISE POTENTIAL UTILISED THROUGH IN USE MEDIUM TUBEWELLS**

(In Hectares)

| S.No. | State            | Area irrigated during 2017-2018        |           |           |          |                |                 |            |           |            |                 | Total        |            |                  |               |              |
|-------|------------------|--|-----------|-----------|----------|----------------|-----------------|------------|-----------|------------|-----------------|--------------|------------|------------------|---------------|--------------|
|       |                  | Inside Command of Major/Medium Project |           |           |          |                | Outside Command |            |           |            |                 | Total        |            |                  |               |              |
|       |                  | Kharif                                 | Rabi      | Perennial | Others   | Total (3 to 6) | Kharif          | Rabi       | Perennial | Others     | Total (8 to 11) | Kharif (3+8) | Rabi (4+9) | Perennial (5+10) | Others (6+11) | Total (7+12) |
| (1)   | (2)              | (3)                                    | (4)       | (5)       | (6)      | (7)            | (8)             | (9)        | (10)      | (11)       | (12)            | (13)         | (14)       | (15)             | (16)          | (17)         |
| 1     | ANDHRA PRADESH   | 26714.54                               | 19977.89  | 2700.49   | 246.47   | 49639.39       | 110400.34       | 89875.92   | 35867.97  | 3042.16    | 239186.39       | 137114.88    | 109853.81  | 38568.46         | 3288.63       | 288825.78    |
| 2     | ASSAM            | 0.00                                   | 0.00      | 0.00      | 0.00     | 0.00           | 861.21          | 307.54     | 1.00      | 0.00       | 1169.75         | 861.21       | 307.54     | 1.00             | 0.00          | 1169.75      |
| 3     | BIHAR            | 8840.54                                | 7211.26   | 2224.99   | 2167.18  | 20443.97       | 1420083.04      | 1162813.43 | 198804.45 | 204719.11  | 2986420.03      | 1428923.58   | 1170024.69 | 201029.44        | 206886.29     | 3006864.00   |
| 4     | CHHATTISGARH     | 8831.56                                | 7841.11   | 10.46     | 26.41    | 16709.54       | 201431.47       | 161753.44  | 312.90    | 88.88      | 363586.69       | 210263.03    | 169594.55  | 323.36           | 115.29        | 380296.23    |
| 5     | GOA              | 0.00                                   | 0.00      | 6.10      | 0.00     | 6.10           | 0.00            | 0.15       | 23.90     | 0.00       | 24.05           | 0.00         | 0.15       | 30.00            | 0.00          | 30.15        |
| 6     | GUJARAT          | 65410.63                               | 65547.14  | 22655.90  | 2319.45  | 155933.02      | 474123.37       | 474320.32  | 126541.24 | 3886.97    | 1078871.90      | 539533.90    | 539867.46  | 149197.14        | 6206.42       | 1234804.92   |
| 7     | HARYANA          | 16888.70                               | 15982.44  | 0.30      | 232.72   | 33104.16       | 186889.12       | 188918.99  | 1709.00   | 741.26     | 378258.37       | 203777.82    | 204901.43  | 1709.30          | 973.98        | 411362.53    |
| 8     | HIMACHAL PRADESH | 123.54                                 | 128.92    | 0.00      | 0.00     | 252.46         | 9769.34         | 10811.10   | 180.56    | 90.63      | 20851.63        | 9892.88      | 10940.02   | 180.56           | 90.63         | 2104.09      |
| 9     | JAMMU & KASHMIR  | 0.00                                   | 0.00      | 0.00      | 0.00     | 0.00           | 403.09          | 337.09     | 0.10      | 0.90       | 741.18          | 403.09       | 337.09     | 0.10             | 0.90          | 741.18       |
| 10    | JHARKHAND        | 0.50                                   | 0.00      | 0.00      | 0.00     | 0.50           | 1295.86         | 735.18     | 43.14     | 93.41      | 2167.59         | 1296.36      | 735.18     | 43.14            | 93.41         | 2168.09      |
| 11    | KARNATAKA        | 9509.93                                | 4931.46   | 1424.78   | 3882.15  | 19748.32       | 855476.93       | 174812.08  | 52460.47  | 86815.78   | 1169565.26      | 864986.86    | 179743.54  | 53885.25         | 90697.93      | 1189313.58   |
| 12    | KERALA           | 181.99                                 | 300.40    | 96.44     | 8.39     | 587.22         | 377.80          | 591.21     | 2300.51   | 225.39     | 3494.91         | 559.79       | 891.61     | 2396.95          | 233.78        | 4082.13      |
| 13    | MADHYA PRADESH   | 58135.88                               | 172591.61 | 4588.08   | 9323.27  | 244638.84      | 131610.82       | 546919.16  | 11916.72  | 22633.68   | 713080.38       | 189746.70    | 719510.77  | 16504.80         | 31956.95      | 957719.22    |
| 14    | MAHARASHTRA      | 10264.67                               | 7726.98   | 4104.91   | 63.90    | 22160.46       | 136507.14       | 121331.23  | 36690.81  | 2911.36    | 297440.54       | 146771.81    | 129058.21  | 40795.72         | 2975.26       | 319601.00    |
| 15    | MIZORAM          | 0.00                                   | 0.00      | 0.00      | 0.00     | 0.00           | 0.50            | 0.30       | 0.00      | 0.00       | 0.80            | 0.50         | 0.30       | 0.00             | 0.00          | 0.80         |
| 16    | NAGALAND         | 0.00                                   | 0.00      | 0.00      | 0.00     | 0.00           | 10.00           | 2.00       | 0.00      | 1.00       | 13.00           | 10.00        | 2.00       | 0.00             | 1.00          | 13.00        |
| 17    | ODISHA           | 7580.60                                | 6062.29   | 24.93     | 12.45    | 13680.27       | 48331.15        | 42370.17   | 165.31    | 92.80      | 90959.43        | 55911.75     | 48432.46   | 190.24           | 105.25        | 104639.70    |
| 18    | PUDUCHERRY       | 0.00                                   | 0.00      | 0.00      | 0.00     | 0.00           | 1788.60         | 1676.71    | 147.24    | 344.77     | 3957.32         | 1788.60      | 1676.71    | 147.24           | 344.77        | 3957.32      |
| 19    | PUNJAB           | 59069.35                               | 54349.05  | 62.55     | 0.40     | 113481.35      | 1003991.93      | 998172.43  | 12862.33  | 5845.70    | 2020872.39      | 1063061.28   | 1052527.48 | 12924.88         | 5846.10       | 2134353.74   |
| 20    | RAJASTHAN        | 27906.63                               | 50956.94  | 14.87     | 84.62    | 78963.06       | 77377.23        | 57920.98   | 575.80    | 12394.40   | 669868.41       | 105283.86    | 630477.92  | 590.67           | 12479.02      | 748831.47    |
| 21    | TAMIL NADU       | 14411.03                               | 10334.70  | 1439.92   | 415.80   | 26601.45       | 217939.46       | 142964.63  | 37094.72  | 10486.00   | 408486.81       | 232350.49    | 153301.33  | 38534.64         | 10901.80      | 435088.26    |
| 22    | TELENGANA        | 71344.05                               | 55277.53  | 66.61     | 0.00     | 126688.19      | 557032.97       | 420581.87  | 4806.10   | 911.38     | 983332.32       | 628377.02    | 475859.40  | 4872.71          | 911.38        | 1100202.51   |
| 23    | TRIPURA          | 0.00                                   | 0.00      | 0.00      | 0.00     | 0.00           | 1408.79         | 1378.29    | 3.00      | 19.70      | 2809.78         | 1408.79      | 1378.29    | 3.00             | 19.70         | 2809.78      |
| 24    | UTTARAKHAND      | 10.00                                  | 10.00     | 0.00      | 5.29     | 25.29          | 14945.95        | 14328.97   | 4030.03   | 3248.96    | 36553.91        | 14955.95     | 14338.97   | 4030.03          | 3254.25       | 36579.20     |
| 25    | UTTAR PRADESH    | 14669.08                               | 17492.01  | 4314.47   | 5993.91  | 42469.47       | 1039755.20      | 1177397.28 | 443199.47 | 479123.46  | 3139475.41      | 1054424.28   | 1194889.29 | 447513.94        | 485117.37     | 3181944.88   |
| 26    | WEST BENGAL      | 6256.62                                | 3271.90   | 107.42    | 7528.92  | 17170.86       | 280817.17       | 162198.13  | 13534.35  | 234744.89  | 691294.54       | 287073.79    | 165476.03  | 13641.77         | 242273.81     | 708465.40    |
|       | <b>Total</b>     | 406149.74                              | 499999.63 | 43843.22  | 32311.33 | 982303.92      | 6772628.48      | 6474206.0  | 983271.12 | 1072462.59 | 15302482.79     | 7178778.22   | 6974120.23 | 1027114.34       | 1104773.92    | 16284786.71  |

**MINOR IRRIGATION CENSUS (2017-18)**

**TABLE 3.19.3: SEASON WISE POTENTIAL UTILISED THROUGH TEMPORARILY NOT IN USE MEDIUM TUBEWELLS**  
(In Hectares)

| S.No. | State            | Area Irrigated during 2017-2018        |         |           |        |                |          |          |           |                 |                 |              |            |                  |               |              |  |       |  |  |  |
|-------|------------------|--|---------|-----------|--------|----------------|----------|----------|-----------|-----------------|-----------------|--------------|------------|------------------|---------------|--------------|--|-------|--|--|--|
|       |                  | Inside Command of Major/Medium Project |         |           |        |                |          |          |           | Outside Command |                 |              |            |                  |               |              |  | Total |  |  |  |
|       |                  | Kharif                                 | Rabi    | Perennial | Others | Total (3 to 6) | Kharif   | Rabi     | Perennial | Others          | Total (8 to 11) | Kharif (3+8) | Rabi (4+9) | Perennial (5+10) | Others (6+11) | Total (7+12) |  |       |  |  |  |
| (1)   | (2)              | (3)                                    | (4)     | (5)       | (6)    | (7)            | (8)      | (9)      | (10)      | (11)            | (12)            | (13)         | (14)       | (15)             | (16)          | (17)         |  |       |  |  |  |
| 1     | ANDHRA PRADESH   | 558.21                                 | 354.83  | 61.78     | 1.17   | 975.99         | 4367.11  | 2633.33  | 622.24    | 45.74           | 7668.42         | 4925.32      | 2988.16    | 684.02           | 46.91         | 8644.41      |  |       |  |  |  |
| 2     | ASSAM            | 0.00                                   | 0.00    | 0.00      | 0.00   | 0.00           | 109.40   | 25.40    | 0.50      | 0.00            | 135.30          | 109.40       | 25.40      | 0.50             | 0.00          | 135.30       |  |       |  |  |  |
| 3     | BIHAR            | 877.40                                 | 665.25  | 490.06    | 420.07 | 2452.78        | 6800.98  | 5681.48  | 1549.48   | 2356.41         | 16388.35        | 7678.38      | 6346.73    | 2039.54          | 2776.48       | 18841.13     |  |       |  |  |  |
| 4     | CHHATISGARH      | 2.82                                   | 1.82    | 0.00      | 0.00   | 4.64           | 114.53   | 61.03    | 0.00      | 0.00            | 175.56          | 117.35       | 62.85      | 0.00             | 0.00          | 180.20       |  |       |  |  |  |
| 5     | GUJARAT          | 1561.70                                | 1559.57 | 79.62     | 1.84   | 3202.73        | 2171.24  | 2130.97  | 1292.37   | 21.52           | 5616.10         | 3732.94      | 3690.54    | 1371.99          | 23.36         | 8818.83      |  |       |  |  |  |
| 6     | HARYANA          | 31.00                                  | 28.00   | 0.00      | 0.00   | 59.00          | 1133.50  | 1648.50  | 0.00      | 0.00            | 2782.00         | 1164.50      | 1676.50    | 0.00             | 0.00          | 2841.00      |  |       |  |  |  |
| 7     | HIMACHAL PRADESH | 2.03                                   | 2.03    | 0.00      | 0.00   | 4.06           | 6.73     | 7.68     | 0.00      | 0.00            | 14.41           | 8.76         | 9.71       | 0.00             | 0.00          | 18.47        |  |       |  |  |  |
| 8     | JHARKHAND        | 0.00                                   | 0.00    | 0.00      | 0.00   | 0.00           | 7.91     | 3.20     | 0.65      | 0.30            | 12.06           | 7.91         | 3.20       | 0.65             | 0.30          | 12.06        |  |       |  |  |  |
| 9     | KARNATAKA        | 24.77                                  | 3.02    | 0.00      | 1.82   | 29.61          | 390.79   | 145.82   | 88.28     | 60.13           | 685.02          | 415.56       | 148.84     | 88.28            | 61.95         | 714.63       |  |       |  |  |  |
| 10    | KERALA           | 0.00                                   | 0.00    | 0.00      | 0.00   | 0.00           | 0.98     | 0.45     | 2.33      | 0.10            | 3.86            | 0.98         | 0.45       | 2.33             | 0.10          | 3.86         |  |       |  |  |  |
| 11    | MADHYA PRADESH   | 103.52                                 | 224.42  | 9.12      | 5.41   | 342.47         | 128.68   | 674.96   | 9.20      | 11.25           | 824.09          | 232.20       | 899.38     | 18.32            | 16.66         | 1166.56      |  |       |  |  |  |
| 12    | MAHARASHTRA      | 5.56                                   | 4.46    | 2.63      | 0.00   | 12.65          | 446.55   | 233.85   | 45.03     | 8.30            | 733.73          | 452.11       | 238.31     | 47.66            | 8.30          | 746.38       |  |       |  |  |  |
| 13    | MIZORAM          | 0.00                                   | 0.00    | 0.00      | 0.00   | 0.00           | 0.00     | 0.00     | 0.00      | 0.00            | 0.00            | 0.00         | 0.00       | 0.00             | 0.00          | 0.00         |  |       |  |  |  |
| 14    | NAGALAND         | 0.00                                   | 0.00    | 0.00      | 0.00   | 0.00           | 1.00     | 1.00     | 1.00      | 0.00            | 3.00            | 1.00         | 1.00       | 1.00             | 0.00          | 3.00         |  |       |  |  |  |
| 15    | ODISHA           | 141.87                                 | 105.25  | 0.68      | 0.00   | 247.80         | 910.68   | 419.12   | 2.27      | 0.70            | 1332.77         | 1052.55      | 524.37     | 2.95             | 0.70          | 1580.57      |  |       |  |  |  |
| 16    | PUDUCHERRY       | 0.00                                   | 0.00    | 0.00      | 0.00   | 0.00           | 18.82    | 18.82    | 0.00      | 0.00            | 37.64           | 18.82        | 18.82      | 0.00             | 0.00          | 37.64        |  |       |  |  |  |
| 17    | PUNJAB           | 15.07                                  | 14.67   | 0.00      | 1.21   | 30.95          | 190.67   | 190.46   | 0.00      | 0.00            | 381.13          | 205.74       | 205.13     | 0.00             | 1.21          | 412.08       |  |       |  |  |  |
| 18    | RAJASTHAN        | 379.13                                 | 633.03  | 0.00      | 0.00   | 1012.16        | 29.33    | 423.99   | 0.00      | 0.80            | 454.12          | 408.46       | 1057.02    | 0.00             | 0.80          | 1466.28      |  |       |  |  |  |
| 19    | TAMIL NADU       | 54.49                                  | 28.04   | 29.69     | 9.58   | 121.80         | 1789.24  | 831.58   | 795.58    | 108.39          | 3524.79         | 1843.73      | 859.62     | 825.27           | 117.97        | 3646.59      |  |       |  |  |  |
| 20    | TELENGANA        | 68.88                                  | 42.32   | 2.01      | 1.00   | 114.21         | 4820.10  | 2478.60  | 13.14     | 4.25            | 7316.09         | 4888.98      | 2520.92    | 15.15            | 5.25          | 7430.30      |  |       |  |  |  |
| 21    | TRIPURA          | 0.00                                   | 0.00    | 0.00      | 0.00   | 0.00           | 334.00   | 328.35   | 0.00      | 11.60           | 673.95          | 334.00       | 328.35     | 0.00             | 11.60         | 673.95       |  |       |  |  |  |
| 22    | UTTARAKHAND      | 0.00                                   | 0.00    | 0.00      | 0.00   | 0.00           | 1.10     | 1.10     | 0.50      | 0.50            | 3.20            | 1.10         | 1.10       | 0.50             | 0.50          | 3.20         |  |       |  |  |  |
| 23    | UTTAR PRADESH    | 45.00                                  | 63.00   | 7.50      | 12.50  | 128.00         | 3531.92  | 4285.83  | 3160.47   | 3324.47         | 14302.69        | 3576.92      | 4348.83    | 3167.97          | 3336.97       | 14430.69     |  |       |  |  |  |
| 24    | WEST BENGAL      | 708.57                                 | 387.50  | 28.81     | 407.36 | 1532.24        | 8350.09  | 5461.91  | 463.85    | 4172.08         | 18447.93        | 9058.66      | 5849.41    | 492.66           | 4579.44       | 19980.17     |  |       |  |  |  |
|       | <b>Total</b>     | 4580.02                                | 4117.21 | 711.90    | 861.96 | 10271.09       | 35655.35 | 27687.43 | 8046.89   | 10126.54        | 81516.21        | 40235.37     | 31804.64   | 8758.79          | 10988.50      | 91787.30     |  |       |  |  |  |



**MINOR IRRIGATION CENSUS (2017-18)**

**TABLE 3.20: DISTRIBUTION OF IN USE MEDIUM TUBEWELLS ACCORDING TO CONSTRAINTS IN UTILISATION OF POTENTIAL**

(In Number)

| S.No. | State            | No. of Medium tube wells in use (3) | No. of Medium tube wells without constraint (4) | No. of Medium tube well Having Constraints in utilisation of potential |                           |                             |                                   |                         | Total (5 to 10) |             |
|-------|------------------|-------------------------------------|---|--|---------------------------|-----------------------------|-----------------------------------|-------------------------|-----------------|-------------|
|       |                  |                                     |   | Non Availability of Adequate Power (5)                                 | Mechanical Break Down (6) | Less discharge of Water (7) | Non - Availability of Finance (8) | Lack of Maintenance (9) |                 | Others (10) |
| 1     | ANDHRA PRADESH   | 217873                              | 175398  | 2325   | 1896                      | 26322                       | 3435                              | 3240                    | 5257            | 42475       |
| 2     | ASSAM            | 329                                 | 329   | 0  | 0                         | 0                           | 0                                 | 0                       | 0               | 0           |
| 3     | BIHAR            | 451508                              | 426879  | 1254   | 9343                      | 5395                        | 617                               | 275                     | 7745            | 24629       |
| 4     | CHHATISGARH      | 156525                              | 139835  | 1204   | 2239                      | 4543                        | 362                               | 428                     | 7914            | 16690       |
| 5     | GOA              | 20                                  | 19  | 0  | 0                         | 0                           | 0                                 | 0                       | 1               | 1           |
| 6     | GUJARAT          | 386512                              | 386286  | 17   | 185                       | 0                           | 24                                | 0                       | 0               | 226         |
| 7     | HARYANA          | 49385                               | 48676   | 5  | 190                       | 52                          | 8                                 | 15                      | 439             | 709         |
| 8     | HIMACHAL PRADESH | 3593                                | 3105  | 5  | 10                        | 4                           | 1                                 | 8                       | 460             | 488         |
| 9     | JAMMU & KASHMIR  | 318                                 | 307   | 2  | 0                         | 0                           | 0                                 | 0                       | 9               | 11          |
| 10    | JHARKHAND        | 1191                                | 947   | 13   | 66                        | 109                         | 23                                | 7                       | 26              | 244         |
| 11    | KARNATAKA        | 695172                              | 666636  | 9042   | 1161                      | 16464                       | 85                                | 271                     | 1513            | 28536       |
| 12    | KERALA           | 5275                                | 5220  | 17   | 3                         | 19                          | 0                                 | 0                       | 16              | 55          |
| 13    | MADHYA PRADESH   | 242737                              | 236462  | 895  | 121                       | 357                         | 57                                | 185                     | 4660            | 6275        |
| 14    | MAHARASHTRA      | 172825                              | 101505  | 5556   | 55386                     | 6221                        | 0                                 | 79                      | 4078            | 71320       |
| 15    | MIZORAM          | 7                                   | 7   | 0  | 0                         | 0                           | 0                                 | 0                       | 0               | 0           |
| 16    | NAGALAND         | 1                                   | 1   | 0  | 0                         | 0                           | 0                                 | 0                       | 0               | 0           |
| 17    | ODISHA           | 42909                               | 27040   | 1299   | 1185                      | 2851                        | 1098                              | 503                     | 8933            | 15869       |
| 18    | PUDUCHERRY       | 1757                                | 1652  | 0  | 50                        | 0                           | 0                                 | 44                      | 11              | 105         |
| 19    | PUNJAB           | 418861                              | 408755  | 4532   | 66                        | 2528                        | 1                                 | 5                       | 2974            | 10106       |
| 20    | RAJASTHAN        | 138337                              | 113455  | 1966   | 495                       | 18075                       | 131                               | 165                     | 4050            | 24882       |
| 21    | TAMIL NADU       | 106335                              | 101773  | 510  | 633                       | 2003                        | 32                                | 43                      | 1341            | 4562        |
| 22    | TELENGANA        | 657628                              | 565004  | 2660   | 4520                      | 76863                       | 961                               | 1076                    | 6544            | 92624       |

(In Number)

| S.No. | State         | No. of Medium tube wells in use | No. of Medium tube wells without constraint | No. of Medium tube well Having Constraints in utilisation of potential |       |        |      |      |       | Total (5 to 10) |     |     |     |      |
|-------|---------------|---------------------------------|---|--|-------|--------|------|------|-------|-----------------|-----|-----|-----|------|
|       |               |                                 |   | (1)  | (2)   | (3)    | (4)  | (5)  | (6)   |                 | (7) | (8) | (9) | (10) |
| 23    | TRIPURA       | 1083                            | 1083  | 0  | 0     | 0      | 0    | 0    | 0     | 0               | 0   | 0   | 0   | 0    |
| 24    | UTTARAKHAND   | 4998                            | 4763  | 6  | 41    | 19     | 3    | 72   | 94    | 235             |     |     |     |      |
| 25    | UTTAR PRADESH | 416371                          | 408571                                      | 2600   | 2012  | 429    | 42   | 288  | 2424  | 7795            |     |     |     |      |
| 26    | WEST BENGAL   | 78614                           | 67676                                       | 2067   | 638   | 1297   | 275  | 955  | 5706  | 10938           |     |     |     |      |
|       | <b>Total</b>  | 4250164                         | 3891384                                     | 35975  | 80240 | 163551 | 7155 | 7659 | 64195 | 358775          |     |     |     |      |

# **Deep Tubewells Tables**



**MINOR IRRIGATION CENSUS (2017-18)**

**TABLE 4.1: DISTRIBUTION OF DEEP TUBEWELLS ACCORDING TO OWNERSHIP**

(In Number)

| S.No. | State             | Public          |                   |                     |           |                    |                      | Private               |                     |        |  | Grand Total (7 + 10) |
|-------|-------------------|-----------------|-------------------|---------------------|-----------|--------------------|----------------------|-----------------------|---------------------|--------|--|----------------------|
|       |                   | Govt. Owned (3) | Co-op Society (4) | Panchayat Owned (5) | Other (6) | Total (3 to 6) (7) | Group of Farmers (8) | Individual Farmer (9) | Total (8 to 9) (10) |        |  |                      |
| (1)   | (2)               | (3)             | (4)               | (5)                 | (6)       | (7)                | (8)                  | (9)                   | (10)                | (11)   |  |                      |
| 1     | ANDHRA PRADESH    | 1038            | 119               | 590                 | 1284      | 3031               | 16411                | 506151                | 522562              | 525593 |  |                      |
| 2     | ARUNACHAL PRADESH | 4               | 0                 | 0                   | 0         | 4                  | 1                    | 0                     | 1                   | 5      |  |                      |
| 3     | ASSAM             | 530             | 0                 | 1                   | 3         | 534                | 20                   | 120                   | 140                 | 674    |  |                      |
| 4     | BIHAR             | 140             | 92                | 58                  | 249       | 539                | 31                   | 35207                 | 35238               | 35777  |  |                      |
| 5     | CHANDIGARH        | 29              | 0                 | 0                   | 0         | 29                 | 0                    | 1                     | 1                   | 30     |  |                      |
| 6     | CHHATISGARH       | 138             | 17                | 85                  | 304       | 544                | 817                  | 115993                | 116810              | 117354 |  |                      |
| 7     | GOA               | 1               | 0                 | 0                   | 0         | 1                  | 2                    | 4                     | 6                   | 7      |  |                      |
| 8     | GUJARAT           | 5746            | 130               | 999                 | 29        | 6904               | 6499                 | 265637                | 272136              | 279040 |  |                      |
| 9     | HARYANA           | 167             | 110               | 785                 | 3515      | 4577               | 104885               | 38611                 | 143496              | 148073 |  |                      |
| 10    | HIMACHAL PRADESH  | 593             | 15                | 9                   | 11        | 628                | 151                  | 626                   | 777                 | 1405   |  |                      |
| 11    | JAMMU & KASHMIR   | 4               | 0                 | 0                   | 0         | 4                  | 18                   | 639                   | 657                 | 661    |  |                      |
| 12    | JHARKHAND         | 63              | 23                | 27                  | 10        | 123                | 86                   | 311                   | 397                 | 520    |  |                      |
| 13    | KARNATAKA         | 335             | 42                | 116                 | 558       | 1051               | 478                  | 329295                | 329773              | 330824 |  |                      |
| 14    | KERALA            | 2               | 4                 | 36                  | 18        | 60                 | 82                   | 1729                  | 1811                | 1871   |  |                      |
| 15    | MADHYA PRADESH    | 594             | 233               | 143                 | 1349      | 2319               | 36061                | 194340                | 230401              | 232720 |  |                      |
| 16    | MAHARASHTRA       | 246             | 83                | 109                 | 58        | 496                | 24205                | 154882                | 179087              | 179583 |  |                      |
| 17    | MEGHALAYA         | 5               | 0                 | 0                   | 0         | 5                  | 0                    | 0                     | 0                   | 5      |  |                      |
| 18    | NAGALAND          | 4               | 0                 | 0                   | 0         | 4                  | 6                    | 0                     | 6                   | 10     |  |                      |
| 19    | ODISHA            | 2309            | 164               | 208                 | 34        | 2715               | 424                  | 58295                 | 58719               | 61434  |  |                      |
| 20    | PUDUCHERRY        | 0               | 18                | 0                   | 18        | 36                 | 5                    | 1300                  | 1305                | 1341   |  |                      |
| 21    | PUNJAB            | 342             | 18                | 718                 | 352       | 1430               | 11942                | 560258                | 572200              | 573630 |  |                      |
| 22    | RAJASTHAN         | 254             | 160               | 347                 | 1147      | 1908               | 257661               | 218717                | 476378              | 478286 |  |                      |

(In Number)

| S.No. | State         | Public       |               |                 |              |                | Private          |                   |                | Grand Total (7 + 10) |
|-------|---------------|--------------|---------------|-----------------|--------------|----------------|------------------|-------------------|----------------|----------------------|
|       |               | Govt. Owned  | Co-op Society | Panchayat Owned | Other        | Total (3 to 6) | Group of Farmers | Individual Farmer | Total (8 to 9) |                      |
| (1)   | (2)           | (3)          | (4)           | (5)             | (6)          | (7)            | (8)              | (9)               | (10)           | (11)                 |
| 23    | TAMIL NADU    | 856          | 558           | 755             | 1806         | 3975           | 58225            | 231734            | 289959         | 293934               |
| 24    | TELENGANA     | 424          | 26            | 227             | 745          | 1422           | 1561             | 364536            | 366097         | 367519               |
| 25    | TRIPURA       | 244          | 0             | 0               | 2            | 246            | 9                | 11                | 20             | 266                  |
| 26    | UTTARAKHAND   | 947          | 14            | 32              | 25           | 1018           | 294              | 427               | 721            | 1739                 |
| 27    | UTTAR PRADESH | 9124         | 224           | 292             | 69           | 9709           | 165              | 97009             | 97174          | 106883               |
| 28    | WEST BENGAL   | 4012         | 91            | 359             | 288          | 4750           | 659              | 5654              | 6313           | 11063                |
|       | <b>Total</b>  | <b>28151</b> | <b>2141</b>   | <b>5896</b>     | <b>11874</b> | <b>48062</b>   | <b>520698</b>    | <b>3181487</b>    | <b>3702185</b> | <b>3750247</b>       |

**MINOR IRRIGATION CENSUS (2017-18)**

**TABLE 4.2.1: DISTRIBUTION OF DEEP TUBEWELLS ACCORDING TO SOCIAL STATUS OF OWNER**

(In Number)

| S.No. | State             | No. of Deep tube well owned by |                 |        |        |                |   |                |  |
|-------|-------------------|--------------------------------|-----------------|--------|--------|----------------|---|----------------|--|
|       |                   | Scheduled Caste                | Scheduled Tribe | OBC    | Others | Total (3 to 6) | Owned by other than individual farmer (incl. Public & Group of farmers) | Total (7 to 8) |  |
| (1)   | (2)               | (3)                            | (4)             | (5)    | (6)    | (7)            | (8)   | (9)            |  |
| 1     | ANDHRA PRADESH    | 32149                          | 14019           | 179990 | 279993 | 506151         | 19442   | 525593         |  |
| 2     | ARUNACHAL PRADESH | 0                              | 0               | 0      | 0      | 0              | 5   | 5              |  |
| 3     | ASSAM             | 1                              | 0               | 1      | 118    | 120            | 554   | 674            |  |
| 4     | BIHAR             | 1632                           | 654             | 21048  | 11873  | 35207          | 570   | 35777          |  |
| 5     | CHANDIGARH        | 0                              | 0               | 0      | 1      | 1              | 29  | 30             |  |
| 6     | CHHATISGARH       | 13417                          | 20656           | 72727  | 9193   | 115993         | 1361  | 117354         |  |
| 7     | GOA               | 0                              | 0               | 0      | 4      | 4              | 3   | 7              |  |
| 8     | GUJARAT           | 68057                          | 65001           | 64887  | 67692  | 265637         | 13403   | 279040         |  |
| 9     | HARYANA           | 611                            | 228             | 3897   | 33875  | 38611          | 109462  | 148073         |  |
| 10    | HIMACHAL PRADESH  | 75                             | 76              | 50     | 425    | 626            | 779   | 1405           |  |
| 11    | JAMMU & KASHMIR   | 196                            | 11              | 33     | 399    | 639            | 22  | 661            |  |
| 12    | JHARKHAND         | 11                             | 69              | 172    | 59     | 311            | 209   | 520            |  |
| 13    | KARNATAKA         | 25502                          | 12921           | 92814  | 198058 | 329295         | 1529  | 330824         |  |
| 14    | KERALA            | 33                             | 28              | 753    | 915    | 1729           | 142   | 1871           |  |
| 15    | MADHYA PRADESH    | 13131                          | 15424           | 125066 | 40719  | 194340         | 38380   | 232720         |  |
| 16    | MAHARASHTRA       | 25266                          | 28624           | 46632  | 54360  | 154882         | 24701   | 179583         |  |
| 17    | MEGHALAYA         | 0                              | 0               | 0      | 0      | 0              | 5   | 5              |  |
| 18    | NAGALAND          | 0                              | 0               | 0      | 0      | 0              | 10  | 10             |  |
| 19    | ODISHA            | 6196                           | 8177            | 23716  | 20206  | 58295          | 3139  | 61434          |  |
| 20    | PUDUCHERRY        | 58                             | 4               | 915    | 323    | 1300           | 41  | 1341           |  |
| 21    | PUNJAB            | 8871                           | 1189            | 11897  | 538301 | 560258         | 13372   | 573630         |  |
| 22    | RAJASTHAN         | 24918                          | 21562           | 131610 | 40627  | 218717         | 259569  | 478286         |  |
| 23    | TAMIL NADU        | 12149                          | 1906            | 191785 | 25894  | 231734         | 62200   | 293934         |  |

(In Number)

| S.No. | State         | No. of Deep tube well owned by |                 |         |         |                |   |                | Total (7 to 8) |
|-------|---------------|--------------------------------|-----------------|---------|---------|----------------|---|----------------|----------------|
|       |               | Scheduled Caste                | Scheduled Tribe | OBC     | Others  | Total (3 to 6) | Owned by other than individual farmer (Incl. Public & Group of farmers) | Total (7 to 8) |                |
| (1)   | (2)           | (3)                            | (4)             | (5)     | (6)     | (7)            | (8)   | (9)            |                |
| 24    | TELENGANA     | 39660                          | 33981           | 208908  | 81987   | 364536         | 2983  | 367519         |                |
| 25    | TRIPURA       | 2                              | 4               | 1       | 4       | 11             | 255   | 266            |                |
| 26    | UTTARAKHAND   | 7                              | 34              | 105     | 281     | 427            | 1312  | 1739           |                |
| 27    | UTTAR PRADESH | 7704                           | 1511            | 51240   | 36554   | 97009          | 9874  | 106883         |                |
| 28    | WEST BENGAL   | 734                            | 205             | 675     | 4040    | 5654           | 5409  | 11063          |                |
|       | <b>Total</b>  | 280380                         | 226284          | 1228922 | 1445901 | 3181487        | 568760  | 3750247        |                |



**MINOR IRRIGATION CENSUS (2017-18)**

**TABLE 4.2.2: DISTRIBUTION OF DEEP TUBEWELLS ACCORDING TO SOCIAL STATUS OF FEMALE OWNER**

(In Number)

| No. | State            | No. of Deep tube well owned by |                        |               |               |                       |  | Total (3 to 6) |
|-----|------------------|--------------------------------|------------------------|---------------|---------------|-----------------------|--|----------------|
|     |                  | Scheduled Caste<br>(3)         | Scheduled Tribe<br>(4) | OBC<br>(5)    | Others<br>(6) | Total (3 to 6)<br>(7) |  |                |
| 1   | ANDHRA PRADESH   | 7072                           | 3237                   | 34316         | 50298         | 94923                 |  |                |
| 2   | ASSAM            | 0                              | 0                      | 0             | 20            | 20                    |  |                |
| 3   | BIHAR            | 61                             | 27                     | 337           | 280           | 705                   |  |                |
| 4   | CHHATISGARH      | 1275                           | 1715                   | 5735          | 1412          | 10137                 |  |                |
| 5   | GUJARAT          | 11240                          | 10992                  | 10783         | 11281         | 44296                 |  |                |
| 6   | HARYANA          | 44                             | 30                     | 189           | 2264          | 2527                  |  |                |
| 7   | HIMACHAL PRADESH | 3                              | 3                      | 1             | 16            | 23                    |  |                |
| 8   | JAMMU & KASHMIR  | 6                              | 0                      | 0             | 7             | 13                    |  |                |
| 9   | JHARKHAND        | 0                              | 0                      | 4             | 1             | 5                     |  |                |
| 10  | KARNATAKA        | 4162                           | 2801                   | 15489         | 28562         | 51014                 |  |                |
| 11  | KERALA           | 3                              | 7                      | 137           | 144           | 291                   |  |                |
| 12  | MADHYA PRADESH   | 9227                           | 10739                  | 89352         | 26979         | 136297                |  |                |
| 13  | MAHARASHTRA      | 4722                           | 4978                   | 9502          | 20574         | 39776                 |  |                |
| 14  | ODISHA           | 213                            | 214                    | 941           | 696           | 2064                  |  |                |
| 15  | PUDUCHERRY       | 12                             | 0                      | 80            | 29            | 121                   |  |                |
| 16  | PUNJAB           | 302                            | 48                     | 232           | 6207          | 6789                  |  |                |
| 17  | RAJASTHAN        | 2822                           | 1883                   | 13174         | 5299          | 23178                 |  |                |
| 18  | TAMIL NADU       | 1875                           | 380                    | 23784         | 3511          | 29550                 |  |                |
| 19  | TELENGANA        | 7895                           | 6111                   | 37103         | 13961         | 65070                 |  |                |
| 20  | UTTARAKHAND      | 0                              | 2                      | 3             | 10            | 15                    |  |                |
| 21  | UTTAR PRADESH    | 295                            | 75                     | 1136          | 940           | 2446                  |  |                |
| 22  | WEST BENGAL      | 19                             | 4                      | 13            | 83            | 119                   |  |                |
|     | <b>Total</b>     | <b>51248</b>                   | <b>43246</b>           | <b>242311</b> | <b>172574</b> | <b>509379</b>         |  |                |

**MINOR IRRIGATION CENSUS (2017-18)**

**TABLE 4.3.1: DISTRIBUTION OF DEEP TUBE WELLS ACCORDING TO THE INDIVIDUAL OWNER'S HOLDING SIZE**  
(In Number)

| S.No. | State            | No. of Deep tube well by size class of owner |                |                       |                  |               |         |     | Total (3 to 7) |
|-------|------------------|--|----------------|-----------------------|------------------|---------------|---------|-----|----------------|
|       |                  | Marginal (0-1 ha)                            | Small (1-2 ha) | Semi-Medium (2- 4 ha) | Medium (4-10 ha) | Big (>=10 ha) |         |     |                |
| (1)   | (2)              | (3)  | (4)            | (5)                   | (6)              | (7)           | (8)     | (8) |                |
| 1     | ANDHRA PRADESH   | 243976                                       | 166018         | 78849                 | 14779            | 2529          | 506151  |     |                |
| 2     | ASSAM            | 106  | 2              | 8                     | 3                | 1             | 120     |     |                |
| 3     | BIHAR            | 5376   | 19891          | 5955                  | 2735             | 1250          | 35207   |     |                |
| 4     | CHANDIGARH       | 0  | 0              | 1                     | 0                | 0             | 1       |     |                |
| 5     | CHHATISGARH      | 29612  | 39339          | 29547                 | 15349            | 2146          | 115993  |     |                |
| 6     | GOA              | 3  | 0              | 1                     | 0                | 0             | 4       |     |                |
| 7     | GUJARAT          | 83344  | 84345          | 72190                 | 24655            | 1103          | 265637  |     |                |
| 8     | HARYANA          | 1448   | 2239           | 17877                 | 15677            | 1370          | 38611   |     |                |
| 9     | HIMACHAL PRADESH | 223  | 150            | 166                   | 74               | 13            | 626     |     |                |
| 10    | JAMMU & KASHMIR  | 389  | 207            | 39                    | 2                | 2             | 639     |     |                |
| 11    | JHARKHAND        | 76   | 88             | 138                   | 7                | 2             | 311     |     |                |
| 12    | KARNATAKA        | 145029                                       | 106747         | 51143                 | 22355            | 4021          | 329295  |     |                |
| 13    | KERALA           | 1062   | 386            | 190                   | 75               | 16            | 1729    |     |                |
| 14    | MADHYA PRADESH   | 43840  | 57507          | 56604                 | 33127            | 3262          | 194340  |     |                |
| 15    | MAHARASHTRA      | 45241  | 55928          | 36012                 | 14977            | 2724          | 154882  |     |                |
| 16    | ODISHA           | 5272   | 7535           | 18894                 | 26244            | 350           | 58295   |     |                |
| 17    | PUDUCHERRY       | 563  | 397            | 280                   | 55               | 5             | 1300    |     |                |
| 18    | PUNJAB           | 16453  | 75856          | 279701                | 163585           | 24663         | 560258  |     |                |
| 19    | RAJASTHAN        | 19268  | 38471          | 56726                 | 76096            | 28156         | 218717  |     |                |
| 20    | TAMIL NADU       | 105695                                       | 64563          | 36727                 | 12598            | 12151         | 231734  |     |                |
| 21    | TELENGANA        | 215012                                       | 95615          | 40840                 | 11434            | 1635          | 364536  |     |                |
| 22    | TRIPURA          | 0  | 0              | 11                    | 0                | 0             | 11      |     |                |
| 23    | UTTARAKHAND      | 30   | 70             | 241                   | 72               | 14            | 427     |     |                |
| 24    | UTTAR PRADESH    | 18077  | 33058          | 31290                 | 11620            | 2964          | 97009   |     |                |
| 25    | WEST BENGAL      | 0  | 0              | 1756                  | 3898             | 0             | 5654    |     |                |
|       | <b>Total</b>     | 980095                                       | 848412         | 815186                | 449417           | 88377         | 3181487 |     |                |

**MINOR IRRIGATION CENSUS (2017-18)**

**TABLE 4.3.2: DISTRIBUTION OF DEEP TUBEWELLS  
ACCORDING TO THE INDIVIDUAL FEMALE OWNER'S HOLDING SIZE**

(In Number)

| S.No. | State            | No. of Deep tube well by size class of owned |                       |                                |                         |                      |        |  | Total (3 to 7) |
|-------|------------------|--|-----------------------|--------------------------------|-------------------------|----------------------|--------|--|----------------|
|       |                  | Marginal (0-1 ha)<br>(3)                     | Small (1-2 ha)<br>(4) | Semi -Medium (2 - 4 ha)<br>(5) | Medium (4-10 ha)<br>(6) | Big (>=10 ha)<br>(7) | (8)    |  |                |
| (1)   | (2)              |  |                       |                                |                         |                      |        |  |                |
| 1     | ANDHRA PRADESH   | 46889  | 31340                 | 13871                          | 2378                    | 445                  | 94923  |  |                |
| 2     | ASSAM            | 20   | 0                     | 0                              | 0                       | 0                    | 20     |  |                |
| 3     | BIHAR            | 140  | 284                   | 146                            | 62                      | 73                   | 705    |  |                |
| 4     | CHHATISGARH      | 3098   | 3493                  | 2208                           | 1166                    | 172                  | 10137  |  |                |
| 6     | GUJARAT          | 13803  | 13868                 | 12299                          | 4190                    | 136                  | 44296  |  |                |
| 7     | HARYANA          | 85   | 97                    | 1179                           | 1084                    | 82                   | 2527   |  |                |
| 8     | HIMACHAL PRADESH | 13   | 4                     | 3                              | 2                       | 1                    | 23     |  |                |
| 9     | JAMMU & KASHMIR  | 8  | 5                     | 0                              | 0                       | 0                    | 13     |  |                |
| 10    | JHARKHAND        | 0  | 1                     | 4                              | 0                       | 0                    | 5      |  |                |
| 11    | KARNATAKA        | 22988  | 16191                 | 8240                           | 3013                    | 582                  | 51014  |  |                |
| 12    | KERALA           | 198  | 61                    | 21                             | 9                       | 2                    | 291    |  |                |
| 13    | MADHYA PRADESH   | 30881  | 39777                 | 39816                          | 23435                   | 2388                 | 136297 |  |                |
| 14    | MAHARASHTRA      | 11868  | 13477                 | 9019                           | 4488                    | 924                  | 39776  |  |                |
| 15    | ODISHA           | 179  | 197                   | 590                            | 1083                    | 15                   | 2064   |  |                |
| 16    | PUDUCHERRY       | 37   | 50                    | 31                             | 3                       | 0                    | 121    |  |                |
| 17    | PUNJAB           | 231  | 1240                  | 3224                           | 1855                    | 239                  | 6789   |  |                |
| 18    | RAJASTHAN        | 2041   | 3647                  | 5850                           | 8579                    | 3061                 | 23178  |  |                |
| 19    | TAMIL NADU       | 14244  | 8110                  | 4163                           | 1408                    | 1625                 | 29550  |  |                |
| 20    | TELENGANA        | 39161  | 16984                 | 6769                           | 1910                    | 246                  | 65070  |  |                |
| 21    | UTTARAKHAND      | 2  | 1                     | 5                              | 7                       | 0                    | 15     |  |                |
| 22    | UTTAR PRADESH    | 481  | 812                   | 730                            | 329                     | 94                   | 2446   |  |                |
| 23    | WEST BENGAL      | 0  | 0                     | 39                             | 80                      | 0                    | 119    |  |                |
|       | <b>Total</b>     | 186367                                       | 149639                | 108207                         | 55081                   | 10085                | 509379 |  |                |

**MINOR IRRIGATION CENSUS (2017-18)**

**TABLE 4.4: DISTRIBUTION OF DEEP TUBEWELLS AND COST OF CONSTRUCTION**

(In Rs. 000)

| S.No. | State             | Number and Cost of Construction of Deep Tube Wells Schemes commissioned during the period/year |          |         |         |         |         |         |         |         |         |        |          |  |  |  |  |  |  |
|-------|-------------------|--|----------|---------|---------|---------|---------|---------|---------|---------|---------|--------|----------|--|--|--|--|--|--|
|       |                   | Up to 2013-14  |          | 2014-15 |         | 2015-16 |         | 2016-17 |         | 2017-18 |         | Total  |          |  |  |  |  |  |  |
|       |                   | No.  | Cost     | No.     | Cost    | No.     | Cost    | No.     | Cost    | No.     | Cost    | No.    | Cost     |  |  |  |  |  |  |
| (1)   | (2)               | (3)  | (4)      | (5)     | (6)     | (7)     | (8)     | (9)     | (10)    | (11)    | (12)    | (13)   | (14)     |  |  |  |  |  |  |
| 1     | ANDHRA PRADESH    | 355522   | 24734687 | 84938   | 5964807 | 41180   | 3113628 | 24800   | 1864443 | 19153   | 1536733 | 525593 | 37214297 |  |  |  |  |  |  |
| 2     | ARUNACHAL PRADESH | 4  | 370      | 0       | 0       | 1       | 500     | 0       | 0       | 0       | 0       | 5      | 870      |  |  |  |  |  |  |
| 3     | ASSAM             | 446  | 180571   | 59      | 10098   | 124     | 55869   | 22      | 33823   | 23      | 19348   | 674    | 299709   |  |  |  |  |  |  |
| 4     | BIHAR             | 10276  | 358688   | 4547    | 192410  | 4080    | 185950  | 3115    | 168314  | 13759   | 371431  | 35777  | 1276793  |  |  |  |  |  |  |
| 5     | CHANDIGARH        | 28   | 28780    | 0       | 0       | 0       | 0       | 0       | 0       | 2       | 4000    | 30     | 32780    |  |  |  |  |  |  |
| 6     | CHHATISGARH       | 64536  | 3057683  | 27280   | 1592221 | 13081   | 663548  | 6406    | 338845  | 6051    | 322067  | 117354 | 5974364  |  |  |  |  |  |  |
| 7     | GOA               | 7  | 621      | 0       | 0       | 0       | 0       | 0       | 0       | 0       | 0       | 7      | 621      |  |  |  |  |  |  |
| 8     | GUJARAT           | 276561   | 29493161 | 563     | 46728   | 48      | 5522    | 1644    | 146876  | 224     | 33963   | 279040 | 29726250 |  |  |  |  |  |  |
| 9     | HARYANA           | 96607  | 14529335 | 15085   | 3075789 | 10164   | 2141248 | 6655    | 1327800 | 19562   | 3555759 | 148073 | 24629931 |  |  |  |  |  |  |
| 10    | HIMACHAL PRADESH  | 1040   | 547313   | 139     | 52006   | 107     | 37022   | 54      | 20770   | 65      | 18460   | 1405   | 675572   |  |  |  |  |  |  |
| 11    | JAMMU & KASHMIR   | 644  | 14192    | 14      | 280     | 1       | 500     | 0       | 0       | 2       | 140     | 661    | 15112    |  |  |  |  |  |  |
| 12    | JHARKHAND         | 116  | 14495    | 80      | 11991   | 73      | 15577   | 105     | 23263   | 146     | 37684   | 520    | 103010   |  |  |  |  |  |  |
| 13    | KARNATAKA         | 159715   | 12581631 | 55288   | 4622267 | 52243   | 4744143 | 29428   | 2565983 | 34150   | 2759218 | 330824 | 27273241 |  |  |  |  |  |  |
| 14    | KERALA            | 1082   | 55147    | 245     | 15322   | 150     | 9571    | 204     | 8669    | 190     | 12246   | 1871   | 100955   |  |  |  |  |  |  |
| 15    | MADHYA PRADESH    | 121197   | 1039786  | 39429   | 421986  | 31861   | 324445  | 23193   | 264158  | 17040   | 202931  | 232720 | 22533306 |  |  |  |  |  |  |
| 16    | MAHARASHTRA       | 69819  | 3128098  | 18309   | 1084051 | 18365   | 1121257 | 48638   | 3058191 | 24452   | 1507794 | 179583 | 9899392  |  |  |  |  |  |  |
| 17    | MEGHALAYA         | 5  | 772      | 0       | 0       | 0       | 0       | 0       | 0       | 0       | 0       | 5      | 772      |  |  |  |  |  |  |
| 18    | NAGALAND          | 10   | 406      | 0       | 0       | 0       | 0       | 0       | 0       | 0       | 0       | 10     | 406      |  |  |  |  |  |  |
| 19    | ODISHA            | 32453  | 2629819  | 17100   | 1004129 | 4880    | 414798  | 3403    | 273592  | 3598    | 216821  | 61434  | 4539160  |  |  |  |  |  |  |
| 20    | PUDUCHERRY        | 993  | 98499    | 106     | 10373   | 2       | 200     | 1       | 85      | 239     | 22203   | 1341   | 131359   |  |  |  |  |  |  |
| 21    | PUNJAB            | 487228   | 35881570 | 39273   | 3382130 | 18837   | 1560334 | 12787   | 1166880 | 15505   | 1262166 | 573630 | 43253080 |  |  |  |  |  |  |
| 22    | RAJASTHAN         | 361893   | 57617035 | 58759   | 8116218 | 32483   | 4438966 | 16894   | 2497986 | 8257    | 1450283 | 478286 | 74120488 |  |  |  |  |  |  |
| 23    | TAMIL NADU        | 233125   | 23790695 | 20867   | 2218035 | 10274   | 1022244 | 10030   | 927353  | 19638   | 1847991 | 293934 | 29806317 |  |  |  |  |  |  |

(In Rs. 000)

| S.No. | State         | Number and Cost of Construction of Deep Tube Wells Schemes commissioned during the period/year |           |         |          |         |          |         |          |         |          |         |           |  |  |  |  |  |  |
|-------|---------------|--|-----------|---------|----------|---------|----------|---------|----------|---------|----------|---------|-----------|--|--|--|--|--|--|
|       |               | Up to 2013-14  |           | 2014-15 |          | 2015-16 |          | 2016-17 |          | 2017-18 |          | Total   |           |  |  |  |  |  |  |
|       |               | No.  | Cost      | No.     | Cost     | No.     | Cost     | No.     | Cost     | No.     | Cost     | No.     | Cost      |  |  |  |  |  |  |
| (1)   | (2)           | (3)  | (4)       | (5)     | (6)      | (7)     | (8)      | (9)     | (10)     | (11)    | (12)     | (13)    | (14)      |  |  |  |  |  |  |
| 24    | TELENGANA     | 251861   | 11874979  | 51133   | 2524748  | 30035   | 1582829  | 17254   | 955595   | 17236   | 908154   | 367519  | 17846306  |  |  |  |  |  |  |
| 25    | TRIPURA       | 223  | 397469    | 14      | 16475    | 10      | 5165     | 9       | 20700    | 10      | 11865    | 266     | 451675    |  |  |  |  |  |  |
| 26    | UTTARAKHAND   | 1162   | 747752    | 203     | 71399    | 146     | 31688    | 153     | 53350    | 75      | 52920    | 1739    | 957109    |  |  |  |  |  |  |
| 27    | UTTAR PRADESH | 86728  | 13118699  | 6937    | 960592   | 5743    | 752576   | 3659    | 539245   | 3814    | 514707   | 106881  | 15885818  |  |  |  |  |  |  |
| 28    | WEST BENGAL   | 7150   | 4839086   | 1314    | 913735   | 921     | 689470   | 666     | 525280   | 1012    | 699224   | 11063   | 7666795   |  |  |  |  |  |  |
|       | <b>Total</b>  | 2620431  | 240761337 | 441682  | 36307790 | 274809  | 22917051 | 209120  | 16781199 | 204203  | 17368109 | 3750245 | 334135487 |  |  |  |  |  |  |

**MINOR IRRIGATION CENSUS (2017-18)**

**TABLE 4.5.1: DISTRIBUTION OF DEEP TUBEWELLS BY COST OF MAINTENANCE IN THE REFERENCE YEAR**

(In Number)

| S.No. | State             | No. of Deep tube well according to the annual cost of maintenance |                          |                           |                            |                             |        | Total (3 to 7) |
|-------|-------------------|---|--------------------------|---------------------------|----------------------------|-----------------------------|--------|----------------|
|       |                   | Upto Rs. 1000<br>(3)  | Rs. 1000 to 10000<br>(4) | Rs. 10000 to 50000<br>(5) | Rs. 50000 to 100000<br>(6) | More than Rs. 100000<br>(7) | (8)    |                |
| 1     | ANDHRA PRADESH    | 106017  | 286312                   | 123233                    | 8525                       | 1506                        | 525593 |                |
| 2     | ARUNACHAL PRADESH | 5   | 0                        | 0                         | 0                          | 0                           | 5      |                |
| 3     | ASSAM             | 496   | 170                      | 3                         | 3                          | 2                           | 674    |                |
| 4     | BIHAR             | 26180   | 8965                     | 624                       | 7                          | 1                           | 35777  |                |
| 5     | CHANDIGARH        | 0   | 0                        | 3                         | 2                          | 25                          | 30     |                |
| 6     | CHHATTISGARH      | 69845   | 44647                    | 2839                      | 21                         | 2                           | 117354 |                |
| 7     | GOA               | 4   | 3                        | 0                         | 0                          | 0                           | 7      |                |
| 8     | GUJARAT           | 83  | 128883                   | 150036                    | 36                         | 2                           | 279040 |                |
| 9     | HARYANA           | 17561   | 104847                   | 24006                     | 1315                       | 344                         | 148073 |                |
| 10    | HIMACHAL PRADESH  | 1019  | 222                      | 131                       | 29                         | 4                           | 1405   |                |
| 11    | JAMMU & KASHMIR   | 633   | 27                       | 1                         | 0                          | 0                           | 661    |                |
| 12    | JHARKHAND         | 514   | 5                        | 0                         | 1                          | 0                           | 520    |                |
| 13    | KARNATAKA         | 82029   | 136807                   | 103560                    | 8212                       | 216                         | 330824 |                |
| 14    | KERALA            | 1400  | 452                      | 18                        | 1                          | 0                           | 1871   |                |
| 15    | MADHYA PRADESH    | 230426  | 1523                     | 643                       | 128                        | 0                           | 232720 |                |
| 16    | MAHARASHTRA       | 88129   | 82104                    | 9240                      | 82                         | 28                          | 179583 |                |
| 17    | MEGHALAYA         | 5   | 0                        | 0                         | 0                          | 0                           | 5      |                |
| 18    | NAGALAND          | 8   | 1                        | 1                         | 0                          | 0                           | 10     |                |
| 19    | ODISHA            | 49011   | 11288                    | 1090                      | 41                         | 4                           | 61434  |                |
| 20    | PUDUCHERRY        | 137   | 1058                     | 139                       | 7                          | 0                           | 1341   |                |
| 21    | PUNJAB            | 190209  | 354851                   | 27266                     | 1245                       | 59                          | 573630 |                |
| 22    | RAJASTHAN         | 53246   | 218705                   | 177310                    | 21258                      | 7767                        | 478286 |                |
| 23    | TAMIL NADU        | 54186   | 176175                   | 59456                     | 3754                       | 363                         | 293934 |                |

(In Number)

| S.No. | State         | No. of Deep tube well according to the annual cost of maintenance |                          |                           |                            |                             |                       |  |
|-------|---------------|---|--------------------------|---------------------------|----------------------------|-----------------------------|-----------------------|--|
|       |               | Upto Rs. 1000<br>(3)  | Rs. 1000 to 10000<br>(4) | Rs. 10000 to 50000<br>(5) | Rs. 50000 to 100000<br>(6) | More than Rs. 100000<br>(7) | Total (3 to 7)<br>(8) |  |
| (1)   | (2)           |   |                          |                           |                            |                             |                       |  |
| 24    | TELENGANA     | 48807   | 287017                   | 31311                     | 380                        | 4                           | 367519                |  |
| 25    | TRIPURA       | 28  | 49                       | 185                       | 4                          | 0                           | 266                   |  |
| 26    | UTTARAKHAND   | 723   | 718                      | 141                       | 143                        | 14                          | 1739                  |  |
| 27    | UTTAR PRADESH | 33703   | 50992                    | 19877                     | 2066                       | 245                         | 106883                |  |
| 28    | WEST BENGAL   | 1   | 12                       | 11050                     | 0                          | 0                           | 11063                 |  |
|       | <b>Total</b>  | 1054405   | 1895833                  | 742163                    | 47260                      | 10586                       | 3750247               |  |

**MINOR IRRIGATION CENSUS (2017-18)**

**Table.4.5.2: AVERAGE COST OF CONSTRUCTION, MACHINERY, ANNUAL MAINTENANCE AND AVERAGE AMOUNT OF SUBSIDY RECEIVED FOR DEEP TUBEWELLS**

(Amount in thousand)

| S.No. | State             | Average cost of construction | Average cost of Machinery | Average cost of annual maintenance during 2017-18 | Subsidy for Construction                            |                           | Subsidy for Machinery                               |   |
|-------|-------------------|------------------------------|---------------------------|---|---|---------------------------|---|---|
|       |                   |                              |                           |   | No. of Deep tubewell for which subsidy was received | Average amount of subsidy | No. of Deep tubewell for which subsidy was received | Average amount of subsidy for machinery |
| (1)   | (2)               | (3)                          | (4)                       | (5)   | (6)   | (7)                       | (8)   | (9)                                     |
| 1     | ANDHRA PRADESH    | 71                           | 65                        | 10  | 42396   | 41                        | 49610   | 36                                      |
| 2     | ARUNACHAL PRADESH | 174                          | 152                       | 0   | 0   | 0                         | 0   | 0                                       |
| 3     | ASSAM             | 445                          | 12                        | 2   | 8   | 10                        | 3   | 107                                     |
| 4     | BIHAR             | 36                           | 22                        | 2   | 2110  | 10                        | 1982  | 6                                       |
| 5     | CHANDIGARH        | 1093                         | 281                       | 498   | 1   | 200                       | 1   | 40                                      |
| 6     | CHHATISGARH       | 51                           | 33                        | 2   | 5045  | 31                        | 8495  | 15                                      |
| 7     | GOA               | 89                           | 9                         | 1   | 2   | 88                        | 0   | 0                                       |
| 8     | GUJARAT           | 107                          | 61                        | 13  | 1225  | 10                        | 590   | 3                                       |
| 9     | HARYANA           | 166                          | 95                        | 8   | 3894  | 12                        | 3322  | 9                                       |
| 10    | HIMACHAL PRADESH  | 481                          | 104                       | 6   | 96  | 142                       | 46  | 40                                      |
| 11    | JAMMU & KASHMIR   | 23                           | 22                        | 1   | 1   | 20                        | 2   | 5                                       |
| 12    | JHARKHAND         | 198                          | 35                        | 0   | 310   | 191                       | 243   | 56                                      |
| 13    | KARNATAKA         | 82                           | 52                        | 13  | 19310   | 60                        | 17346   | 41                                      |
| 14    | KERALA            | 54                           | 24                        | 1   | 21  | 16                        | 111   | 6                                       |
| 15    | MADHYA PRADESH    | 10                           | 43                        | 0   | 14696   | 36                        | 20285   | 34                                      |
| 16    | MAHARASHTRA       | 55                           | 24                        | 3   | 2209  | 25                        | 2204  | 9                                       |
| 17    | MEGHALAYA         | 154                          | 30                        | 0   | 0   | 0                         | 0   | 0                                       |
| 18    | NAGALAND          | 41                           | 31                        | 2   | 4   | 40                        | 4   | 31                                      |
| 19    | ODISHA            | 74                           | 26                        | 1   | 26150   | 62                        | 16977   | 32                                      |
| 20    | PUDUCHERRY        | 98                           | 38                        | 7   | 7   | 56                        | 7   | 36                                      |
| 21    | PUNJAB            | 75                           | 60                        | 4   | 823   | 11                        | 1629  | 3                                       |



(Amount in thousand)

| S.No. | State         | Average cost of construction | Average cost of Machinery | Average cost of annual maintenance during 2017-18 | Subsidy for Construction                            |                           | Subsidy for Machinery                               |   |
|-------|---------------|------------------------------|---------------------------|---|---|---------------------------|---|---|
|       |               |                              |                           |   | No. of Deep tubewell for which subsidy was received | Average amount of subsidy | No. of Deep tubewell for which subsidy was received | Average amount of subsidy for machinery |
| (1)   | (2)           | (3)                          | (4)                       | (5)   | (6)   | (7)                       | (8)   | (9)                                     |
| 22    | RAJASTHAN     | 155                          | 103                       | 18  | 17755   | 10                        | 168829  | 34                                      |
| 23    | TAMIL NADU    | 101                          | 43                        | 9   | 32071   | 28                        | 30671   | 11                                      |
| 24    | TELENGANA     | 49                           | 35                        | 5   | 14791   | 24                        | 14604   | 16                                      |
| 25    | TRIPURA       | 1698                         | 188                       | 19  | 11  | 151                       | 5   | 8                                       |
| 26    | UTTARAKHAND   | 550                          | 180                       | 11  | 123   | 552                       | 94  | 306                                     |
| 27    | UTTAR PRADESH | 149                          | 82                        | 8   | 16134   | 121                       | 11353   | 29                                      |
| 28    | WEST BENGAL   | 693                          | 161                       | 30  | 336   | 33                        | 336   | 21                                      |
|       | <b>Total</b>  | 89                           | 59                        | 8   | 199529  | 44                        | 348749  | 30                                      |

**MINOR IRRIGATION CENSUS (2017-18)**

**TABLE 4.6: DISTRIBUTION OF DEEP TUBEWELLS  
UNDER INDIVIDUAL OWNERSHIP BY MAJOR SOURCE OF FINANCE**

(In Number)

| S.No. | State            | With Single Source of Finance |            |            |              |        | With Two Sources of Finance |                        |                        |                           |                          |                          | Grand Total (8 +16) |        |                 |        |
|-------|------------------|-------------------------------|------------|------------|--------------|--------|-----------------------------|------------------------|------------------------|---------------------------|--------------------------|--------------------------|---------------------|--------|-----------------|--------|
|       |                  | Bank Loan                     | Govt. Fund | Own Saving | Money Lender | Others | Total (3 to 7)              | Own Saving & Bank Loan | Own Saving & Govt Fund | Own Saving & Money Lender | Bank Loan & Money Lender | Govt Fund & Money Lender |                     | Others | Total (9 to 15) |        |
| (1)   | (2)              | (3)                           | (4)        | (5)        | (6)          | (7)    | (8)                         | (9)                    | (10)                   | (11)                      | (12)                     | (13)                     | (14)                | (15)   | (16)            | (17)   |
| 1     | ANDHRA PRADESH   | 16323                         | 1555       | 259077     | 32095        | 17168  | 326218                      | 23597                  | 2548                   | 78828                     | 338                      | 11491                    | 291                 | 62840  | 179933          | 506151 |
| 2     | ASSAM            | 0                             | 0          | 0          | 0            | 0      | 0                           | 0                      | 0                      | 0                         | 0                        | 0                        | 0                   | 120    | 120             | 120    |
| 3     | BIHAR            | 27                            | 43         | 991        | 1            | 64     | 1126                        | 2270                   | 691                    | 343                       | 550                      | 40                       | 54                  | 30133  | 34081           | 35207  |
| 4     | CHANDIGARH       | 0                             | 0          | 0          | 0            | 0      | 0                           | 0                      | 0                      | 0                         | 0                        | 0                        | 0                   | 1      | 1               | 1      |
| 5     | CHHATISGARH      | 46                            | 205        | 5870       | 4            | 437    | 6562                        | 4115                   | 2799                   | 539                       | 308                      | 14                       | 20                  | 101636 | 109431          | 115993 |
| 6     | GOA              | 0                             | 0          | 2          | 0            | 0      | 2                           | 0                      | 0                      | 0                         | 0                        | 0                        | 0                   | 2      | 2               | 4      |
| 7     | GUJARAT          | 17365                         | 5422       | 130805     | 431          | 100839 | 254862                      | 2952                   | 707                    | 30                        | 96                       | 39                       | 20                  | 6931   | 10775           | 265637 |
| 8     | HARYANA          | 1253                          | 1098       | 14639      | 518          | 3124   | 20632                       | 1185                   | 56                     | 1893                      | 74                       | 148                      | 87                  | 14536  | 17979           | 38611  |
| 9     | HIMACHAL PRADESH | 10                            | 6          | 259        | 0            | 8      | 283                         | 134                    | 58                     | 0                         | 5                        | 1                        | 0                   | 145    | 343             | 626    |
| 10    | JAMMU & KASHMIR  | 0                             | 0          | 638        | 0            | 0      | 638                         | 0                      | 1                      | 0                         | 0                        | 0                        | 0                   | 0      | 1               | 639    |
| 11    | JHARKHAND        | 0                             | 1          | 11         | 0            | 0      | 12                          | 8                      | 117                    | 2                         | 8                        | 1                        | 1                   | 162    | 299             | 311    |
| 12    | KARNATAKA        | 15734                         | 1437       | 214788     | 3381         | 6301   | 241641                      | 47282                  | 1355                   | 4140                      | 1253                     | 1470                     | 41                  | 32113  | 87654           | 329295 |
| 13    | KERALA           | 26                            | 7          | 1036       | 1            | 11     | 1081                        | 131                    | 61                     | 11                        | 2                        | 0                        | 0                   | 443    | 648             | 1729   |
| 14    | MADHYA PRADESH   | 7861                          | 948        | 137115     | 670          | 16747  | 163341                      | 2231                   | 292                    | 1569                      | 41                       | 38                       | 34                  | 26794  | 30999           | 194340 |
| 15    | MAHARASHTRA      | 19636                         | 13634      | 116344     | 1096         | 3258   | 153968                      | 116                    | 10                     | 1                         | 0                        | 0                        | 0                   | 787    | 914             | 154882 |
| 16    | ODISHA           | 202                           | 973        | 4198       | 11           | 10     | 5394                        | 2102                   | 18122                  | 2674                      | 392                      | 24                       | 81                  | 29506  | 52901           | 58295  |
| 17    | PUDUCHERRY       | 0                             | 0          | 0          | 0            | 0      | 0                           | 4                      | 1                      | 0                         | 0                        | 0                        | 0                   | 1295   | 1300            | 1300   |
| 18    | PUNJAB           | 7162                          | 2402       | 293521     | 15640        | 6190   | 324915                      | 4241                   | 1552                   | 117159                    | 175                      | 390                      | 296                 | 111530 | 235343          | 560258 |
| 19    | RAJASTHAN        | 19640                         | 588        | 54308      | 801          | 2357   | 77694                       | 97179                  | 444                    | 12183                     | 2608                     | 3953                     | 16                  | 24640  | 141023          | 218717 |
| 20    | TAMIL NADU       | 2811                          | 581        | 126801     | 569          | 1634   | 132396                      | 6989                   | 727                    | 11290                     | 484                      | 173                      | 37                  | 79638  | 99338           | 231734 |
| 21    | TELENGANA        | 1309                          | 299        | 70316      | 4985         | 193    | 77102                       | 9444                   | 1631                   | 173194                    | 543                      | 2758                     | 339                 | 99525  | 287434          | 364536 |

(In Number)

| S.No. | State         | With Single Source of Finance |            |            |              |        |                | With Two Sources of Finance |                        |                           |                       |                          |                          | Grand Total (8 +16) |         |                 |
|-------|---------------|-------------------------------|------------|------------|--------------|--------|----------------|-----------------------------|------------------------|---------------------------|-----------------------|--------------------------|--------------------------|---------------------|---------|-----------------|
|       |               | Bank Loan                     | Govt. Fund | Own Saving | Money Lender | Others | Total (3 to 7) | Own Saving & Bank Loan      | Own Saving & Govt Fund | Own Saving & Money Lender | Bank Loan & Govt Fund | Bank Loan & Money Lender | Govt Fund & Money Lender |                     | Others  | Total (9 to 15) |
| (1)   | (2)           | (3)                           | (4)        | (5)        | (6)          | (7)    | (8)            | (9)                         | (10)                   | (11)                      | (12)                  | (13)                     | (14)                     | (15)                | (16)    | (17)            |
| 22    | TRIPURA       | 0                             | 11         | 0          | 0            | 0      | 11             | 0                           | 0                      | 0                         | 0                     | 0                        | 0                        | 0                   | 0       | 11              |
| 23    | UTTARAKHAND   | 3                             | 2          | 84         | 0            | 0      | 89             | 10                          | 1                      | 8                         | 0                     | 0                        | 0                        | 319                 | 338     | 427             |
| 24    | UTTAR PRADESH | 502                           | 828        | 61385      | 33           | 931    | 63679          | 2407                        | 6676                   | 1058                      | 128                   | 26                       | 5                        | 23030               | 33330   | 97009           |
| 25    | WEST BENGAL   | 253                           | 83         | 4482       | 217          | 619    | 5654           | 0                           | 0                      | 0                         | 0                     | 0                        | 0                        | 0                   | 0       | 5654            |
|       | <b>Total</b>  | 110163                        | 30123      | 1496670    | 60453        | 159891 | 1857300        | 206397                      | 37849                  | 404922                    | 7005                  | 20566                    | 1322                     | 646126              | 1324187 | 3181487         |

**MINOR IRRIGATION CENSUS (2017-18)**

**TABLE 4.7: DISTRIBUTION OF DEEP TUBEWELLS BY STATUS OF UTILISATION**

(In Number)

| S.No. | State             | Deep tube well in use<br>(3) | Deep tube well not in use |                    |                    | Grand Total<br>(3+6) | Number of Schemes meant only for re-charge of ground water |                                 |                     |
|-------|-------------------|------------------------------|---------------------------|--------------------|--------------------|----------------------|--|---------------------------------|---------------------|
|       |                   |                              | Temporarily<br>(4)        | Permanently<br>(5) | Total (4+5)<br>(6) |                      | In use<br>(8)  | Not in use (Temp + Prmt)<br>(9) | Total (8+9)<br>(10) |
| (1)   | (2)               | (3)                          | (4)                       | (5)                | (6)                | (7)                  | (8)  | (9)                             | (10)                |
| 1     | ANDHRA PRADESH    | 414149                       | 95415                     | 16029              | 111444             | 525593               | 72   | 81                              | 153                 |
| 2     | ARUNACHAL PRADESH | 4                            | 1                         | 0                  | 1                  | 5                    | 0  | 0                               | 0                   |
| 3     | ASSAM             | 532                          | 82                        | 60                 | 142                | 674                  | 0  | 0                               | 0                   |
| 4     | BIHAR             | 35256                        | 393                       | 128                | 521                | 35777                | 4395   | 167                             | 4562                |
| 5     | CHANDIGARH        | 30                           | 0                         | 0                  | 0                  | 30                   | 0  | 0                               | 0                   |
| 6     | CHHATISGARH       | 116899                       | 367                       | 88                 | 455                | 117354               | 2231   | 60                              | 2291                |
| 7     | GOA               | 6                            | 0                         | 1                  | 1                  | 7                    | 0  | 0                               | 0                   |
| 8     | GUJARAT           | 274503                       | 3760                      | 777                | 4537               | 279040               | 1  | 0                               | 1                   |
| 9     | HARYANA           | 148053                       | 18                        | 2                  | 20                 | 148073               | 238  | 0                               | 238                 |
| 10    | HIMACHAL PRADESH  | 1393                         | 7                         | 5                  | 12                 | 1405                 | 11   | 1                               | 12                  |
| 11    | JAMMU & KASHMIR   | 661                          | 0                         | 0                  | 0                  | 661                  | 0  | 0                               | 0                   |
| 12    | JHARKHAND         | 508                          | 10                        | 2                  | 12                 | 520                  | 19   | 4                               | 23                  |
| 13    | KARNATAKA         | 329791                       | 533                       | 500                | 1033               | 330824               | 25917  | 444                             | 26361               |
| 14    | KERALA            | 1855                         | 11                        | 5                  | 16                 | 1871                 | 3  | 3                               | 6                   |
| 15    | MADHYA PRADESH    | 231623                       | 534                       | 563                | 1097               | 232720               | 591  | 10                              | 601                 |
| 16    | MAHARASHTRA       | 178773                       | 429                       | 381                | 810                | 179583               | 6521   | 179                             | 6700                |
| 17    | MEGHALAYA         | 4                            | 1                         | 0                  | 1                  | 5                    | 4  | 0                               | 4                   |
| 18    | NAGALAND          | 10                           | 0                         | 0                  | 0                  | 10                   | 0  | 0                               | 0                   |
| 19    | ODISHA            | 59207                        | 1463                      | 764                | 2227               | 61434                | 936  | 170                             | 1106                |
| 20    | PUDUCHERRY        | 1280                         | 10                        | 51                 | 61                 | 1341                 | 1  | 3                               | 4                   |
| 21    | PUNJAB            | 573539                       | 85                        | 6                  | 91                 | 573630               | 112  | 3                               | 115                 |

(In Number)

| S.No. | State         | Deep tube well in use | Deep tube well not in use |             |             | Grand Total (3+6) | Number of Schemes meant only for re-charge of ground water |                         |             |
|-------|---------------|-----------------------|---------------------------|-------------|-------------|-------------------|--|-------------------------|-------------|
|       |               |                       | Temporarily               | Permanently | Total (4+5) |                   | In use   | Not in use (Temp + Pmt) | Total (8+9) |
| (1)   | (2)           | (3)                   | (4)                       | (5)         | (6)         | (7)               | (8)  | (9)                     | (10)        |
| 22    | RAJASTHAN     | 474898                | 1237                      | 2151        | 3388        | 478286            | 750  | 86                      | 836         |
| 23    | TAMIL NADU    | 278309                | 11161                     | 4464        | 15625       | 293934            | 34377  | 5971                    | 40348       |
| 24    | TELENGANA     | 348883                | 12644                     | 5992        | 18636       | 367519            | 4245   | 1983                    | 6228        |
| 25    | TRIPURA       | 231                   | 16                        | 19          | 35          | 266               | 0  | 0                       | 0           |
| 26    | UTTARAKHAND   | 1735                  | 2                         | 2           | 4           | 1739              | 0  | 0                       | 0           |
| 27    | UTTAR PRADESH | 106360                | 302                       | 221         | 523         | 106883            | 1500   | 226                     | 1726        |
| 28    | WEST BENGAL   | 9987                  | 488                       | 588         | 1076        | 11063             | 268  | 42                      | 310         |
|       | <b>Total</b>  | 3588479               | 128969                    | 32799       | 161768      | 3750247           | 82192  | 9433                    | 91625       |

**MINOR IRRIGATION CENSUS (2017-18)**

**TABLE 4.8: DISTRIBUTION OF TEMPORARILY NOT IN USE DEEP TUBEWELLS - BY REASON**

(In Number/In Ha)

| S.No. | State             | Non Availability of Adequate Power/Fuel |         | Mechanical Break Down |          | Less discharge of Water |          | Non-Availability of Finance |         | Lack of Maintenance |         | Others |         | Total  |           |
|-------|-------------------|---|---------|-----------------------|----------|-------------------------|----------|-----------------------------|---------|---------------------|---------|--------|---------|--------|-----------|
|       |                   | No.                                     | PL (4)  | No.                   | PL (6)   | No.                     | PL (8)   | No.                         | PL (10) | No.                 | PL (12) | No.    | PL (14) | No.    | PL (16)   |
| (1)   | (2)               | (3)                                     | (4)     | (5)                   | (6)      | (7)                     | (8)      | (9)                         | (10)    | (11)                | (12)    | (13)   | (14)    | (15)   | (16)      |
| 1     | ANDHRA PRADESH    | 1403                                    | 1206.01 | 2010                  | 1810.06  | 85833                   | 75579.59 | 2390                        | 1976.91 | 149                 | 46.34   | 3630   | 3090.10 | 95415  | 83709.01  |
| 2     | ARUNACHAL PRADESH | 1                                       | 16.00   | 0                     | 0.00     | 0                       | 0.00     | 0                           | 0.00    | 0                   | 0.00    | 0      | 0.00    | 1      | 16.00     |
| 3     | ASSAM             | 2                                       | 30.00   | 34                    | 557.00   | 8                       | 101.00   | 3                           | 42.00   | 0                   | 0.00    | 35     | 302.50  | 82     | 1032.50   |
| 4     | BIHAR             | 34                                      | 75.89   | 198                   | 241.50   | 81                      | 99.85    | 11                          | 0.00    | 10                  | 11.00   | 59     | 114.04  | 393    | 542.28    |
| 5     | CHHATISGARH       | 25                                      | 32.01   | 50                    | 86.47    | 185                     | 335.68   | 5                           | 10.46   | 5                   | 8.90    | 97     | 270.37  | 367    | 743.89    |
| 6     | GUJARAT           | 0                                       | 0.00    | 3649                  | 2627.75  | 3                       | 3.16     | 1                           | 4.00    | 102                 | 66.17   | 5      | 11.50   | 3760   | 2712.58   |
| 7     | HARYANA           | 16                                      | 0.00    | 0                     | 0.00     | 0                       | 0.00     | 0                           | 0.00    | 0                   | 0.00    | 2      | 0.00    | 18     | 0.00      |
| 8     | HIMACHAL PRADESH  | 0                                       | 0.00    | 2                     | 49.46    | 0                       | 0.00     | 0                           | 0.00    | 0                   | 0.00    | 5      | 26.00   | 7      | 75.46     |
| 9     | JHARKHAND         | 0                                       | 0.00    | 5                     | 8.00     | 4                       | 0.16     | 0                           | 0.00    | 1                   | 5.00    | 0      | 0.00    | 10     | 13.16     |
| 10    | KARNATAKA         | 34                                      | 5.77    | 22                    | 0.74     | 389                     | 13.42    | 14                          | 0.00    | 12                  | 2.02    | 62     | 0.30    | 533    | 22.25     |
| 11    | KERALA            | 0                                       | 0.00    | 2                     | 0.00     | 1                       | 0.00     | 1                           | 0.00    | 4                   | 0.00    | 3      | 0.00    | 11     | 0.00      |
| 12    | MADHYA PRADESH    | 29                                      | 23.26   | 80                    | 47.85    | 282                     | 74.58    | 19                          | 17.15   | 8                   | 0.00    | 116    | 52.22   | 534    | 215.06    |
| 13    | MAHARASHTRA       | 81                                      | 21.43   | 69                    | 8.11     | 209                     | 30.00    | 0                           | 0.00    | 1                   | 0.00    | 69     | 14.65   | 429    | 74.19     |
| 14    | MEGHALAYA         | 0                                       | 0.00    | 1                     | 67.00    | 0                       | 0.00     | 0                           | 0.00    | 0                   | 0.00    | 0      | 0.00    | 1      | 67.00     |
| 15    | ODISHA            | 176                                     | 1064.36 | 627                   | 5053.75  | 180                     | 885.88   | 58                          | 250.13  | 167                 | 1047.08 | 255    | 2342.09 | 1463   | 10643.29  |
| 16    | PUDUCHERRY        | 0                                       | 0.00    | 2                     | 0.00     | 1                       | 0.00     | 1                           | 0.00    | 0                   | 0.00    | 6      | 0.00    | 10     | 0.00      |
| 17    | PUNJAB            | 79                                      | 33.07   | 6                     | 0.00     | 0                       | 0.00     | 0                           | 0.00    | 0                   | 0.00    | 0      | 0.00    | 85     | 33.07     |
| 18    | RAJASTHAN         | 116                                     | 52.55   | 201                   | 171.28   | 730                     | 2205.63  | 72                          | 29.04   | 14                  | 44.41   | 104    | 136.83  | 1237   | 2639.74   |
| 19    | TAMIL NADU        | 1352                                    | 422.32  | 761                   | 299.06   | 7506                    | 1599.26  | 98                          | 9.71    | 338                 | 149.30  | 1106   | 318.89  | 11161  | 2798.54   |
| 20    | TELENGANA         | 180                                     | 58.87   | 1214                  | 239.71   | 10784                   | 4016.26  | 92                          | 48.74   | 107                 | 10.82   | 267    | 33.91   | 12644  | 4408.31   |
| 21    | TRIPURA           | 4                                       | 2.00    | 7                     | 6.50     | 1                       | 30.00    | 1                           | 20.00   | 0                   | 0.00    | 3      | 12.00   | 16     | 70.50     |
| 22    | UTTARAKHAND       | 0                                       | 0.00    | 0                     | 0.00     | 0                       | 0.00     | 0                           | 0.00    | 0                   | 0.00    | 2      | 13.00   | 2      | 13.00     |
| 23    | UTTAR PRADESH     | 28                                      | 106.10  | 32                    | 124.99   | 4                       | 10.00    | 8                           | 2.00    | 3                   | 10.00   | 227    | 509.50  | 302    | 762.59    |
| 24    | WEST BENGAL       | 84                                      | 224.53  | 120                   | 443.83   | 55                      | 187.26   | 43                          | 101.37  | 23                  | 57.19   | 163    | 379.96  | 488    | 1394.14   |
|       | <b>Total</b>      | 3644                                    | 3374.17 | 9092                  | 11843.06 | 106256                  | 85171.73 | 2817                        | 2511.51 | 944                 | 1458.23 | 6216   | 7627.86 | 128969 | 111986.56 |

**MINOR IRRIGATION CENSUS (2017-18)**

**TABLE 4.9: DISTRIBUTION OF PERMANENTLY NOT IN USE DEEP TUBEWELLS - BY REASON**

(In Number/In Ha)

| S.No. | State            | Salinity |      | Dried up |      | Destroyed beyond repair |      | Sea water intrusion |      | Industrial effluents |      | Availability of Major/Medium Irrigation Projects |      | Other reasons |      | Total |      |
|-------|------------------|----------|------|----------|------|-------------------------|------|---------------------|------|----------------------|------|--|------|---------------|------|-------|------|
|       |                  | No.      | PL   | No.      | PL   | No.                     | PL   | No.                 | PL   | No.                  | PL   | No.  | PL   | No.           | PL   | No.   | PL   |
| (1)   | (2)              | (3)      | (4)  | (5)      | (6)  | (7)                     | (8)  | (9)                 | (10) | (11)                 | (12) | (13)   | (14) | (15)          | (16) | (17)  | (18) |
| 1     | ANDHRA PRADESH   | 652      | 0.00 | 13616    | 0.00 | 499                     | 0.00 | 25                  | 0.00 | 19                   | 0.00 | 63   | 0.00 | 1155          | 0.00 | 16029 | 0.00 |
| 2     | ASSAM            | 1        | 0.00 | 19       | 0.00 | 15                      | 0.00 | 1                   | 0.00 | 0                    | 0.00 | 0  | 0.00 | 24            | 0.00 | 60    | 0.00 |
| 3     | BIHAR            | 40       | 0.00 | 57       | 0.00 | 14                      | 0.00 | 6                   | 0.00 | 1                    | 0.00 | 1  | 0.00 | 9             | 0.00 | 128   | 0.00 |
| 4     | CHHATISGARH      | 21       | 0.00 | 17       | 0.00 | 0                       | 0.00 | 0                   | 0.00 | 1                    | 0.00 | 0  | 0.00 | 49            | 0.00 | 88    | 0.00 |
| 5     | GOA              | 0        | 0.00 | 0        | 0.00 | 0                       | 0.00 | 0                   | 0.00 | 0                    | 0.00 | 0  | 0.00 | 1             | 0.00 | 1     | 0.00 |
| 6     | GUJARAT          | 559      | 0.00 | 19       | 0.00 | 13                      | 0.00 | 6                   | 0.00 | 11                   | 0.00 | 5  | 0.00 | 164           | 0.00 | 777   | 0.00 |
| 7     | HARYANA          | 0        | 0.00 | 1        | 0.00 | 0                       | 0.00 | 0                   | 0.00 | 0                    | 0.00 | 0  | 0.00 | 1             | 0.00 | 2     | 0.00 |
| 8     | HIMACHAL PRADESH | 0        | 0.00 | 2        | 0.00 | 0                       | 0.00 | 0                   | 0.00 | 0                    | 0.00 | 0  | 0.00 | 3             | 0.00 | 5     | 0.00 |
| 9     | JHARKHAND        | 0        | 0.00 | 1        | 0.00 | 0                       | 0.00 | 0                   | 0.00 | 0                    | 0.00 | 0  | 0.00 | 1             | 0.00 | 2     | 0.00 |
| 10    | KARNATAKA        | 34       | 0.00 | 334      | 0.00 | 49                      | 0.00 | 8                   | 0.00 | 1                    | 0.00 | 0  | 0.00 | 74            | 0.00 | 500   | 0.00 |
| 11    | KERALA           | 1        | 0.00 | 0        | 0.00 | 0                       | 0.00 | 0                   | 0.00 | 1                    | 0.00 | 0  | 0.00 | 3             | 0.00 | 5     | 0.00 |
| 12    | MADHYA PRADESH   | 23       | 0.00 | 259      | 0.00 | 21                      | 0.00 | 5                   | 0.00 | 5                    | 0.00 | 4  | 0.00 | 246           | 0.00 | 563   | 0.00 |
| 13    | MAHARASHTRA      | 2        | 0.00 | 371      | 0.00 | 2                       | 0.00 | 2                   | 0.00 | 2                    | 0.00 | 1  | 0.00 | 1             | 0.00 | 381   | 0.00 |
| 14    | ODISHA           | 62       | 0.00 | 216      | 0.00 | 244                     | 0.00 | 7                   | 0.00 | 3                    | 0.00 | 2  | 0.00 | 230           | 0.00 | 764   | 0.00 |
| 15    | PUDUCHERRY       | 0        | 0.00 | 0        | 0.00 | 0                       | 0.00 | 0                   | 0.00 | 0                    | 0.00 | 0  | 0.00 | 51            | 0.00 | 51    | 0.00 |
| 16    | PUNJAB           | 2        | 0.00 | 1        | 0.00 | 0                       | 0.00 | 0                   | 0.00 | 0                    | 0.00 | 0  | 0.00 | 3             | 0.00 | 6     | 0.00 |
| 17    | RAJASTHAN        | 132      | 0.00 | 1307     | 0.00 | 100                     | 0.00 | 0                   | 0.00 | 22                   | 0.00 | 3  | 0.00 | 587           | 0.00 | 2151  | 0.00 |
| 18    | TAMIL NADU       | 444      | 0.00 | 2730     | 0.00 | 385                     | 0.00 | 33                  | 0.00 | 16                   | 0.00 | 8  | 0.00 | 848           | 0.00 | 4464  | 0.00 |
| 19    | TELENGANA        | 98       | 0.00 | 5264     | 0.00 | 326                     | 0.00 | 7                   | 0.00 | 50                   | 0.00 | 3  | 0.00 | 244           | 0.00 | 5992  | 0.00 |
| 20    | TRIPURA          | 0        | 0.00 | 10       | 0.00 | 1                       | 0.00 | 0                   | 0.00 | 0                    | 0.00 | 0  | 0.00 | 8             | 0.00 | 19    | 0.00 |
| 21    | UTTARAKHAND      | 0        | 0.00 | 0        | 0.00 | 0                       | 0.00 | 0                   | 0.00 | 0                    | 0.00 | 0  | 0.00 | 2             | 0.00 | 2     | 0.00 |
| 22    | UTTAR PRADESH    | 3        | 0.00 | 31       | 0.00 | 21                      | 0.00 | 0                   | 0.00 | 0                    | 0.00 | 0  | 0.00 | 166           | 0.00 | 221   | 0.00 |
| 23    | WEST BENGAL      | 59       | 0.00 | 48       | 0.00 | 97                      | 0.00 | 18                  | 0.00 | 13                   | 0.00 | 11   | 0.00 | 342           | 0.00 | 588   | 0.00 |
|       | <b>Total</b>     | 2133     | 0.00 | 24303    | 0.00 | 1787                    | 0.00 | 118                 | 0.00 | 145                  | 0.00 | 101  | 0.00 | 4212          | 0.00 | 32799 | 0.00 |

**MINOR IRRIGATION CENSUS (2017-18)**

**TABLE 4.10: DISTRIBUTION OF IN USE DEEP TUBE WELLS ACCORDING TO WATER DISTRIBUTION SYSTEM AND POTENTIAL UTILISED**

(In Number/In Ha)

| S.No. | State             | No. & PU of Deep Tube well Schemes According to Water Distribution System |           |                             |            |                  |           |              |           |       |           |           |            |        |          |        |            |     |     |
|-------|-------------------|---|-----------|-----------------------------|------------|------------------|-----------|--------------|-----------|-------|-----------|-----------|------------|--------|----------|--------|------------|-----|-----|
|       |                   | Open Water (Lined/Pucca)  |           | Open Water (Unlined/Kuicha) |            | Underground pipe |           | Surface pipe |           | Drip  |           | Sprinkler |            | Others |          | Total  |            |     |     |
|       |                   | No.   | IPU       | No.                         | IPU        | No.              | IPU       | No.          | IPU       | No.   | IPU       | No.       | IPU        | No.    | IPU      | No.    | IPU        | No. | IPU |
| (1)   | (2)               | (3)   | (4)       | (5)                         | (6)        | (7)              | (8)       | (9)          | (10)      | (11)  | (12)      | (13)      | (14)       | (15)   | (16)     | (17)   | (18)       |     |     |
| 1     | ANDHRA PRADESH    | 18057   | 26873.24  | 135777                      | 211296.57  | 68458            | 104923.31 | 96536        | 135238.60 | 86717 | 130542.25 | 7284      | 10050.39   | 1320   | 2681.60  | 414149 | 621605.96  |     |     |
| 2     | ARUNACHAL PRADESH | 3   | 232.00    | 0                           | 0.00       | 0                | 0.00      | 1            | 18.00     | 0     | 0.00      | 0         | 0.00       | 0      | 0.00     | 4      | 250.00     |     |     |
| 3     | ASSAM             | 207   | 3553.66   | 155                         | 2782.91    | 144              | 921.42    | 2            | 41.00     | 1     | 100.00    | 3         | 160.00     | 20     | 404.00   | 532    | 7962.99    |     |     |
| 4     | BIHAR             | 214   | 1826.76   | 1011                        | 7487.58    | 16104            | 133496.24 | 17367        | 151615.50 | 8     | 52.00     | 26        | 88.64      | 526    | 4283.64  | 35256  | 298850.36  |     |     |
| 5     | CHANDIGARH        | 1   | 96.00     | 1                           | 5.66       | 28               | 1667.28   | 0            | 0.00      | 0     | 0.00      | 0         | 0.00       | 0      | 0.00     | 30     | 1768.94    |     |     |
| 6     | CHHATISGARH       | 22994   | 59163.02  | 18792                       | 39382.83   | 4094             | 11100.91  | 63529        | 185379.29 | 393   | 1407.83   | 5631      | 19553.05   | 1466   | 6211.06  | 116899 | 322197.99  |     |     |
| 7     | GOA               | 0   | 0.00      | 1                           | 1.60       | 1                | 0.30      | 1            | 0.30      | 0     | 0.00      | 2         | 1.22       | 1      | 0.25     | 6      | 3.67       |     |     |
| 8     | GUJARAT           | 4420  | 18715.95  | 97946                       | 435470.46  | 23129            | 92208.92  | 124777       | 448079.53 | 20414 | 70417.15  | 2992      | 7135.85    | 825    | 3529.80  | 274503 | 1075557.66 |     |     |
| 9     | HARYANA           | 9373  | 75187.26  | 67623                       | 546991.27  | 59271            | 529493.15 | 1044         | 6274.87   | 96    | 713.60    | 10203     | 67917.31   | 443    | 2460.42  | 148053 | 1229037.88 |     |     |
| 10    | HIMACHAL PRADESH  | 66  | 1496.02   | 409                         | 3452.45    | 531              | 17211.12  | 374          | 1331.76   | 0     | 0.00      | 4         | 11.44      | 9      | 63.41    | 1393   | 23566.20   |     |     |
| 11    | JAMMU & KASHMIR   | 0   | 0.00      | 659                         | 1316.06    | 2                | 1.42      | 0            | 0.00      | 0     | 0.00      | 0         | 0.00       | 0      | 0.00     | 661    | 1317.48    |     |     |
| 12    | JHARKHAND         | 57  | 77.70     | 234                         | 698.78     | 68               | 88.29     | 119          | 283.42    | 6     | 6.70      | 0         | 0.00       | 24     | 111.41   | 508    | 1266.30    |     |     |
| 13    | KARNATAKA         | 24728   | 42221.16  | 26265                       | 121710.70  | 175672           | 472669.09 | 36612        | 65688.42  | 49560 | 69421.19  | 9422      | 18777.45   | 7532   | 10821.11 | 329791 | 801309.12  |     |     |
| 14    | KERALA            | 44  | 86.84     | 341                         | 340.35     | 137              | 257.60    | 1026         | 1192.00   | 42    | 42.02     | 248       | 195.09     | 17     | 8.10     | 1855   | 2122.00    |     |     |
| 15    | MADHYA PRADESH    | 790   | 4188.02   | 25106                       | 84000.90   | 44566            | 151114.11 | 148973       | 660031.72 | 2642  | 8492.81   | 8767      | 31977.46   | 779    | 3549.97  | 231623 | 943354.99  |     |     |
| 16    | MAHARASHTRA       | 4025  | 7601.83   | 35603                       | 47539.60   | 126350           | 243222.97 | 7613         | 10693.18  | 2983  | 5037.51   | 494       | 466.29     | 1705   | 1785.26  | 178773 | 316346.64  |     |     |
| 17    | MEGHALAYA         | 0   | 0.00      | 0                           | 0.00       | 0                | 0.00      | 0            | 0.00      | 0     | 0.00      | 0         | 0.00       | 4      | 0.00     | 4      | 0.00       |     |     |
| 18    | NAGALAND          | 3   | 27.00     | 2                           | 25.00      | 0                | 0.00      | 0            | 0.00      | 0     | 0.00      | 0         | 0.00       | 5      | 13.00    | 10     | 65.00      |     |     |
| 19    | ODISHA            | 1162  | 4787.36   | 34083                       | 155547.76  | 3589             | 19943.74  | 19911        | 48190.08  | 212   | 522.13    | 33        | 65.55      | 217    | 362.21   | 59207  | 229418.83  |     |     |
| 20    | PUDUCHERRY        | 1142  | 2916.03   | 76                          | 217.68     | 38               | 146.84    | 24           | 87.20     | 0     | 0.00      | 0         | 0.00       | 0      | 0.00     | 1280   | 3367.75    |     |     |
| 21    | PUNJAB            | 53879   | 252920.13 | 498703                      | 2651667.90 | 17878            | 118542.70 | 23           | 118.03    | 33    | 180.15    | 9         | 30.64      | 3014   | 8138.10  | 573539 | 3031597.65 |     |     |
| 22    | RAJASTHAN         | 4520  | 23480.99  | 26437                       | 140898.22  | 64461            | 360215.05 | 113413       | 632342.48 | 8632  | 41532.74  | 256919    | 2186182.36 | 516    | 2988.92  | 474898 | 3387640.76 |     |     |
| 23    | TAMIL NADU        | 72423   | 239125.64 | 106565                      | 342819.59  | 52895            | 213767.56 | 10774        | 21425.39  | 31186 | 94503.08  | 1027      | 1800.57    | 3439   | 4442.28  | 278309 | 917884.11  |     |     |
| 24    | TELENGANA         | 41797   | 47462.69  | 65805                       | 75628.11   | 153923           | 201939.14 | 63101        | 75118.59  | 18198 | 25883.29  | 5837      | 7977.90    | 222    | 539.05   | 348883 | 434548.77  |     |     |
| 25    | TRIPURA           | 1   | 28.00     | 1                           | 2.00       | 229              | 7791.80   | 0            | 0.00      | 0     | 0.00      | 0         | 0.00       | 0      | 0.00     | 231    | 7821.80    |     |     |



(In Number/In Ha)

| S.No. | State         | No. & PU of Deep Tube well Schemes According to Water Distribution System |            |                             |            |                  |            |              |            |        |           |           |            |        |          |         |             |  |  |
|-------|---------------|---|------------|-----------------------------|------------|------------------|------------|--------------|------------|--------|-----------|-----------|------------|--------|----------|---------|-------------|--|--|
|       |               | Open Water (Lined/Pucca)  |            | Open Water (Unlined/Kutcha) |            | Underground pipe |            | Surface pipe |            | Drip   |           | Sprinkler |            | Others |          | Total   |             |  |  |
|       |               | No.   | IPU        | No.                         | IPU        | No.              | IPU        | No.          | IPU        | No.    | IPU       | No.       | IPU        | No.    | IPU      | No.     | IPU         |  |  |
| (1)   | (2)           | (3)   | (4)        | (5)                         | (6)        | (7)              | (8)        | (9)          | (10)       | (11)   | (12)      | (13)      | (14)       | (15)   | (16)     | (17)    | (18)        |  |  |
| 26    | UTTARAKHAND   | 530   | 25340.12   | 1196                        | 83490.39   | 6                | 233.75     | 1            | 85.00      | 0      | 0.00      | 0         | 0.00       | 2      | 58.45    | 1735    | 109207.71   |  |  |
| 27    | UTTAR PRADESH | 7055  | 158409.06  | 41203                       | 286140.10  | 5597             | 109753.11  | 49313        | 747541.33  | 100    | 2143.09   | 2070      | 25585.90   | 1022   | 13816.90 | 106360  | 1343389.49  |  |  |
| 28    | WEST BENGAL   | 1002  | 16547.89   | 3011                        | 64264.70   | 2989             | 85598.81   | 2587         | 58246.32   | 23     | 514.58    | 106       | 2217.09    | 269    | 6209.98  | 9987    | 233599.37   |  |  |
|       | <b>Total</b>  | 268493  | 1012364.37 | 1187005                     | 5303179.17 | 820160           | 2876308.63 | 757121       | 3249022.01 | 221246 | 451512.12 | 311077    | 2380194.20 | 23377  | 72478.92 | 3588479 | 15345059.42 |  |  |

**MINOR IRRIGATION CENSUS (2017-18)**

**TABLE 4.11: DISTRIBUTION OF IN USE, TEMPORARILY NOT IN USE DEEP TUBEWELLS  
ACCORDING TO WATER LIFTING DEVICE**

(In Number)

| S.No. | State             | Number of schemes by lifting Device |                         |                |                      |               |        |  | Total (3 to 7) |
|-------|-------------------|-------------------------------------|-------------------------|----------------|----------------------|---------------|--------|--|----------------|
|       |                   | Submersible Pump<br>(3)             | Centrifugal Pump<br>(4) | Turbine<br>(5) | Manual/Animal<br>(6) | Others<br>(7) | (8)    |  |                |
| (1)   | (2)               |                                     |                         |                |                      |               |        |  |                |
| 1     | ANDHRA PRADESH    | 490012                              | 14228                   | 2560           | 136                  | 2628          | 509564 |  |                |
| 2     | ARUNACHAL PRADESH | 5                                   | 0                       | 0              | 0                    | 0             | 5      |  |                |
| 3     | ASSAM             | 307                                 | 134                     | 152            | 0                    | 21            | 614    |  |                |
| 4     | BIHAR             | 8882                                | 9175                    | 14756          | 1012                 | 1824          | 35649  |  |                |
| 5     | CHANDIGARH        | 30                                  | 0                       | 0              | 0                    | 0             | 30     |  |                |
| 6     | CHHATISGARH       | 115801                              | 588                     | 233            | 195                  | 449           | 117266 |  |                |
| 7     | GOA               | 3                                   | 2                       | 0              | 0                    | 1             | 6      |  |                |
| 8     | GUJARAT           | 268192                              | 8294                    | 32             | 193                  | 1552          | 278263 |  |                |
| 9     | HARYANA           | 128647                              | 18470                   | 290            | 1                    | 663           | 148071 |  |                |
| 10    | HIMACHAL PRADESH  | 1347                                | 44                      | 4              | 0                    | 5             | 1400   |  |                |
| 11    | JAMMU & KASHMIR   | 653                                 | 1                       | 6              | 0                    | 1             | 661    |  |                |
| 12    | JHARKHAND         | 243                                 | 168                     | 62             | 30                   | 15            | 518    |  |                |
| 13    | KARNATAKA         | 323448                              | 4340                    | 1233           | 130                  | 1173          | 330324 |  |                |
| 14    | KERALA            | 1535                                | 275                     | 37             | 13                   | 6             | 1866   |  |                |
| 15    | MADHYA PRADESH    | 225789                              | 3544                    | 1056           | 89                   | 1679          | 232157 |  |                |
| 16    | MAHARASHTRA       | 142058                              | 29650                   | 979            | 35                   | 6480          | 179202 |  |                |
| 17    | MEGHALAYA         | 0                                   | 3                       | 0              | 0                    | 2             | 5      |  |                |
| 18    | NAGALAND          | 3                                   | 7                       | 0              | 0                    | 0             | 10     |  |                |
| 19    | ODISHA            | 48692                               | 11112                   | 265            | 475                  | 126           | 60670  |  |                |
| 20    | PUDUCHERRY        | 1288                                | 2                       | 0              | 0                    | 0             | 1290   |  |                |
| 21    | PUNJAB            | 558686                              | 14651                   | 107            | 1                    | 179           | 573624 |  |                |
| 22    | RAJASTHAN         | 468904                              | 6074                    | 422            | 116                  | 619           | 476135 |  |                |
| 23    | TAMIL NADU        | 215487                              | 63175                   | 2927           | 3521                 | 4360          | 289470 |  |                |
| 24    | TELENGANA         | 338152                              | 17111                   | 2545           | 74                   | 3645          | 361527 |  |                |

(In Number)

| S.No. | State         | Number of schemes by lifting Device |                         |                |                      |               |                       |         | Total (3 to 7) |
|-------|---------------|-------------------------------------|-------------------------|----------------|----------------------|---------------|-----------------------|---------|----------------|
|       |               | Submersible Pump<br>(3)             | Centrifugal Pump<br>(4) | Turbine<br>(5) | Manual/Animal<br>(6) | Others<br>(7) | Total (3 to 7)<br>(8) |         |                |
| 25    | TRIPURA       | 239                                 | 8                       | 0              | 0                    | 0             | 0                     | 247     |                |
| 26    | UTTARAKHAND   | 1175                                | 514                     | 0              | 0                    | 48            | 1737                  | 1737    |                |
| 27    | UTTAR PRADESH | 84844                               | 20356                   | 602            | 0                    | 860           | 106662                | 106662  |                |
| 28    | WEST BENGAL   | 8705                                | 1093                    | 318            | 0                    | 359           | 10475                 | 10475   |                |
|       | <b>Total</b>  | 3433127                             | 223019                  | 28586          | 6021                 | 26695         | 3717448               | 3717448 |                |

**MINOR IRRIGATION CENSUS (2017-18)**

**TABLE 4.12: DISTRIBUTION OF IN USE, TEMPORARILY NOT IN USE DEEP TUBEWELLS ACCORDING TO SOURCE OF ENERGY**

(In Number)

| S.No. | State             | Number of schemes by source of energy |                    |                   |                    |                      |               |        |  | Total (3 to 8) |
|-------|-------------------|---------------------------------------|--------------------|-------------------|--------------------|----------------------|---------------|--------|--|----------------|
|       |                   | Electric Pump<br>(3)                  | Diesel Pump<br>(4) | Wind mills<br>(5) | Solar pumps<br>(6) | Manual/Animal<br>(7) | Others<br>(8) |        |  |                |
| (1)   | (2)               | (3)                                   | (4)                | (5)               | (6)                | (7)                  | (8)           | (9)    |  |                |
| 1     | ANDHRA PRADESH    | 505919                                | 1435               | 36                | 1528               | 136                  | 510           | 509564 |  |                |
| 2     | ARUNACHAL PRADESH | 3                                     | 2                  | 0                 | 0                  | 0                    | 0             | 5      |  |                |
| 3     | ASSAM             | 534                                   | 79                 | 0                 | 0                  | 0                    | 1             | 614    |  |                |
| 4     | BIHAR             | 8926                                  | 25264              | 52                | 116                | 1012                 | 279           | 35649  |  |                |
| 5     | CHANDIGARH        | 30                                    | 0                  | 0                 | 0                  | 0                    | 0             | 30     |  |                |
| 6     | CHHATISGARH       | 115476                                | 220                | 25                | 1252               | 195                  | 98            | 117266 |  |                |
| 7     | GOA               | 5                                     | 1                  | 0                 | 0                  | 0                    | 0             | 6      |  |                |
| 8     | GUJARAT           | 265444                                | 267                | 12353             | 1                  | 193                  | 5             | 278263 |  |                |
| 9     | HARYANA           | 145972                                | 1638               | 51                | 50                 | 1                    | 359           | 148071 |  |                |
| 10    | HIMACHAL PRADESH  | 1393                                  | 5                  | 1                 | 0                  | 0                    | 1             | 1400   |  |                |
| 11    | JAMMU & KASHMIR   | 658                                   | 3                  | 0                 | 0                  | 0                    | 0             | 661    |  |                |
| 12    | JHARKHAND         | 251                                   | 156                | 19                | 53                 | 30                   | 9             | 518    |  |                |
| 13    | KARNATAKA         | 328926                                | 466                | 91                | 52                 | 130                  | 659           | 330324 |  |                |
| 14    | KERALA            | 1833                                  | 17                 | 0                 | 0                  | 13                   | 3             | 1866   |  |                |
| 15    | MADHYA PRADESH    | 230728                                | 753                | 27                | 163                | 89                   | 397           | 232157 |  |                |
| 16    | MAHARASHTRA       | 177354                                | 813                | 80                | 21                 | 35                   | 899           | 179202 |  |                |
| 17    | MEGHALAYA         | 2                                     | 1                  | 0                 | 0                  | 0                    | 2             | 5      |  |                |
| 18    | NAGALAND          | 0                                     | 8                  | 0                 | 2                  | 0                    | 0             | 10     |  |                |
| 19    | ODISHA            | 55959                                 | 3989               | 35                | 154                | 475                  | 58            | 60670  |  |                |
| 20    | PUDUCHERRY        | 1289                                  | 0                  | 0                 | 0                  | 0                    | 1             | 1290   |  |                |
| 21    | PUNJAB            | 564984                                | 8447               | 63                | 77                 | 1                    | 52            | 573624 |  |                |
| 22    | RAJASTHAN         | 462628                                | 12227              | 163               | 755                | 116                  | 246           | 476135 |  |                |
| 23    | TAMIL NADU        | 280431                                | 4095               | 256               | 206                | 3521                 | 961           | 289470 |  |                |

(In Number)

| S.No. | State         | Number of schemes by source of energy |             |            |             |               |        |         | Total (3 to 8) |
|-------|---------------|---------------------------------------|-------------|------------|-------------|---------------|--------|---------|----------------|
|       |               | Electric Pump                         | Diesel Pump | Wind mills | Solar pumps | Manual/Animal | Others |         |                |
| (1)   | (2)           | (3)                                   | (4)         | (5)        | (6)         | (7)           | (8)    | (9)     |                |
| 24    | TELENGANA     | 360539                                | 610         | 99         | 41          | 74            | 164    | 361527  |                |
| 25    | TRIPURA       | 247                                   | 0           | 0          | 0           | 0             | 0      | 247     |                |
| 26    | UTTARAKHAND   | 1450                                  | 230         | 0          | 0           | 0             | 57     | 1737    |                |
| 27    | UTTAR PRADESH | 88722                                 | 17626       | 54         | 51          | 0             | 209    | 106662  |                |
| 28    | WEST BENGAL   | 9769                                  | 467         | 11         | 68          | 0             | 160    | 10475   |                |
|       | <b>Total</b>  | 3609472                               | 78819       | 13416      | 4590        | 6021          | 5130   | 3717448 |                |

**MINOR IRRIGATION CENSUS (2017-18)**

**TABLE 4.13: DISTRIBUTION OF IN USE, TEMPORARILY NOT IN USE DEEP TUBEWELLS ACCORDING TO HORSE POWER OF LIFTING DEVICE**

| S.No. | State             | No. of Deep tube well by horse power of lifting devices |         |          |         |               | Total(7 and 8) |                             |
|-------|-------------------|---|---------|----------|---------|---------------|----------------|-----------------------------|
|       |                   | 0-6 hp  | 6-12 hp | 12-18 hp | >=18 hp | Total(3 to 6) |                | Schemes without horse power |
| (1)   | (2)               | (3)   | (4)     | (5)      | (6)     | (7)           | (8)            | (9)                         |
| 1     | ANDHRA PRADESH    | 57689   | 379431  | 56866    | 15442   | 509428        | 136            | 509564                      |
| 2     | ARUNACHAL PRADESH | 0   | 4       | 1        | 0       | 5             | 0              | 5                           |
| 3     | ASSAM             | 190   | 242     | 11       | 171     | 614           | 0              | 614                         |
| 4     | BIHAR             | 10056   | 23195   | 260      | 1126    | 34637         | 1012           | 35649                       |
| 5     | CHANDIGARH        | 0   | 1       | 0        | 29      | 30            | 0              | 30                          |
| 6     | CHHATISGARH       | 116469  | 62      | 519      | 21      | 117071        | 195            | 117266                      |
| 7     | GOA               | 1   | 5       | 0        | 0       | 6             | 0              | 6                           |
| 8     | GUJARAT           | 24011   | 116460  | 64548    | 73056   | 278075        | 188            | 278263                      |
| 9     | HARYANA           | 3234  | 30651   | 41537    | 72648   | 148070        | 1              | 148071                      |
| 10    | HIMACHAL PRADESH  | 237   | 394     | 153      | 616     | 1400          | 0              | 1400                        |
| 11    | JAMMU & KASHMIR   | 647   | 11      | 0        | 3       | 661           | 0              | 661                         |
| 12    | JHARKHAND         | 154   | 248     | 16       | 70      | 488           | 30             | 518                         |
| 13    | KARNATAKA         | 130459  | 178707  | 15696    | 5332    | 330194        | 130            | 330324                      |
| 14    | KERALA            | 1687  | 161     | 2        | 3       | 1853          | 13             | 1866                        |
| 15    | MADHYA PRADESH    | 114520  | 100135  | 16806    | 607     | 232068        | 89             | 232157                      |
| 16    | MAHARASHTRA       | 174079  | 4463    | 393      | 232     | 179167        | 35             | 179202                      |
| 17    | MEGHALAYA         | 0   | 3       | 0        | 2       | 5             | 0              | 5                           |
| 18    | NAGALAND          | 10  | 0       | 0        | 0       | 10            | 0              | 10                          |
| 19    | ODISHA            | 54875   | 4920    | 89       | 311     | 60195         | 475            | 60670                       |
| 20    | PUDUCHERRY        | 24  | 396     | 662      | 208     | 1290          | 0              | 1290                        |
| 21    | PUNJAB            | 34601   | 262661  | 203730   | 72631   | 573623        | 1              | 573624                      |
| 22    | RAJASTHAN         | 26343   | 177763  | 118449   | 153464  | 476019        | 116            | 476135                      |
| 23    | TAMIL NADU        | 4986  | 248831  | 23926    | 8207    | 285950        | 3520           | 289470                      |

(In Number)

(In Number)

| S.No. | State         | No. of Deep tube well by horse power of lifting devices |         |          |         |               |      | Schemes without horse power | Total (7 and 8) |
|-------|---------------|---|---------|----------|---------|---------------|------|-----------------------------|-----------------|
|       |               | 0-6 hp  | 6-12 hp | 12-18 hp | >=18 hp | Total(3 to 6) | (8)  |                             |                 |
| (1)   | (2)           | (3)   | (4)     | (5)      | (6)     | (7)           | (8)  | (9)                         |                 |
| 24    | TELENGANA     | 4173  | 355749  | 1484     | 47      | 361453        | 74   | 361527                      |                 |
| 25    | TRIPURA       | 0   | 37      | 107      | 103     | 247           | 0    | 247                         |                 |
| 26    | UTTARAKHAND   | 332   | 884     | 196      | 325     | 1737          | 0    | 1737                        |                 |
| 27    | UTTAR PRADESH | 1315  | 68109   | 32416    | 4822    | 106662        | 0    | 106662                      |                 |
| 28    | WEST BENGAL   | 0   | 0       | 0        | 10475   | 10475         | 0    | 10475                       |                 |
|       | <b>Total</b>  | 760092  | 1953523 | 577867   | 419951  | 3711433       | 6015 | 3717448                     |                 |

**MINOR IRRIGATION CENSUS (2017-18)**

**TABLE 4.14: DISTRIBUTION OF IN USE, TEMPORARILY NOT IN USE DEEP TUBEWELLS ACCORDING TO TOTAL PUMPING HOURS OF OPERATION**

(In Number)

| S.No. | State             | During Kharif Season |             |             |             |              |            | During Rabi Season |          |             |             |             |              | Total (10 to 15) |            |
|-------|-------------------|----------------------|-------------|-------------|-------------|--------------|------------|--------------------|----------|-------------|-------------|-------------|--------------|------------------|------------|
|       |                   | <200 hrs             | 200-400 hrs | 400-600 hrs | 600-800 hrs | 800-1000 hrs | >=1000 hrs | Total (3 to 8)     | <200 hrs | 200-400 hrs | 400-600 hrs | 600-800 hrs | 800-1000 hrs |                  | >=1000 hrs |
| (1)   | (2)               | (3)                  | (4)         | (5)         | (6)         | (7)          | (8)        | (9)                | (10)     | (11)        | (12)        | (13)        | (14)         | (15)             | (16)       |
| 1     | ANDHRA PRADESH    | 185328               | 77232       | 82500       | 84561       | 57777        | 22030      | 509428             | 234285   | 69164       | 70908       | 76379       | 41940        | 16752            | 509428     |
| 2     | ARUNACHAL PRADESH | 4                    | 0           | 1           | 0           | 0            | 0          | 5                  | 4        | 0           | 0           | 1           | 0            | 0                | 5          |
| 3     | ASSAM             | 514                  | 52          | 31          | 11          | 4            | 2          | 614                | 458      | 112         | 37          | 4           | 1            | 2                | 614        |
| 4     | BIHAR             | 12614                | 6760        | 3025        | 1421        | 724          | 10093      | 34637              | 15334    | 6593        | 1864        | 885         | 3266         | 6695             | 34637      |
| 5     | CHANDIGARH        | 4                    | 0           | 1           | 0           | 0            | 25         | 30                 | 4        | 0           | 1           | 0           | 1            | 24               | 30         |
| 6     | CHHATTISGARH      | 46101                | 40121       | 16624       | 7804        | 3307         | 3114       | 117071             | 40772    | 33293       | 13545       | 13717       | 6711         | 9033             | 117071     |
| 7     | GOA               | 6                    | 0           | 0           | 0           | 0            | 0          | 6                  | 6        | 0           | 0           | 0           | 0            | 0                | 6          |
| 8     | GUJARAT           | 276249               | 1767        | 4           | 17          | 4            | 34         | 278075             | 1011     | 1321        | 110986      | 164699      | 50           | 8                | 278075     |
| 9     | HARYANA           | 12518                | 40779       | 62111       | 16489       | 11115        | 5058       | 148070             | 68864    | 54568       | 6518        | 6200        | 6740         | 5180             | 148070     |
| 10    | HIMACHAL PRADESH  | 806                  | 232         | 199         | 60          | 38           | 65         | 1400               | 493      | 442         | 125         | 91          | 67           | 182              | 1400       |
| 11    | JAMMU & KASHMIR   | 5                    | 4           | 0           | 1           | 4            | 647        | 661                | 9        | 651         | 1           | 0           | 0            | 0                | 661        |
| 12    | JHARKHAND         | 312                  | 66          | 39          | 27          | 35           | 9          | 488                | 397      | 81          | 8           | 0           | 1            | 1                | 488        |
| 13    | KARNATAKA         | 144694               | 103442      | 22135       | 45780       | 9595         | 4548       | 330194             | 187863   | 88787       | 32078       | 12110       | 5634         | 3722             | 330194     |
| 14    | KERALA            | 1784                 | 49          | 19          | 1           | 0            | 0          | 1853               | 1556     | 174         | 73          | 18          | 12           | 20               | 1853       |
| 15    | MADHYA PRADESH    | 212020               | 11200       | 4050        | 3609        | 920          | 269        | 232068             | 38728    | 56518       | 46024       | 43282       | 32514        | 15002            | 232068     |
| 16    | MAHARASHTRA       | 85873                | 81145       | 939         | 528         | 68           | 10614      | 179167             | 65217    | 91880       | 7944        | 2648        | 498          | 10980            | 179167     |
| 17    | MEGHALAYA         | 4                    | 0           | 0           | 1           | 0            | 0          | 5                  | 4        | 0           | 0           | 1           | 0            | 0                | 5          |
| 18    | NAGALAND          | 10                   | 0           | 0           | 0           | 0            | 0          | 10                 | 10       | 0           | 0           | 0           | 0            | 0                | 10         |
| 19    | ODISHA            | 32108                | 8594        | 14074       | 4793        | 359          | 267        | 60195              | 20419    | 9687        | 9390        | 9068        | 9063         | 2568             | 60195      |
| 20    | PUDUCHERRY        | 438                  | 314         | 280         | 144         | 73           | 41         | 1290               | 515      | 442         | 209         | 94          | 16           | 14               | 1290       |
| 21    | PUNJAB            | 25175                | 88004       | 198684      | 198060      | 53671        | 10029      | 573623             | 518111   | 42328       | 7616        | 4089        | 444          | 1035             | 573623     |
| 22    | RAJASTHAN         | 292203               | 68291       | 32125       | 29115       | 33471        | 20814      | 476019             | 44741    | 49274       | 102247      | 196595      | 70040        | 13122            | 476019     |
| 23    | TAMIL NADU        | 162662               | 43767       | 28598       | 20120       | 14688        | 16115      | 285950             | 182506   | 45644       | 26489       | 12645       | 8084         | 10582            | 285950     |
| 24    | TELENGANA         | 17481                | 53504       | 85004       | 79414       | 76071        | 49979      | 361453             | 27236    | 36456       | 50410       | 79322       | 88779        | 80250            | 361453     |
| 25    | TRIPURA           | 130                  | 92          | 23          | 1           | 0            | 1          | 247                | 63       | 111         | 46          | 24          | 2            | 1                | 247        |
| 26    | UTTARAKHAND       | 213                  | 967         | 341         | 124         | 40           | 52         | 1737               | 828      | 637         | 144         | 61          | 14           | 53               | 1737       |
| 27    | UTTAR PRADESH     | 54173                | 33588       | 8459        | 5040        | 4204         | 1198       | 106662             | 36532    | 36227       | 19143       | 8545        | 2656         | 3559             | 106662     |
| 28    | WEST BENGAL       | 8730                 | 1745        | 0           | 0           | 0            | 0          | 10475              | 10445    | 30          | 0           | 0           | 0            | 0                | 10475      |
|       | <b>Total</b>      | 1572159              | 661715      | 559266      | 497121      | 266168       | 155004     | 3711433            | 1496411  | 624420      | 505806      | 629478      | 276533       | 178785           | 3711433    |



**MINOR IRRIGATION CENSUS (2017-18)**

**TABLE 4.15: DISTRIBUTION OF IN USE, TEMPORARILY NOT IN USE DEEP TUBEWELLS  
ACCORDING TO AVERAGE HOURS OF PUMPING PER DAY**

| S.No. | State             | During Kharif Season |         |          |           |           |           |                | During Rabi Season |         |          |           |           |           |        | Total (10 to 15) |  |  |
|-------|-------------------|----------------------|---------|----------|-----------|-----------|-----------|----------------|--------------------|---------|----------|-----------|-----------|-----------|--------|------------------|--|--|
|       |                   | 0-4 hrs              | 4-8 hrs | 8-12 hrs | 12-16 hrs | 16-20 hrs | 20-24 hrs | Total (3 to 8) | 0-4 hrs            | 4-8 hrs | 8-12 hrs | 12-16 hrs | 16-20 hrs | 20-24 hrs |        |                  |  |  |
|       |                   | (3)                  | (4)     | (5)      | (6)       | (7)       | (8)       | (9)            | (10)               | (11)    | (12)     | (13)      | (14)      | (15)      | (16)   |                  |  |  |
| (1)   | (2)               |                      |         |          |           |           |           |                |                    |         |          |           |           |           |        |                  |  |  |
| 1     | ANDHRA PRADESH    | 163452               | 285170  | 58340    | 1555      | 170       | 741       | 509428         | 212866             | 244223  | 49628    | 1735      | 139       | 837       | 509428 |                  |  |  |
| 2     | ARUNACHAL PRADESH | 1                    | 1       | 2        | 1         | 0         | 0         | 5              | 1                  | 3       | 0        | 0         | 1         | 0         | 5      |                  |  |  |
| 3     | ASSAM             | 301                  | 263     | 45       | 0         | 0         | 5         | 614            | 330                | 233     | 49       | 0         | 0         | 2         | 614    |                  |  |  |
| 4     | BIHAR             | 2233                 | 5181    | 11850    | 12720     | 1709      | 944       | 34637          | 1815               | 9158    | 10619    | 11540     | 1062      | 443       | 34637  |                  |  |  |
| 5     | CHANDIGARH        | 4                    | 2       | 1        | 4         | 1         | 18        | 30             | 4                  | 2       | 2        | 4         | 0         | 18        | 30     |                  |  |  |
| 6     | CHHATISGARH       | 15399                | 30477   | 52008    | 13737     | 3172      | 2278      | 117071         | 14556              | 29176   | 44400    | 20181     | 5442      | 3316      | 117071 |                  |  |  |
| 7     | GOA               | 6                    | 0       | 0        | 0         | 0         | 0         | 6              | 6                  | 0       | 0        | 0         | 0         | 0         | 6      |                  |  |  |
| 8     | GUJARAT           | 137669               | 140389  | 13       | 0         | 0         | 4         | 278075         | 723                | 274472  | 2873     | 1         | 0         | 6         | 278075 |                  |  |  |
| 9     | HARYANA           | 3183                 | 52692   | 90944    | 919       | 88        | 244       | 148070         | 8825               | 117465  | 19733    | 1765      | 103       | 179       | 148070 |                  |  |  |
| 10    | HIMACHAL PRADESH  | 457                  | 438     | 407      | 70        | 24        | 4         | 1400           | 238                | 493     | 426      | 189       | 49        | 5         | 1400   |                  |  |  |
| 11    | JAMMU & KASHMIR   | 4                    | 3       | 5        | 649       | 0         | 0         | 661            | 6                  | 2       | 653      | 0         | 0         | 0         | 661    |                  |  |  |
| 12    | JHARKHAND         | 162                  | 211     | 96       | 12        | 1         | 6         | 488            | 231                | 234     | 16       | 6         | 0         | 1         | 488    |                  |  |  |
| 13    | KARNATAKA         | 110973               | 198004  | 14079    | 6598      | 46        | 494       | 330194         | 142964             | 170384  | 16004    | 366       | 57        | 419       | 330194 |                  |  |  |
| 14    | KERALA            | 1690                 | 108     | 50       | 4         | 1         | 0         | 1853           | 1536               | 219     | 88       | 5         | 0         | 5         | 1853   |                  |  |  |
| 15    | MADHYA PRADESH    | 190477               | 21825   | 18129    | 1205      | 150       | 282       | 232068         | 7534               | 68527   | 146111   | 8366      | 710       | 820       | 232068 |                  |  |  |
| 16    | MAHARASHTRA       | 45613                | 116261  | 6117     | 11042     | 48        | 86        | 179167         | 24388              | 128611  | 14061    | 1343      | 10679     | 85        | 179167 |                  |  |  |
| 17    | MEGHALAYA         | 0                    | 3       | 2        | 0         | 0         | 0         | 5              | 3                  | 1       | 1        | 0         | 0         | 0         | 5      |                  |  |  |
| 18    | NAGALAND          | 8                    | 2       | 0        | 0         | 0         | 0         | 10             | 8                  | 2       | 0        | 0         | 0         | 10        |        |                  |  |  |
| 19    | ODISHA            | 28152                | 28217   | 2714     | 695       | 248       | 169       | 60195          | 16813              | 35445   | 5451     | 1222      | 655       | 609       | 60195  |                  |  |  |
| 20    | PUDUCHERRY        | 221                  | 518     | 385      | 125       | 29        | 12        | 1290           | 306                | 605     | 270      | 97        | 11        | 1         | 1290   |                  |  |  |
| 21    | PUNJAB            | 2088                 | 168043  | 400419   | 2308      | 158       | 607       | 573623         | 34566              | 525614  | 12018    | 1038      | 176       | 211       | 573623 |                  |  |  |
| 22    | RAJASTHAN         | 251395               | 217034  | 7238     | 297       | 25        | 30        | 476019         | 18270              | 411473  | 42646    | 2808      | 398       | 424       | 476019 |                  |  |  |
| 23    | TAMIL NADU        | 176843               | 60430   | 32271    | 13105     | 1088      | 2213      | 285950         | 88507              | 66013   | 18442    | 11072     | 522       | 1394      | 285950 |                  |  |  |

(In Number)

(In Number)

| S.No. | State         | During Kharif Season |         |          |           |           |           |                | During Rabi Season |         |          |           |           |           |                  |
|-------|---------------|----------------------|---------|----------|-----------|-----------|-----------|----------------|--------------------|---------|----------|-----------|-----------|-----------|------------------|
|       |               | 0-4 hrs              | 4-8 hrs | 8-12 hrs | 12-16 hrs | 16-20 hrs | 20-24 hrs | Total (3 to 8) | 0-4 hrs            | 4-8 hrs | 8-12 hrs | 12-16 hrs | 16-20 hrs | 20-24 hrs | Total (10 to 15) |
| (1)   | (2)           | (3)                  | (4)     | (5)      | (6)       | (7)       | (8)       | (9)            | (10)               | (11)    | (12)     | (13)      | (14)      | (15)      | (16)             |
| 24    | TELENGANA     | 25504                | 207274  | 104097   | 20050     | 3295      | 1233      | 361453         | 38640              | 153213  | 123815   | 39384     | 3338      | 3063      | 361453           |
| 25    | TRIPURA       | 84                   | 159     | 3        | 0         | 0         | 1         | 247            | 35                 | 188     | 23       | 0         | 0         | 1         | 247              |
| 26    | UTTARAKHAND   | 41                   | 319     | 963      | 332       | 52        | 30        | 1737           | 43                 | 532     | 929      | 210       | 9         | 14        | 1737             |
| 27    | UTTAR PRADESH | 7986                 | 44599   | 46190    | 5747      | 1132      | 1008      | 106662         | 7001               | 34544   | 47537    | 12804     | 2922      | 1854      | 106662           |
| 28    | WEST BENGAL   | 1527                 | 7687    | 1261     | 0         | 0         | 0         | 10475          | 2383               | 8092    | 0        | 0         | 0         | 0         | 10475            |
|       | <b>Total</b>  | 1165473              | 1585310 | 847629   | 91175     | 11437     | 10409     | 3711433        | 722598             | 2278924 | 555795   | 114136    | 26273     | 13707     | 3711433          |

**MINOR IRRIGATION CENSUS (2017-18)**

**TABLE 4.16: DISTRIBUTION OF DEEP TUBEWELLS ACCORDING TO DEPTH**

(In Number)

| S.No. | State             | No. by the depth of Deep tube well |                     |                      |                        |                       |                  |        |        | Total (3 to 8) |
|-------|-------------------|------------------------------------|---------------------|----------------------|------------------------|-----------------------|------------------|--------|--------|----------------|
|       |                   | 0 to 70 mts<br>(3)                 | 70 to 90 mts<br>(4) | 90 to 110 mts<br>(5) | 11 0 to 130 mts<br>(6) | 130 to 150 mts<br>(7) | >=150 mts<br>(8) | (9)    |        |                |
| 1     | ANDHRA PRADESH    | 0                                  | 120240              | 149582               | 62376                  | 67498                 | 125897           | 525593 | 5      |                |
| 2     | ARUNACHAL PRADESH | 0                                  | 5                   | 0                    | 0                      | 0                     | 0                | 0      | 674    |                |
| 3     | ASSAM             | 0                                  | 582                 | 63                   | 7                      | 18                    | 4                | 35777  | 30     |                |
| 4     | BIHAR             | 0                                  | 6838                | 27956                | 554                    | 232                   | 197              | 117354 | 7      |                |
| 5     | CHANDIGARH        | 0                                  | 0                   | 0                    | 1                      | 0                     | 29               | 148073 | 1405   |                |
| 6     | CHHATISGARH       | 0                                  | 62520               | 43341                | 8013                   | 1956                  | 1524             | 279040 | 661    |                |
| 7     | GOA               | 0                                  | 4                   | 3                    | 0                      | 0                     | 0                | 16387  | 520    |                |
| 8     | GUJARAT           | 0                                  | 81446               | 76513                | 49112                  | 35695                 | 36274            | 148073 | 1871   |                |
| 9     | HARYANA           | 0                                  | 65937               | 29005                | 18605                  | 18139                 | 16387            | 330824 | 232720 |                |
| 10    | HIMACHAL PRADESH  | 0                                  | 531                 | 456                  | 289                    | 70                    | 59               | 1405   | 661    |                |
| 11    | JAMMU & KASHMIR   | 0                                  | 263                 | 340                  | 55                     | 0                     | 3                | 520    | 330824 |                |
| 12    | JHARKHAND         | 0                                  | 56                  | 210                  | 96                     | 26                    | 132              | 1871   | 232720 |                |
| 13    | KARNATAKA         | 0                                  | 285502              | 18441                | 11708                  | 3973                  | 11200            | 330824 | 1871   |                |
| 14    | KERALA            | 0                                  | 727                 | 714                  | 235                    | 65                    | 130              | 1871   | 232720 |                |
| 15    | MADHYA PRADESH    | 0                                  | 67507               | 74571                | 39235                  | 20363                 | 31044            | 179583 | 5      |                |
| 16    | MAHARASHTRA       | 0                                  | 52519               | 52041                | 68619                  | 550 4                 | 900              | 179583 | 5      |                |
| 17    | MEGHALAYA         | 0                                  | 1                   | 3                    | 1                      | 0                     | 0                | 5      | 10     |                |
| 18    | NAGALAND          | 0                                  | 10                  | 0                    | 0                      | 0                     | 0                | 10     | 61434  |                |
| 19    | ODISHA            | 0                                  | 38012               | 17540                | 2963                   | 1829                  | 1090             | 61434  | 1341   |                |
| 20    | PUDUCHERRY        | 0                                  | 517                 | 585                  | 58                     | 47                    | 134              | 1341   | 573630 |                |
| 21    | PUNJAB            | 0                                  | 243257              | 198227               | 88392                  | 25698                 | 18056            | 573630 | 478286 |                |
| 22    | RAJASTHAN         | 0                                  | 78867               | 101410               | 84402                  | 40564                 | 173043           | 478286 | 293934 |                |
| 23    | TAMIL NADU        | 0                                  | 45987               | 102292               | 46254                  | 22074                 | 77327            | 293934 | 367519 |                |
| 24    | TELENGANA         | 2975                               | 197195              | 96191                | 42418                  | 10409                 | 18331            | 367519 | 266    |                |
| 25    | TRIPURA           | 0                                  | 2                   | 17                   | 8                      | 11                    | 228              | 266    |        |                |

(In Number)

| S.No. | State         | No. by the depth of Deep tube well |                        |                      |                           |                          |                     |                       |  | Total (3 to 8) |
|-------|---------------|------------------------------------|------------------------|----------------------|---------------------------|--------------------------|---------------------|-----------------------|--|----------------|
|       |               | 0 to 70<br>mts<br>(3)              | 70 to 90<br>mts<br>(4) | 90 to 110 mts<br>(5) | 11 0 to 130<br>mts<br>(6) | 130 to 150<br>mts<br>(7) | >=150<br>mts<br>(8) | Total (3 to 8)<br>(9) |  |                |
| 26    | UTTARAKHAND   | 0                                  | 529                    | 844                  | 119                       | 41                       | 206                 | 1739                  |  |                |
| 27    | UTTAR PRADESH | 1                                  | 57825                  | 37811                | 7072                      | 1290                     | 2884                | 106883                |  |                |
| 28    | WEST BENGAL   | 0                                  | 1564                   | 968                  | 5264                      | 1095                     | 2172                | 11063                 |  |                |
|       | <b>Total</b>  | 2976                               | 1408443                | 1029124              | 535856                    | 256597                   | 517251              | 3750247               |  |                |

**MINOR IRRIGATION CENSUS (2017-18)**

**TTABLE 4.17: DISTRIBUTION OF DEEP TUBEWELLS IN AND OUTSIDE  
THE COMMAND AREA OF MAJOR/MEDIUM PROJECTS**

(In Number)

| S.No. | State             | Outside command | No. of Deep tube wells inside the command area - by reasons  |   |  |               | Total (3+8) |                |
|-------|-------------------|-----------------|--|---|--|---------------|-------------|----------------|
|       |                   |                 | Water not available up to the field from major/medium scheme | Water available but not adequate for irrigation | Water available but not useable for irrigation | Other reasons |             | Total (4 to 7) |
| (1)   | (2)               | (3)             | (4)  | (5)   | (6)  | (7)           | (8)         | (9)            |
| 1     | ANDHRA PRADESH    | 504540          | 7898   | 8823  | 827  | 3505          | 21053       | 525593         |
| 2     | ARUNACHAL PRADESH | 4               | 0  | 0   | 0  | 1             | 1           | 5              |
| 3     | ASSAM             | 668             | 0  | 0   | 2  | 4             | 6           | 674            |
| 4     | BIHAR             | 35508           | 28   | 174   | 15   | 52            | 269         | 35777          |
| 5     | CHANDIGARH        | 30              | 0  | 0   | 0  | 0             | 0           | 30             |
| 6     | CHHATISGARH       | 113521          | 298  | 2404  | 7  | 1124          | 3833        | 117354         |
| 7     | GOA               | 7               | 0  | 0   | 0  | 0             | 0           | 7              |
| 8     | GUJARAT           | 248217          | 18248  | 1218  | 1  | 11356         | 30823       | 279040         |
| 9     | HARYANA           | 129679          | 887  | 7059  | 114  | 10334         | 18394       | 148073         |
| 10    | HIMACHAL PRADESH  | 1404            | 0  | 1   | 0  | 0             | 1           | 1405           |
| 11    | JAMMU & KASHMIR   | 661             | 0  | 0   | 0  | 0             | 0           | 661            |
| 12    | JHARKHAND         | 520             | 0  | 0   | 0  | 0             | 0           | 520            |
| 13    | KARNATAKA         | 325688          | 717  | 1566  | 32   | 2821          | 5136        | 330824         |
| 14    | KERALA            | 1591            | 49   | 220   | 2  | 9             | 280         | 1871           |
| 15    | MADHYA PRADESH    | 181729          | 123  | 50405   | 10   | 453           | 50991       | 232720         |
| 16    | MAHARASHTRA       | 166879          | 65   | 100   | 0  | 12539         | 12704       | 179583         |
| 17    | MEGHALAYA         | 5               | 0  | 0   | 0  | 0             | 0           | 5              |
| 18    | NAGALAND          | 10              | 0  | 0   | 0  | 0             | 0           | 10             |
| 19    | ODISHA            | 33108           | 20962  | 3012  | 35   | 4317          | 28326       | 61434          |
| 20    | PUDUCHERRY        | 1341            | 0  | 0   | 0  | 0             | 0           | 1341           |
| 21    | PUNJAB            | 510212          | 4111   | 44098   | 1226   | 13983         | 63418       | 573630         |
| 22    | RAJASTHAN         | 471230          | 2103   | 3538  | 70   | 1345          | 7056        | 478286         |
| 23    | TAMIL NADU        | 280676          | 1395   | 9151  | 305  | 2407          | 13258       | 293934         |

(In Number)

| S.No. | State         | Outside command | No. of Deep tube wells inside the command area - by reasons      |   |  |                   |                    | Total (3+8) |
|-------|---------------|-----------------|--|---|--|-------------------|--------------------|-------------|
|       |               |                 | Water not available up to the field from major/medium scheme (4) | Water available but not adequate for irrigation (5) | Water available but not useable for irrigation (6) | Other reasons (7) | Total (4 to 7) (8) |             |
| (1)   | (2)           | (3)             | (4)  | (5)   | (6)  | (7)               | (8)                | (9)         |
| 24    | TELENGANA     | 358036          | 1782   | 5333  | 194  | 2174              | 9483               | 367519      |
| 25    | TRIPURA       | 266             | 0  | 0   | 0  | 0                 | 0                  | 266         |
| 26    | UTTARAKHAND   | 1739            | 0  | 0   | 0  | 0                 | 0                  | 1739        |
| 27    | UTTAR PRADESH | 105828          | 171  | 365   | 10   | 509               | 1055               | 106883      |
| 28    | WEST BENGAL   | 10969           | 0  | 0   | 0  | 94                | 94                 | 11063       |
|       | <b>Total</b>  | 3484066         | 58837  | 137467  | 2850   | 67027             | 266181             | 3750247     |

**MINOR IRRIGATION CENSUS (2017-18)**

**TABLE 4.18.1: CCA AND SEASON WISE POTENTIAL CREATED THROUGH DEEP TUBEWELLS - ALL SCHEMES**

(In Hectares)

| S.No. | State             | Culturable Command Area<br>(3) | Irrigation potential created |             |                  |              |            | Total(4 to 7)<br>(8) |
|-------|-------------------|--------------------------------|------------------------------|-------------|------------------|--------------|------------|----------------------|
|       |                   |                                | Kharif<br>(4)                | Rabi<br>(5) | Perennial<br>(6) | Other<br>(7) |            |                      |
| 1     | ANDHRA PRADESH    | 671061.91                      | 399491.30                    | 291028.79   | 144223.72        | 10433.22     | 845177.03  |                      |
| 2     | ARUNACHAL PRADESH | 253.00                         | 248.00                       | 23.00       | 0.00             | 11.00        | 282.00     |                      |
| 3     | ASSAM             | 16049.47                       | 10039.44                     | 7414.11     | 245.08           | 93.06        | 17791.69   |                      |
| 4     | BIHAR             | 245142.70                      | 151419.85                    | 131822.18   | 20925.61         | 48899.07     | 353066.71  |                      |
| 5     | CHANDIGARH        | 1040.11                        | 884.47                       | 884.47      | 0.00             | 3.00         | 1771.94    |                      |
| 6     | CHHATISGARH       | 279463.75                      | 205225.33                    | 179559.71   | 526.66           | 79.74        | 385391.44  |                      |
| 7     | GOA               | 4.67                           | 0.00                         | 0.00        | 4.67             | 0.00         | 4.67       |                      |
| 8     | GUJARAT           | 832908.65                      | 523856.65                    | 527441.36   | 200364.78        | 4623.11      | 1256285.90 |                      |
| 9     | HARYANA           | 640760.24                      | 615310.40                    | 616073.17   | 8353.00          | 185.11       | 1239921.68 |                      |
| 10    | HIMACHAL PRADESH  | 165669.64                      | 11978.57                     | 14706.42    | 84.33            | 51.76        | 26821.08   |                      |
| 11    | JAMMU & KASHMIR   | 678.10                         | 675.10                       | 641.10      | 3.00             | 3.00         | 1322.20    |                      |
| 12    | JHARKHAND         | 1345.50                        | 972.15                       | 469.13      | 30.96            | 30.62        | 1502.86    |                      |
| 13    | KARNATAKA         | 657694.42                      | 550465.10                    | 166254.17   | 34967.56         | 64062.09     | 815748.92  |                      |
| 14    | KERALA            | 2000.58                        | 477.97                       | 580.34      | 1061.11          | 59.94        | 2179.36    |                      |
| 15    | MADHYA PRADESH    | 910849.88                      | 155002.68                    | 845537.23   | 11841.53         | 17083.36     | 1029464.80 |                      |
| 16    | MAHARASHTRA       | 326391.11                      | 159171.63                    | 145193.87   | 39286.21         | 3546.31      | 347198.02  |                      |
| 17    | MEGHALAYA         | 40.00                          | 40.00                        | 25.00       | 0.00             | 2.00         | 67.00      |                      |
| 18    | NAGALAND          | 112.00                         | 79.00                        | 32.00       | 11.00            | 0.00         | 122.00     |                      |
| 19    | ODISHA            | 224181.26                      | 181777.48                    | 126337.75   | 411.17           | 303.12       | 308829.52  |                      |
| 20    | PUDUCHERRY        | 1958.11                        | 1517.14                      | 1454.38     | 144.69           | 292.74       | 3408.95    |                      |
| 21    | PUNJAB            | 1702155.71                     | 1684350.82                   | 1684812.68  | 10979.91         | 6290.12      | 3386433.53 |                      |
| 22    | RAJASTHAN         | 3127321.87                     | 957091.70                    | 2683553.91  | 17648.55         | 78279.89     | 3736574.05 |                      |
| 23    | TAMIL NADU        | 859828.74                      | 519410.05                    | 298009.12   | 174038.09        | 31462.87     | 1022920.13 |                      |
| 24    | TELENGANA         | 360388.84                      | 298300.10                    | 227720.17   | 4025.54          | 2631.85      | 532677.66  |                      |

(In Hectares)

| S.No. | State         | Culturable Command Area | Irrigation potential created |             |                  |              |             | Total(4 to 7) |
|-------|---------------|-------------------------|------------------------------|-------------|------------------|--------------|-------------|---------------|
|       |               |                         | Kharif<br>(4)                | Rabi<br>(5) | Perennial<br>(6) | Other<br>(7) | (8)         |               |
| 25    | TRIPURA       | 5194.90                 | 4768.10                      | 4083.30     | 17.00            | 933.90       | 9802.30     |               |
| 26    | UTTARAKHAND   | 70711.15                | 56215.16                     | 57397.68    | 5014.55          | 4730.48      | 123357.87   |               |
| 27    | UTTAR PRADESH | 1286164.69              | 583971.84                    | 705746.45   | 170752.78        | 263345.06    | 1723816.13  |               |
| 28    | WEST BENGAL   | 174821.90               | 116561.46                    | 94833.08    | 10202.85         | 72097.92     | 293695.31   |               |
|       | <b>Total</b>  | 12415092.90             | 7189301.49                   | 8811634.57  | 855164.35        | 609534.34    | 17465634.75 |               |



**MINOR IRRIGATION CENSUS (2017-18)**

**TABLE 4.18.2: CCA AND SEASON WISE POTENTIAL CREATED THROUGH IN USE DEEP TUBEWELLS**

(In Hectares)

| S.No. | State             | Culturable Command Area | Irrigation potential created |            |           |          |            | Total (4 to 7) |
|-------|-------------------|-------------------------|------------------------------|------------|-----------|----------|------------|----------------|
|       |                   |                         | Kharrif                      | Rabi       | Perennial | Other    | (8)        |                |
| (1)   | (2)               | (3)                     | (4)                          | (5)        | (6)       | (7)      | (8)        |                |
| 1     | ANDHRA PRADESH    | 554239.95               | 324719.52                    | 238760.06  | 128084.13 | 7281.18  | 698844.89  |                |
| 2     | ARUNACHAL PRADESH | 238.00                  | 233.00                       | 20.00      | 0.00      | 10.00    | 263.00     |                |
| 3     | ASSAM             | 11446.47                | 7060.34                      | 5467.21    | 225.08    | 83.06    | 12835.69   |                |
| 4     | BIHAR             | 240220.24               | 149443.00                    | 130599.98  | 19969.39  | 48026.58 | 348038.95  |                |
| 5     | CHANDIGARH        | 1040.11                 | 884.47                       | 884.47     | 0.00      | 3.00     | 1771.94    |                |
| 6     | CHHATTISGARH      | 278639.04               | 204550.78                    | 179151.39  | 478.84    | 79.74    | 384260.75  |                |
| 7     | GOA               | 4.67                    | 0.00                         | 0.00       | 4.67      | 0.00     | 4.67       |                |
| 8     | GUJARAT           | 817152.30               | 511903.81                    | 515712.07  | 199148.91 | 4601.93  | 1231366.72 |                |
| 9     | HARYANA           | 640695.94               | 615249.10                    | 616011.87  | 8352.00   | 185.11   | 1239798.08 |                |
| 10    | HIMACHAL PRADESH  | 16478.64                | 11894.57                     | 14623.42   | 84.33     | 51.76    | 26654.08   |                |
| 11    | JAMMU & KASHMIR   | 678.10                  | 675.10                       | 641.10     | 3.00      | 3.00     | 1322.20    |                |
| 12    | JHARKHAND         | 1327.34                 | 955.32                       | 468.17     | 30.76     | 30.22    | 1484.47    |                |
| 13    | KARNATAKA         | 656923.45               | 549792.85                    | 165983.39  | 34928.14  | 63988.15 | 814692.53  |                |
| 14    | KERALA            | 1981.56                 | 471.08                       | 573.45     | 1050.98   | 59.94    | 2155.45    |                |
| 15    | MADHYA PRADESH    | 908849.81               | 154374.38                    | 843791.17  | 11779.98  | 17046.77 | 1026992.30 |                |
| 16    | MAHARASHTRA       | 325632.90               | 158740.38                    | 144880.00  | 39138.06  | 3527.63  | 346286.07  |                |
| 17    | MEGHALAYA         | 0.00                    | 0.00                         | 0.00       | 0.00      | 0.00     | 0.00       |                |
| 18    | NAGALAND          | 112.00                  | 79.00                        | 32.00      | 11.00     | 0.00     | 122.00     |                |
| 19    | ODISHA            | 211747.72               | 171593.55                    | 119612.82  | 392.54    | 215.37   | 291814.28  |                |
| 20    | PUDUCHERRY        | 1936.06                 | 1495.09                      | 1439.35    | 144.69    | 288.62   | 3367.75    |                |
| 21    | PUNJAB            | 1701938.24              | 1684133.35                   | 1684595.21 | 10979.91  | 6290.12  | 3385998.59 |                |
| 22    | RAJASTHAN         | 3115726.00              | 955031.98                    | 2673288.46 | 17622.85  | 78124.71 | 3724068.00 |                |
| 23    | TAMIL NADU        | 835129.45               | 508223.87                    | 290274.81  | 168236.43 | 30566.32 | 997301.43  |                |
| 24    | TELENGANA         | 347104.82               | 286917.13                    | 220668.63  | 3964.94   | 2559.66  | 514110.36  |                |
| 25    | TRIPURA           | 4955.90                 | 4544.90                      | 3944.80    | 17.00     | 898.90   | 9405.60    |                |

(In Hectares)

| S.No. | State         | Culturable Command Area | Irrigation potential created |            |           |           |                | Total (4 to 7) |
|-------|---------------|-------------------------|------------------------------|------------|-----------|-----------|----------------|----------------|
|       |               |                         | Kharif                       | Rabi       | Perennial | Other     | Total (4 to 7) |                |
| (1)   | (2)           | (3)                     | (4)                          | (5)        | (6)       | (7)       | (8)            |                |
| 26    | UTTARAKHAND   | 70630.15                | 56155.16                     | 57342.68   | 5012.55   | 4729.48   | 123239.87      |                |
| 27    | UTTAR PRADESH | 1280666.17              | 582049.94                    | 703046.34  | 169186.67 | 261328.26 | 1715611.21     |                |
| 28    | WEST BENGAL   | 155866.50               | 102681.95                    | 83610.42   | 9282.33   | 62670.09  | 258244.79      |                |
|       | <b>Total</b>  | 12181361.53             | 7043853.62                   | 8695423.27 | 828129.18 | 592649.60 | 17160055.67    |                |

**MINOR IRRIGATION CENSUS (2017-18)**

**TABLE 4.18.3: CCA AND SEASON WISE POTENTIAL CREATED THROUGH TEMPORARILY NOT IN USE DEEP TUBEWELLS**

(In Hectares)

| S.No. | State             | Culturable Command Area<br>(3) | Irrigation potential created |             |                  |              |  |  |           | Total (4 to 7)<br>(8) |
|-------|-------------------|--------------------------------|------------------------------|-------------|------------------|--------------|--|--|-----------|-----------------------|
|       |                   |                                | Kharif<br>(4)                | Rabi<br>(5) | Perennial<br>(6) | Other<br>(7) |  |  |           |                       |
| 1     | ANDHRA PRADESH    | 100396.83                      | 64954.31                     | 45197.08    | 13814.92         | 2664.67      |  |  | 126630.98 |                       |
| 2     | ARUNACHAL PRADESH | 15.00                          | 15.00                        | 3.00        | 0.00             | 1.00         |  |  | 19.00     |                       |
| 3     | ASSAM             | 2384.50                        | 1518.10                      | 988.40      | 20.00            | 10.00        |  |  | 2536.50   |                       |
| 4     | BIHAR             | 3909.09                        | 1608.60                      | 952.70      | 735.20           | 699.99       |  |  | 3996.49   |                       |
| 5     | CHHATISGARH       | 737.38                         | 593.84                       | 357.01      | 47.82            | 0.00         |  |  | 998.67    |                       |
| 6     | GUJARAT           | 13245.02                       | 9957.90                      | 9825.24     | 1141.15          | 16.57        |  |  | 20940.86  |                       |
| 7     | HARYANA           | 54.30                          | 51.30                        | 51.30       | 1.00             | 0.00         |  |  | 103.60    |                       |
| 8     | HIMACHAL PRADESH  | 84.00                          | 77.00                        | 76.00       | 0.00             | 0.00         |  |  | 153.00    |                       |
| 9     | JHARKHAND         | 17.56                          | 16.38                        | 0.81        | 0.20             | 0.40         |  |  | 17.79     |                       |
| 10    | KARNATAKA         | 588.84                         | 514.22                       | 213.03      | 26.11            | 59.57        |  |  | 812.93    |                       |
| 11    | KERALA            | 16.35                          | 4.47                         | 4.47        | 9.88             | 0.00         |  |  | 18.82     |                       |
| 12    | MADHYA PRADESH    | 1125.90                        | 330.54                       | 978.15      | 16.21            | 25.79        |  |  | 1350.69   |                       |
| 13    | MAHARASHTRA       | 404.88                         | 230.65                       | 166.44      | 73.24            | 10.11        |  |  | 480.44    |                       |
| 14    | MEGHALAYA         | 40.00                          | 40.00                        | 25.00       | 0.00             | 2.00         |  |  | 67.00     |                       |
| 15    | ODISHA            | 9200.70                        | 7548.25                      | 5015.74     | 16.61            | 87.33        |  |  | 12667.93  |                       |
| 16    | PUDUCHERRY        | 12.34                          | 12.34                        | 6.66        | 0.00             | 4.12         |  |  | 23.12     |                       |
| 17    | PUNJAB            | 210.21                         | 210.21                       | 210.21      | 0.00             | 0.00         |  |  | 420.42    |                       |
| 18    | RAJASTHAN         | 5967.43                        | 974.24                       | 5559.71     | 9.75             | 46.03        |  |  | 6589.73   |                       |
| 19    | TAMIL NADU        | 14250.42                       | 8505.46                      | 4397.86     | 1852.35          | 316.03       |  |  | 15071.70  |                       |
| 20    | TELENGANA         | 9429.48                        | 8109.00                      | 5309.25     | 51.50            | 70.67        |  |  | 13540.42  |                       |
| 21    | TRIPURA           | 102.00                         | 95.70                        | 43.00       | 0.00             | 1.00         |  |  | 139.70    |                       |
| 22    | UTTARAKHAND       | 56.00                          | 40.00                        | 37.00       | 2.00             | 1.00         |  |  | 80.00     |                       |
| 23    | UTTAR PRADESH     | 5362.52                        | 1853.70                      | 2599.71     | 1561.11          | 1986.40      |  |  | 8000.92   |                       |
| 24    | WEST BENGAL       | 8024.82                        | 5517.01                      | 4192.55     | 456.22           | 2877.23      |  |  | 13043.01  |                       |
|       | <b>Total</b>      | 175635.57                      | 112778.22                    | 86210.32    | 19835.27         | 8879.91      |  |  | 227703.72 |                       |

**MINOR IRRIGATION CENSUS (2017-18)**

**TABLE 4.18.4: CCA AND SEASON WISE POTENTIAL CREATED THROUGH PERMANENTLY NOT IN USE DEEP TUBEWELLS**

(In Hectares)

| S.No. | State            | Culturable Command Area | Irrigation potential created |          |           |         | Total (4 to 7) |
|-------|------------------|-------------------------|------------------------------|----------|-----------|---------|----------------|
|       |                  |                         | Kharif                       | Rabi     | Perennial | Other   |                |
| (1)   | (2)              | (3)                     | (4)                          | (5)      | (6)       | (7)     | (8)            |
| 1     | ANDHRA PRADESH   | 16425.13                | 9817.47                      | 7071.65  | 2324.67   | 487.37  | 19701.16       |
| 2     | ASSAM            | 2218.50                 | 1461.00                      | 958.50   | 0.00      | 0.00    | 2419.50        |
| 3     | BIHAR            | 1013.37                 | 368.25                       | 269.50   | 221.02    | 172.50  | 1031.27        |
| 4     | CHHATISGARH      | 87.33                   | 80.71                        | 51.31    | 0.00      | 0.00    | 132.02         |
| 5     | GOA              | 0.00                    | 0.00                         | 0.00     | 0.00      | 0.00    | 0.00           |
| 6     | GUJARAT          | 2511.33                 | 1994.94                      | 1904.05  | 74.72     | 4.61    | 3978.32        |
| 7     | HARYANA          | 10.00                   | 10.00                        | 10.00    | 0.00      | 0.00    | 20.00          |
| 8     | HIMACHAL PRADESH | 7.00                    | 7.00                         | 7.00     | 0.00      | 0.00    | 14.00          |
| 9     | JHARKHAND        | 0.60                    | 0.45                         | 0.15     | 0.00      | 0.00    | 0.60           |
| 10    | KARNATAKA        | 182.13                  | 158.03                       | 57.75    | 13.31     | 14.37   | 243.46         |
| 11    | KERALA           | 2.67                    | 2.42                         | 2.42     | 0.25      | 0.00    | 5.09           |
| 12    | MADHYA PRADESH   | 874.17                  | 297.76                       | 767.91   | 45.34     | 10.80   | 1121.81        |
| 13    | MAHARASHTRA      | 353.33                  | 200.60                       | 147.43   | 74.91     | 8.57    | 431.51         |
| 14    | ODISHA           | 3232.84                 | 2635.68                      | 1709.19  | 2.02      | 0.42    | 4347.31        |
| 15    | PUDUCHERRY       | 9.71                    | 9.71                         | 8.37     | 0.00      | 0.00    | 18.08          |
| 16    | PUNJAB           | 7.26                    | 7.26                         | 7.26     | 0.00      | 0.00    | 14.52          |
| 17    | RAJASTHAN        | 5628.44                 | 1085.48                      | 4705.74  | 15.95     | 109.15  | 5916.32        |
| 18    | TAMIL NADU       | 10448.87                | 2680.72                      | 3336.45  | 3949.31   | 580.52  | 10547.00       |
| 19    | TELENGANA        | 3854.54                 | 3273.97                      | 1742.29  | 9.10      | 1.52    | 5026.88        |
| 20    | TRIPURA          | 137.00                  | 127.50                       | 95.50    | 0.00      | 34.00   | 257.00         |
| 21    | UTTARAKHAND      | 25.00                   | 20.00                        | 18.00    | 0.00      | 0.00    | 38.00          |
| 22    | UTTAR PRADESH    | 136.00                  | 68.20                        | 100.40   | 5.00      | 30.40   | 204.00         |
| 23    | WEST BENGAL      | 10930.58                | 8362.50                      | 7030.11  | 464.30    | 6550.60 | 22407.51       |
|       | <b>Total</b>     | 58095.80                | 32669.65                     | 30000.98 | 7199.90   | 8004.83 | 77875.36       |

**MINOR IRRIGATION CENSUS (2017-18)**

**TABLE 4.19.1: SEASON WISE POTENTIAL UTILISED THROUGH DEEP TUBEWELLS – ALL SCHEMES**

(In Hectares)

| S.No. | State             | Area Irrigated during 2017/2018        |           |           |          |                |                 |            |           |           |                 | Total        |            |                  |               |                |
|-------|-------------------|--|-----------|-----------|----------|----------------|-----------------|------------|-----------|-----------|-----------------|--------------|------------|------------------|---------------|----------------|
|       |                   | Inside Command of Major/Medium Project |           |           |          |                | Outside Command |            |           |           |                 | Total        |            |                  |               |                |
|       |                   | Kharif                                 | Rabi      | Perennial | Others   | Total (3 to 6) | Kharif          | Rabi       | Perennial | Others    | Total (8 to 11) | Kharif (3+8) | Rabi (4+9) | Perennial (5+10) | Others (6+11) | Total (7 + 12) |
| (1)   | (2)               | (3)                                    | (4)       | (5)       | (6)      | (7)            | (8)             | (9)        | (10)      | (11)      | (12)            | (13)         | (14)       | (15)             | (16)          | (17)           |
| 1     | ANDHRA PRADESH    | 16414.12                               | 11518.93  | 2122.94   | 239.28   | 30295.27       | 300286.03       | 209978.51  | 117019.94 | 6948.18   | 634232.66       | 316700.15    | 221497.44  | 119142.88        | 7187.46       | 664527.93      |
| 2     | ARUNACHAL PRADESH | 38.00                                  | 10.00     | 0.00      | 0.00     | 48.00          | 192.00          | 7.00       | 0.00      | 6.00      | 205.00          | 230.00       | 17.00      | 0.00             | 6.00          | 253.00         |
| 3     | ASSAM             | 55.20                                  | 37.10     | 0.00      | 3.00     | 95.30          | 5118.08         | 3992.51    | 212.06    | 49.04     | 9371.69         | 5173.28      | 4029.61    | 212.06           | 52.04         | 9466.99        |
| 4     | BIHAR             | 1232.76                                | 590.70    | 332.95    | 309.07   | 2465.48        | 129933.08       | 111987.83  | 17603.31  | 40314.87  | 299839.09       | 131165.84    | 112578.53  | 17936.26         | 40623.94      | 302304.57      |
| 5     | CHANDIGARH        | 0.00                                   | 0.00      | 0.00      | 0.00     | 0.00           | 884.47          | 884.47     | 0.00      | 0.00      | 1768.94         | 884.47       | 884.47     | 0.00             | 0.00          | 1768.94        |
| 6     | CHHATTISGARH      | 4751.23                                | 4258.98   | 14.80     | 7.99     | 9033.00        | 166840.59       | 146156.89  | 382.79    | 39.50     | 313419.77       | 171591.82    | 150415.87  | 397.59           | 47.49         | 322452.77      |
| 7     | GOA               | 0.00                                   | 0.00      | 0.00      | 0.00     | 0.00           | 0.00            | 0.00       | 3.67      | 0.00      | 3.67            | 0.00         | 0.00       | 3.67             | 0.00          | 3.67           |
| 8     | GUJARAT           | 49631.04                               | 49649.38  | 20140.72  | 555.80   | 119976.94      | 406280.07       | 409880.12  | 154144.92 | 3503.89   | 973809.00       | 455911.11    | 459529.50  | 174285.64        | 4059.69       | 1093785.94     |
| 9     | HARYANA           | 69943.36                               | 68995.82  | 0.00      | 40.65    | 138979.83      | 540756.59       | 541234.96  | 8080.40   | 89.70     | 1090161.65      | 610699.95    | 610230.78  | 8080.40          | 130.35        | 1229141.48     |
| 10    | HIMACHAL PRADESH  | 0.12                                   | 0.12      | 0.00      | 0.00     | 0.24           | 10204.12        | 13334.49   | 53.13     | 51.76     | 23643.50        | 10204.24     | 13334.61   | 53.13            | 51.76         | 23643.74       |
| 11    | JAMMU & KASHMIR   | 0.00                                   | 0.00      | 0.00      | 0.00     | 0.00           | 671.77          | 639.71     | 3.00      | 3.00      | 1317.48         | 671.77       | 639.71     | 3.00             | 3.00          | 1317.48        |
| 12    | JHARKHAND         | 0.00                                   | 0.00      | 0.00      | 0.00     | 0.00           | 830.88          | 392.71     | 25.99     | 21.35     | 1270.93         | 830.88       | 392.71     | 25.99            | 21.35         | 1270.93        |
| 13    | KARNATAKA         | 7337.38                                | 3453.81   | 185.92    | 2537.18  | 13514.29       | 534627.63       | 160015.82  | 34189.76  | 59752.30  | 788585.51       | 541945.01    | 163469.63  | 34375.68         | 62289.48      | 802099.80      |
| 14    | KERALA            | 243.27                                 | 328.43    | 97.59     | 2.56     | 671.85         | 221.36          | 243.91     | 947.66    | 56.04     | 1468.97         | 464.63       | 572.34     | 1045.25          | 58.60         | 2140.82        |
| 15    | MADHYA PRADESH    | 35554.53                               | 207527.04 | 3138.93   | 3501.63  | 249722.13      | 75509.92        | 606416.71  | 7645.88   | 5195.98   | 694768.49       | 111064.45    | 813943.75  | 10784.81         | 8697.61       | 944490.62      |
| 16    | MAHARASHTRA       | 9001.17                                | 6791.87   | 3669.19   | 138.16   | 19600.39       | 138935.26       | 123644.58  | 31724.44  | 2848.22   | 297152.50       | 147936.43    | 130436.45  | 35393.63         | 2986.38       | 316752.89      |
| 17    | MEGHALAYA         | 0.00                                   | 0.00      | 0.00      | 0.00     | 0.00           | 0.00            | 0.00       | 0.00      | 0.00      | 0.00            | 0.00         | 0.00       | 0.00             | 0.00          | 0.00           |
| 18    | MAGALAND          | 0.00                                   | 0.00      | 0.00      | 0.00     | 0.00           | 51.00           | 11.00      | 3.00      | 0.00      | 65.00           | 51.00        | 11.00      | 3.00             | 0.00          | 65.00          |
| 19    | ODISHA            | 84640.63                               | 57427.80  | 34.37     | 3.00     | 142705.80      | 50775.54        | 38225.80   | 291.86    | 44.47     | 89337.67        | 135416.17    | 95653.60   | 326.23           | 47.47         | 231443.47      |
| 20    | PUDUCHERRY        | 0.00                                   | 0.00      | 0.00      | 0.00     | 0.00           | 1507.43         | 1446.01    | 144.69    | 292.74    | 3390.87         | 1507.43      | 1446.01    | 144.69           | 292.74        | 3390.87        |
| 21    | PUNJAB            | 136091.65                              | 119552.49 | 96.98     | 16.47    | 255757.59      | 1391611.22      | 1367654.82 | 10835.65  | 6125.72   | 2776227.41      | 1527702.87   | 1487207.31 | 10932.63         | 6142.19       | 3031985.00     |
| 22    | RAJASTHAN         | 11642.22                               | 28678.59  | 106.83    | 122.34   | 40549.98       | 804871.09       | 2472723.00 | 12759.46  | 60687.22  | 3351040.77      | 816513.31    | 2501401.59 | 12866.29         | 60809.56      | 3391590.75     |
| 23    | TAMIL NADU        | 19355.70                               | 9194.52   | 10920.74  | 1044.70  | 40515.66       | 466431.67       | 258678.89  | 142371.15 | 22159.90  | 889641.61       | 485787.37    | 267873.41  | 153291.89        | 23204.60      | 930157.27      |
| 24    | TELENGANA         | 8062.86                                | 6041.22   | 25.59     | 0.20     | 14129.87       | 245961.33       | 177699.82  | 3754.97   | 2064.70   | 429480.82       | 254024.19    | 183741.04  | 3780.56          | 2064.90       | 443610.69      |
| 25    | TRIPURA           | 0.00                                   | 0.00      | 0.00      | 0.00     | 0.00           | 3695.20         | 3446.10    | 15.00     | 734.70    | 7891.00         | 3695.20      | 3446.10    | 15.00            | 734.70        | 7891.00        |
| 26    | UTTARAKHAND       | 0.00                                   | 0.00      | 0.00      | 0.00     | 0.00           | 49582.88        | 50829.36   | 4780.98   | 4081.49   | 109274.71       | 49582.88     | 50829.36   | 4780.98          | 4081.49       | 109274.71      |
| 27    | UTTAR PRADESH     | 5611.60                                | 6459.19   | 1205.64   | 1376.31  | 146511.74      | 450596.60       | 569211.29  | 124569.43 | 191598.76 | 1335976.08      | 456208.20    | 575670.48  | 125775.07        | 192974.07     | 1350627.82     |
| 28    | WEST BENGAL       | 1046.22                                | 620.23    | 24.94     | 590.11   | 2281.50        | 97977.38        | 79464.45   | 7800.59   | 57724.32  | 242966.74       | 99023.60     | 80084.68   | 7825.53          | 58314.43      | 245248.24      |
|       | <b>Total</b>      | 460653.06                              | 581136.22 | 42118.13  | 10487.45 | 1094394.86     | 587435.19       | 7348200.76 | 679363.73 | 464393.85 | 14366311.53     | 6335006.25   | 7929336.98 | 721481.86        | 474881.30     | 15460706.39    |

**MINOR IRRIGATION CENSUS (2017-18)**

**TABLE 4.19.2: SEASON WISE POTENTIAL UTILISED THROUGH IN USE DEEP TUBEWELLS**

(In Hectares)

| S.No. | State             | Area Irrigated during 2017-2018        |             |                  |               |                   |               |                 |                   |                |                    |                 |               |                     |                  |                 |
|-------|-------------------|--|-------------|------------------|---------------|-------------------|---------------|-----------------|-------------------|----------------|--------------------|-----------------|---------------|---------------------|------------------|-----------------|
|       |                   | Inside Command of Major/Medium Project |             |                  |               |                   |               | Outside Command |                   |                |                    |                 |               | Total               |                  |                 |
|       |                   | Kharif<br>(3)                          | Rabi<br>(4) | Perennial<br>(5) | Others<br>(6) | Total<br>(3 to 6) | Kharif<br>(8) | Rabi<br>(9)     | Perennial<br>(10) | Others<br>(11) | Total<br>(8 to 11) | Kharif<br>(3+8) | Rabi<br>(4+9) | Perennial<br>(5+10) | Others<br>(6+11) | Total<br>(7+12) |
| 1     | ANDHRA PRADESH    | 15639.17                               | 11120.5     | 2050.39          | 209.24        | 29019.34          | 276169.9      | 196702.23       | 113283.72         | 6430.74        | 592586.62          | 291809.1        | 207822.77     | 115334.11           | 6639.98          | 621605.96       |
| 2     | ARUNACHAL PRADESH | 38                                     | 10          | 0                | 0             | 48                | 190           | 6               | 0                 | 202            | 228                | 16              | 0             | 6                   | 250              |                 |
| 3     | ASSAM             | 55.2                                   | 37.1        | 0                | 3             | 95.3              | 4302.08       | 3324.51         | 202.06            | 39.04          | 7867.69            | 4357.28         | 3361.61       | 202.06              | 7962.99          |                 |
| 4     | BIHAR             | 701.45                                 | 279.48      | 44.7             | 39.78         | 1065.41           | 12910.6       | 11504.78        | 17221.76          | 39947.77       | 297784.95          | 129812.09       | 111784.26     | 17266.46            | 298850.36        |                 |
| 5     | CHANDIGARH        | 0                                      | 0           | 0                | 0             | 0                 | 884.47        | 884.47          | 0                 | 0              | 1768.94            | 884.47          | 884.47        | 0                   | 1768.94          |                 |
| 6     | CHHATTISGARH      | 4744.43                                | 4256.26     | 14.8             | 7.99          | 9023.48           | 166629.4      | 146122.87       | 382.79            | 39.5           | 313174.51          | 171373.78       | 150379.13     | 397.59              | 322197.99        |                 |
| 7     | DELHI             | 0                                      | 0           | 0                | 0             | 0                 | 699.06        | 740.9           | 379.1             | 68.6           | 1887.66            | 699.06          | 740.9         | 379.1               | 1887.66          |                 |
| 8     | GOA               | 0                                      | 0           | 0                | 0             | 0                 | 0             | 0               | 3.67              | 0              | 3.67               | 0               | 0             | 3.67                | 3.67             |                 |
| 9     | GUJARAT           | 44735.25                               | 44805.9     | 20008.26         | 554.37        | 110103.78         | 402511.2      | 406166.75       | 153285.09         | 3490.85        | 965453.88          | 447246.44       | 450972.65     | 173293.35           | 1075557.66       |                 |
| 10    | HARYANA           | 69940.36                               | 68992.8     | 0                | 40.65         | 138973.83         | 540708.3      | 541186.66       | 8079.4            | 89.7           | 1090064.05         | 610648.65       | 610179.48     | 8079.4              | 1229037.88       |                 |
| 11    | HIMACHAL PRADESH  | 0.12                                   | 0.12        | 0                | 0             | 0.24              | 10157.6       | 13303.47        | 53.13             | 51.76          | 23565.96           | 10157.72        | 13303.59      | 53.13               | 23566.2          |                 |
| 12    | JAMMU & KASHMIR   | 0                                      | 0           | 0                | 0             | 0                 | 671.77        | 639.71          | 3                 | 3              | 1317.48            | 671.77          | 639.71        | 3                   | 1317.48          |                 |
| 13    | JHARKHAND         | 0                                      | 0           | 0                | 0             | 0                 | 827.61        | 391.95          | 25.79             | 20.95          | 1266.3             | 827.61          | 391.95        | 25.79               | 1266.3           |                 |
| 14    | KARNATAKA         | 7335.47                                | 3452.66     | 185.31           | 2536.23       | 13509.67          | 534125.9      | 159810.99       | 34164.26          | 59698.29       | 787799.45          | 541461.38       | 163263.65     | 34349.57            | 801309.12        |                 |
| 15    | KERALA            | 243.27                                 | 328.43      | 97.59            | 2.56          | 671.85            | 216.89        | 239.44          | 937.78            | 56.04          | 1450.15            | 460.16          | 567.87        | 1035.37             | 2122             |                 |
| 16    | MADHYA PRADESH    | 35476.13                               | 207278      | 3134.43          | 3493.24       | 249381.74         | 75360.43      | 605783.17       | 7635.29           | 5194.36        | 693973.25          | 110836.56       | 813061.11     | 10769.72            | 943354.99        |                 |
| 17    | MAHARASHTRA       | 8951.41                                | 6750.18     | 3653.97          | 137.5         | 19493.06          | 138784.1      | 123541.79       | 31684.09          | 2843.64        | 298853.58          | 147735.47       | 130291.97     | 35338.06            | 316346.64        |                 |
| 18    | MEGHALAYA         | 0                                      | 0           | 0                | 0             | 0                 | 0             | 0               | 0                 | 0              | 0                  | 0               | 0             | 0                   | 0                |                 |
| 19    | NAGALAND          | 0                                      | 0           | 0                | 0             | 0                 | 51            | 11              | 3                 | 0              | 65                 | 51              | 11            | 3                   | 65               |                 |
| 20    | ODISHA            | 84366.81                               | 57232.8     | 34.37            | 3             | 141636.95         | 49739.03      | 37722.06        | 279.22            | 41.57          | 87781.88           | 134105.84       | 94954.83      | 313.59              | 229418.83        |                 |
| 21    | PUDUCHERRY        | 0                                      | 0           | 0                | 0             | 0                 | 1495.09       | 1439.35         | 144.69            | 288.62         | 3367.75            | 1495.09         | 1439.35       | 144.69              | 3367.75          |                 |
| 22    | PUNJAB            | 136073.3                               | 119535      | 96.98            | 16.47         | 255721.34         | 1391435       | 1367480.19      | 10835.65          | 6125.72        | 2775876.31         | 1527508.07      | 1487014.76    | 10932.63            | 3031597.65       |                 |
| 23    | RAJASTHAN         | 11572.13                               | 28565.2     | 106.83           | 122.34        | 40366.53          | 804211.7      | 2469636.08      | 12755.58          | 60670.89       | 3347274.23         | 815783.81       | 2498201.31    | 12862.41            | 3387640.76       |                 |
| 24    | TAMIL NADU        | 19260.45                               | 9070.81     | 10881.4          | 1039.11       | 40251.77          | 459139.4      | 255407.82       | 141130.09         | 21955.03       | 877632.34          | 478399.85       | 264478.63     | 152011.49           | 917884.11        |                 |
| 25    | TELENGANA         | 8042.87                                | 6035.21     | 25.59            | 0.2           | 14103.87          | 240254.9      | 174399.13       | 3711.31           | 2009.63        | 420375.01          | 248297.81       | 180434.34     | 3736.9              | 434478.88        |                 |

(In Hectares)

| S.No. | State            | Area Irrigated during 2017-2018        |             |                  |               |                   |               |                 |                   |                |                    |                |              |                   |                |                          |
|-------|------------------|--|-------------|------------------|---------------|-------------------|---------------|-----------------|-------------------|----------------|--------------------|----------------|--------------|-------------------|----------------|--------------------------|
|       |                  | Inside Command of Major/Medium Project |             |                  |               |                   |               | Outside Command |                   |                |                    |                |              | Total             |                |                          |
|       |                  | Kharif<br>(3)                          | Rabi<br>(4) | Perennial<br>(5) | Others<br>(6) | Total<br>(3 to 6) | Kharif<br>(8) | Rabi<br>(9)     | Perennial<br>(10) | Others<br>(11) | Total<br>(8 to 11) | Kharif<br>(13) | Rabi<br>(14) | Perennial<br>(15) | Others<br>(16) | Total (7<br>+12)<br>(17) |
| 26    | TRIPURA          | 0                                      | 0           | 0                | 0             | 0                 | 3662          | 3411.1          | 15                | 733.7          | 7821.8             | 3662           | 3411.1       | 15                | 733.7          | 7821.8                   |
| 27    | UTTARAKHAND      | 0                                      | 0           | 0                | 0             | 0                 | 49548.88      | 50799.36        | 4778.98           | 4080.49        | 109207.71          | 49548.88       | 50799.36     | 4778.98           | 4080.49        | 109207.71                |
| 28    | UTTAR<br>PRADESH | 5599.3                                 | 6440.89     | 1198.34          | 1363.01       | 14601.54          | 448925.6      | 566852.98       | 123172.92         | 189836.45      | 1328787.95         | 454524.9       | 573293.87    | 124371.26         | 191199.46      | 1343389.49               |
| 29    | WEST BENGAL      | 862.17                                 | 578.35      | 21.33            | 490.74        | 1952.59           | 93187.77      | 75780.01        | 7482.29           | 55196.71       | 231646.78          | 94049.94       | 76358.36     | 7503.62           | 55687.45       | 233599.37                |
|       | <b>Total</b>     | 453637.3                               | 574769      | 41554.29         | 10059.43      | 1080020.3         | 5822999       | 7313288.77      | 671649.66         | 458919.05      | 14266856.9         | 6276636.73     | 7888058.03   | 713203.95         | 468978.48      | 15346877.19              |

**MINOR IRRIGATION CENSUS (2017-18)**

**TABLE 4.19.3: SEASON WISE POTENTIAL UTILISED THROUGH TEMPORARILY NOT IN USE DEEP TUBEWELLS**

(In Hectares)

| S.No. | State             | Area Irrigated during 2017-2018        |             |                  |               |                   |                |                 |                   |                |                    |                          |                       |                             |                          |                             |
|-------|-------------------|--|-------------|------------------|---------------|-------------------|----------------|-----------------|-------------------|----------------|--------------------|--------------------------|-----------------------|-----------------------------|--------------------------|-----------------------------|
|       |                   | Inside Command of Major/Medium Project |             |                  |               |                   |                | Outside Command |                   |                |                    |                          |                       | Total                       |                          |                             |
|       |                   | Kharrif<br>(3)                         | Rabi<br>(4) | Perennial<br>(5) | Others<br>(6) | Total<br>(3 to 6) | Kharrif<br>(8) | Rabi<br>(9)     | Perennial<br>(10) | Others<br>(11) | Total<br>(8 to 11) | Kharrif<br>(3+8)<br>(13) | Rabi<br>(4+9)<br>(14) | Perennial<br>(5+10)<br>(15) | Others<br>(6+11)<br>(16) | Total<br>(7<br>+12)<br>(17) |
| 1     | ANDHRA PRADESH    | 774.95                                 | 398.39      | 72.55            | 30.04         | 1275.93           | 24116.10       | 13276.28        | 3736.22           | 517.44         | 41646.04           | 24891.05                 | 13674.67              | 3808.77                     | 547.48                   | 42921.97                    |
| 2     | ARUNACHAL PRADESH | 0.00                                   | 0.00        | 0.00             | 0.00          | 0.00              | 2.00           | 1.00            | 0.00              | 3.00           | 3.00               | 2.00                     | 1.00                  | 0.00                        | 3.00                     |                             |
| 3     | ASSAM             | 0.00                                   | 0.00        | 0.00             | 0.00          | 0.00              | 816.00         | 668.00          | 10.00             | 1504.00        | 816.00             | 668.00                   | 10.00                 | 10.00                       | 1504.00                  |                             |
| 4     | BIHAR             | 531.31                                 | 311.22      | 288.25           | 269.29        | 1400.07           | 822.44         | 483.05          | 381.55            | 2054.14        | 1353.75            | 794.27                   | 669.80                | 636.39                      | 3454.21                  |                             |
| 5     | CHHATTISGARH      | 6.80                                   | 2.72        | 0.00             | 0.00          | 9.52              | 211.24         | 34.02           | 0.00              | 245.26         | 218.04             | 36.74                    | 0.00                  | 0.00                        | 254.78                   |                             |
| 6     | GUJARAT           | 4895.79                                | 4843.48     | 132.46           | 1.43          | 9873.16           | 3768.88        | 3713.37         | 859.83            | 13.04          | 8355.12            | 8664.67                  | 8556.85               | 992.29                      | 14.47                    | 18228.28                    |
| 7     | HARYANA           | 3.00                                   | 3.00        | 0.00             | 0.00          | 6.00              | 48.30          | 48.30           | 1.00              | 97.60          | 51.30              | 51.30                    | 1.00                  | 0.00                        | 103.60                   |                             |
| 8     | HIMACHAL PRADESH  | 0.00                                   | 0.00        | 0.00             | 0.00          | 0.00              | 46.52          | 31.02           | 0.00              | 77.54          | 46.52              | 31.02                    | 0.00                  | 0.00                        | 77.54                    |                             |
| 9     | JHARKHAND         | 0.00                                   | 0.00        | 0.00             | 0.00          | 0.00              | 3.27           | 0.76            | 0.20              | 4.63           | 3.27               | 0.76                     | 0.20                  | 0.40                        | 4.63                     |                             |
| 10    | KARNATAKA         | 1.91                                   | 1.15        | 0.61             | 0.95          | 4.62              | 501.72         | 204.83          | 25.50             | 54.01          | 786.06             | 503.63                   | 205.98                | 26.11                       | 790.68                   |                             |
| 11    | KERALA            | 0.00                                   | 0.00        | 0.00             | 0.00          | 0.00              | 4.47           | 4.47            | 9.88              | 0.00           | 18.82              | 4.47                     | 4.47                  | 9.88                        | 18.82                    |                             |
| 12    | MADHYA PRADESH    | 78.40                                  | 249.10      | 4.50             | 8.39          | 340.39            | 149.49         | 633.54          | 10.59             | 1.62           | 795.24             | 227.89                   | 882.64                | 15.09                       | 1135.63                  |                             |
| 13    | MAHARASHTRA       | 49.76                                  | 41.69       | 15.22            | 0.66          | 107.33            | 151.20         | 102.79          | 40.35             | 298.92         | 200.96             | 144.48                   | 55.57                 | 5.24                        | 406.25                   |                             |
| 14    | MEGHALAYA         | 0.00                                   | 0.00        | 0.00             | 0.00          | 0.00              | 0.00           | 0.00            | 0.00              | 0.00           | 0.00               | 0.00                     | 0.00                  | 0.00                        | 0.00                     |                             |
| 15    | ODISHA            | 273.82                                 | 195.03      | 0.00             | 0.00          | 468.85            | 1036.51        | 503.74          | 12.64             | 2.90           | 1555.79            | 1310.33                  | 698.77                | 12.64                       | 2024.64                  |                             |
| 16    | PUDUCHERRY        | 0.00                                   | 0.00        | 0.00             | 0.00          | 0.00              | 12.34          | 6.66            | 0.00              | 23.12          | 12.34              | 6.66                     | 0.00                  | 4.12                        | 23.12                    |                             |
| 17    | PUNJAB            | 18.33                                  | 17.92       | 0.00             | 0.00          | 36.25             | 176.47         | 174.63          | 0.00              | 351.10         | 194.80             | 192.55                   | 0.00                  | 0.00                        | 387.35                   |                             |
| 18    | RAJASTHAN         | 70.09                                  | 113.36      | 0.00             | 0.00          | 183.45            | 659.41         | 3086.92         | 3.88              | 16.33          | 3766.54            | 729.50                   | 3200.28               | 3.88                        | 3949.99                  |                             |
| 19    | TAMIL NADU        | 95.25                                  | 123.71      | 39.34            | 5.59          | 263.89            | 7292.27        | 3271.07         | 1241.06           | 204.87         | 12009.27           | 7387.52                  | 3394.78               | 1280.40                     | 12273.16                 |                             |
| 20    | TELENGANA         | 19.99                                  | 6.01        | 0.00             | 0.00          | 26.00             | 5706.39        | 3300.69         | 43.66             | 55.07          | 9105.81            | 5726.38                  | 3306.70               | 43.66                       | 9131.81                  |                             |
| 21    | TRIPURA           | 0.00                                   | 0.00        | 0.00             | 0.00          | 0.00              | 33.20          | 35.00           | 0.00              | 69.20          | 33.20              | 35.00                    | 0.00                  | 1.00                        | 69.20                    |                             |



(In Hectares)

| S.No. | State            | Area Irrigated during 2017-2018        |             |                  |               |                          |               |                 |                   |                |                            |                         |                       |                             |                          |                          |
|-------|------------------|--|-------------|------------------|---------------|--------------------------|---------------|-----------------|-------------------|----------------|----------------------------|-------------------------|-----------------------|-----------------------------|--------------------------|--------------------------|
|       |                  | Inside Command of Major/Medium Project |             |                  |               |                          |               | Outside Command |                   |                |                            |                         |                       | Total                       |                          |                          |
|       |                  | Kharif<br>(3)                          | Rabi<br>(4) | Perennial<br>(5) | Others<br>(6) | Total<br>(3 to 6)<br>(7) | Kharif<br>(8) | Rabi<br>(9)     | Perennial<br>(10) | Others<br>(11) | Total<br>(8 to 11)<br>(12) | Kharif<br>(3+8)<br>(13) | Rabi<br>(4+9)<br>(14) | Perennial<br>(5+10)<br>(15) | Others<br>(6+11)<br>(16) | Total (7<br>+12)<br>(17) |
| 22    | UTTARAKHAND      | 0.00                                   | 0.00        | 0.00             | 0.00          | 0.00                     | 34.00         | 30.00           | 2.00              | 1.00           | 67.00                      | 34.00                   | 30.00                 | 2.00                        | 1.00                     | 67.00                    |
| 23    | UTTAR<br>PRADESH | 12.30                                  | 18.30       | 7.30             | 12.30         | 50.20                    | 1671.00       | 2358.31         | 1396.51           | 1762.31        | 7188.13                    | 1683.30                 | 2376.61               | 1403.81                     | 1774.61                  | 7238.33                  |
| 24    | WEST BENGAL      | 184.05                                 | 41.88       | 3.61             | 99.37         | 328.91                   | 4789.61       | 3684.44         | 318.30            | 2527.61        | 11319.96                   | 4973.66                 | 3726.32               | 321.91                      | 2626.98                  | 11648.87                 |
|       | <b>Total</b>     | 7015.75                                | 6366.96     | 563.84           | 428.02        | 14374.57                 | 52052.83      | 35652.89        | 8093.17           | 5543.40        | 101342.29                  | 59068.58                | 42019.85              | 8657.01                     | 5971.42                  | 115716.86                |

**MINOR IRRIGATION CENSUS (2017-18)**

**TABLE 4.20: DISTRIBUTION OF IN USE DEEP TUBEWELLS ACCORDING TO CONSTRAINTS IN UTILISATION OF POTENTIAL**

(In Number)

| S.No. | State             | No. of Deep tube wells in use (3) | No. of Deep tube wells without constraints (4) | No. of Deep tube well Having Constraints in utilisation of potential |                           |                             |                                   |                         |             | Total (5 to 10) |
|-------|-------------------|-----------------------------------|--|--|---------------------------|-----------------------------|-----------------------------------|-------------------------|-------------|-----------------|
|       |                   |                                   |  | Non Availability of Adequate Power (5)                               | Mechanical Break Down (6) | Less discharge of Water (7) | Non - Availability of Finance (8) | Lack of Maintenance (9) | Others (10) |                 |
| (1)   | (2)               | (3)                               | (4)  | (5)  | (6)                       | (7)                         | (8)                               | (9)                     | (10)        | (11)            |
| 1     | ANDHRA PRADESH    | 414149                            | 290284   | 5181   | 5431                      | 83616                       | 11853                             | 10203                   | 7581        | 123865          |
| 2     | ARUNACHAL PRADESH | 4                                 | 1  | 2  | 1                         | 0                           | 0                                 | 0                       | 0           | 3               |
| 3     | ASSAM             | 532                               | 531  | 0  | 1                         | 0                           | 0                                 | 0                       | 0           | 1               |
| 4     | BIHAR             | 35256                             | 33397  | 138  | 188                       | 354                         | 256                               | 35                      | 888         | 1859            |
| 5     | CHANDIGARH        | 30                                | 30   | 0  | 0                         | 0                           | 0                                 | 0                       | 0           | 0               |
| 6     | CHHATISGARH       | 116899                            | 106916   | 1166   | 713                       | 3213                        | 78                                | 264                     | 4549        | 9983            |
| 7     | GOA               | 6                                 | 6  | 0  | 0                         | 0                           | 0                                 | 0                       | 0           | 0               |
| 8     | GUJARAT           | 274503                            | 274397   | 7  | 98                        | 0                           | 1                                 | 0                       | 0           | 106             |
| 9     | HARYANA           | 148053                            | 146355   | 164  | 634                       | 9                           | 4                                 | 2                       | 885         | 1698            |
| 10    | HIMACHAL PRADESH  | 1393                              | 1160   | 1  | 1                         | 5                           | 0                                 | 1                       | 225         | 233             |
| 11    | JAMMU & KASHMIR   | 661                               | 661  | 0  | 0                         | 0                           | 0                                 | 0                       | 0           | 0               |
| 12    | JHARKHAND         | 508                               | 431  | 18   | 23                        | 26                          | 2                                 | 4                       | 4           | 77              |
| 13    | KARNATAKA         | 329791                            | 310693   | 7107   | 648                       | 9950                        | 54                                | 86                      | 1253        | 19098           |
| 14    | KERALA            | 1855                              | 1843   | 0  | 0                         | 11                          | 0                                 | 1                       | 0           | 12              |
| 15    | MADHYA PRADESH    | 231623                            | 226089   | 1283   | 323                       | 863                         | 61                                | 229                     | 2775        | 5534            |
| 16    | MAHARASHTRA       | 178773                            | 86035  | 5889   | 73278                     | 10167                       | 2                                 | 35                      | 3367        | 92738           |
| 17    | MEGHALAYA         | 4                                 | 1  | 0  | 0                         | 0                           | 0                                 | 0                       | 3           | 3               |
| 18    | NAGALAND          | 10                                | 10   | 0  | 0                         | 0                           | 0                                 | 0                       | 0           | 0               |
| 19    | ODISHA            | 59207                             | 46291  | 4075   | 930                       | 2425                        | 622                               | 582                     | 4282        | 12916           |
| 20    | PUDUCHERRY        | 1280                              | 1160   | 0  | 31                        | 0                           | 0                                 | 68                      | 21          | 120             |
| 21    | PUNJAB            | 573539                            | 556734   | 2833   | 712                       | 278                         | 26                                | 9                       | 12947       | 16805           |
| 22    | RAJASTHAN         | 474898                            | 388921   | 21272  | 3020                      | 53562                       | 586                               | 3143                    | 4394        | 85977           |

(In Number)

| S.No. | State         | No. of Deep tube wells in use | No. of Deep tube wells without constraints | No. of Deep tube well Having Constraints in utilisation of potential |                       |                         |                               |                     |        | Total (5 to 10) |
|-------|---------------|-------------------------------|--|--|-----------------------|-------------------------|-------------------------------|---------------------|--------|-----------------|
|       |               |                               |  | Non Availability of Adequate Power                                   | Mechanical Break Down | Less discharge of Water | Non - Availability of Finance | Lack of Maintenance | Others |                 |
| (1)   | (2)           | (3)                           | (4)  | (5)  | (6)                   | (7)                     | (8)                           | (9)                 | (10)   | (11)            |
| 23    | TAMIL NADU    | 278309                        | 264845                                     | 1450   | 774                   | 7991                    | 60                            | 143                 | 3046   | 13464           |
| 24    | TELENGANA     | 348883                        | 244670                                     | 1996   | 1049                  | 97517                   | 718                           | 964                 | 1969   | 104213          |
| 25    | TRIPURA       | 231                           | 230  | 0  | 0                     | 0                       | 0                             | 0                   | 1      | 1               |
| 26    | UTTARAKHAND   | 1735                          | 1633                                       | 0  | 13                    | 18                      | 0                             | 16                  | 55     | 102             |
| 27    | UTTAR PRADESH | 106360                        | 103307                                     | 1615   | 233                   | 292                     | 20                            | 140                 | 753    | 3053            |
| 28    | WEST BENGAL   | 9987                          | 8684                                       | 286  | 88                    | 191                     | 24                            | 54                  | 660    | 1303            |
|       | <b>Total</b>  | 3588479                       | 3095315                                    | 54483  | 88189                 | 270488                  | 14367                         | 15979               | 49658  | 493164          |



# **Surface Flow Tables**



**MINOR IRRIGATION CENSUS (2017-18)**

**TABLE 5.1: NUMBER OF SURFACE FLOW SCHEMES BY TYPE**

(In Number)

| S.No. | State                     | Type of Surface Flow Schemes |             |               |                     |                     |  |                |        |                 |  |
|-------|---------------------------|------------------------------|-------------|---------------|---------------------|---------------------|--|----------------|--------|-----------------|--|
|       |                           | Reservoir                    | Tank /Ponds | Other Storage | Permanent Diversion | Temporary Diversion | Water conservation-cum-ground water recharge schemes/precolation tanks/check dams etc. | Spring Channel | Others | Total (3 to 10) |  |
| (1)   | (2)                       | (3)                          | (4)         | (5)           | (6)                 | (7)                 | (8)  | (9)            | (10)   | (11)            |  |
| 1     | ANDAMAN & NICOBAR ISLANDS | 5                            | 38          | 0             | 0                   | 0                   | 16   | 3              | 6      | 68              |  |
| 2     | ANDHRA PRADESH            | 343                          | 42496       | 425           | 624                 | 281                 | 2101   | 1133           | 187    | 47590           |  |
| 3     | ARUNACHAL PRADESH         | 7                            | 5           | 1             | 455                 | 2790                | 57   | 13             | 46     | 3374            |  |
| 4     | ASSAM                     | 43                           | 137         | 28            | 229                 | 700                 | 50   | 2              | 894    | 2083            |  |
| 5     | BIHAR                     | 766                          | 1880        | 899           | 226                 | 54                  | 292  | 9              | 419    | 4545            |  |
| 6     | CHHATISGARH               | 782                          | 2109        | 259           | 139                 | 286                 | 108  | 24             | 538    | 4245            |  |
| 7     | GOA                       | 68                           | 325         | 6             | 63                  | 297                 | 49   | 135            | 87     | 1030            |  |
| 8     | GUJARAT                   | 538                          | 0           | 0             | 0                   | 0                   | 23579  | 0              | 0      | 24117           |  |
| 9     | HARYANA                   | 19                           | 17          | 26            | 16                  | 10                  | 1  | 0              | 9      | 98              |  |
| 10    | HIMACHAL PRADESH          | 83                           | 12073       | 232           | 2837                | 3548                | 67   | 361            | 2488   | 21689           |  |
| 11    | JAMMU & KASHMIR           | 23                           | 172         | 11            | 403                 | 213                 | 6  | 108            | 1605   | 2541            |  |
| 12    | JHARKHAND                 | 2591                         | 61715       | 1743          | 446                 | 129                 | 2792   | 34             | 2511   | 71961           |  |
| 13    | KARNATAKA                 | 20739                        | 31403       | 7807          | 910                 | 696                 | 315  | 5447           | 7756   | 75073           |  |
| 14    | KERALA                    | 11                           | 4079        | 110           | 1018                | 851                 | 1125   | 220            | 855    | 8269            |  |
| 15    | MADHYA PRADESH            | 2387                         | 8251        | 894           | 660                 | 283                 | 606  | 1196           | 5280   | 19557           |  |
| 16    | MAHARASHTRA               | 25983                        | 22321       | 9771          | 3044                | 1119                | 1620   | 1376           | 34387  | 99621           |  |
| 17    | MANIPUR                   | 0                            | 25          | 0             | 736                 | 13                  | 0  | 0              | 0      | 774             |  |
| 18    | MEGHALAYA                 | 41                           | 744         | 8             | 863                 | 1318                | 1218   | 47             | 254    | 4493            |  |
| 19    | MIZORAM                   | 16                           | 1699        | 10            | 209                 | 471                 | 8  | 3              | 3      | 2419            |  |
| 20    | NAGALAND                  | 4                            | 109         | 12            | 871                 | 16923               | 61   | 1251           | 143    | 19374           |  |

(In Number)

| S.No. | State         | Type of Surface Flow Schemes |             |               |                     |                     |  |                |        |                 |  |
|-------|---------------|------------------------------|-------------|---------------|---------------------|---------------------|--|----------------|--------|-----------------|--|
|       |               | Reservoir                    | Tank /Ponds | Other Storage | Permanent Diversion | Temporary Diversion | Water conservation-cum-ground water recharge schemes/precolation tanks/check dams etc. | Spring Channel | Others | Total (3 to 10) |  |
| (1)   | (2)           | (3)                          | (4)         | (5)           | (6)                 | (7)                 | (8)  | (9)            | (10)   | (11)            |  |
| 21    | ODISHA        | 1293                         | 16367       | 1384          | 3924                | 2052                | 3262   | 1859           | 560    | 30701           |  |
| 22    | PUDUCHERRY    | 217                          | 10          | 32            | 1                   | 1                   | 0  | 23             | 421    | 705             |  |
| 23    | PUNJAB        | 86                           | 16          | 5             | 15                  | 100                 | 2  | 10             | 90     | 324             |  |
| 24    | RAJASTHAN     | 662                          | 1020        | 233           | 240                 | 35                  | 73   | 33             | 378    | 2674            |  |
| 25    | SIKKIM        | 0                            | 0           | 0             | 1454                | 107                 | 0  | 5              | 0      | 1566            |  |
| 26    | TAMIL NADU    | 51                           | 32421       | 2235          | 696                 | 378                 | 234  | 89             | 3607   | 39711           |  |
| 27    | TELENGANA     | 415                          | 43037       | 537           | 158                 | 100                 | 17838  | 35             | 631    | 62751           |  |
| 28    | TRIPURA       | 0                            | 0           | 0             | 69                  | 216                 | 0  | 0              | 75     | 360             |  |
| 29    | UTTARAKHAND   | 258                          | 6316        | 461           | 8010                | 1054                | 501  | 4938           | 16322  | 37860           |  |
| 30    | UTTAR PRADESH | 649                          | 1428        | 552           | 144                 | 268                 | 1148   | 14             | 222    | 4425            |  |
| 31    | WEST BENGAL   | 623                          | 12835       | 114           | 417                 | 105                 | 218  | 178            | 2569   | 17059           |  |
|       | <b>Total</b>  | 58703                        | 303048      | 27795         | 28877               | 34398               | 57347  | 18546          | 82343  | 611057          |  |



**MINOR IRRIGATION CENSUS (2017-18)**

**TABLE 5.2: DISTRIBUTION OF SURFACE FLOW SCHEMES ACCORDING TO OWNERSHIP**

(In Number)

| S.No. | State                     | Public             |                     |                        |              |                       | Private                 |                          |                        |                              |  |  |
|-------|---------------------------|--------------------|---------------------|------------------------|--------------|-----------------------|-------------------------|--------------------------|------------------------|------------------------------|--|--|
|       |                           | Govt. Owned<br>(3) | Coop Society<br>(4) | Panchayat Owned<br>(5) | Other<br>(6) | Total (3 to 6)<br>(7) | Group of Farmers<br>(8) | Individual Farmer<br>(9) | Total (8 to 9)<br>(10) | Grand Total (7 + 10)<br>(11) |  |  |
| (1)   | (2)                       |                    |                     |                        |              |                       |                         |                          |                        |                              |  |  |
| 1     | ANDAMAN & NICOBAR ISLANDS | 18                 | 1                   | 8                      | 18           | 45                    | 7                       | 16                       | 23                     | 68                           |  |  |
| 2     | ANDHRA PRADESH            | 39231              | 188                 | 4555                   | 200          | 44174                 | 1103                    | 2313                     | 3416                   | 47590                        |  |  |
| 3     | ARUNACHAL PRADESH         | 2222               | 98                  | 147                    | 1            | 2468                  | 852                     | 54                       | 906                    | 3374                         |  |  |
| 4     | ASSAM                     | 955                | 33                  | 5                      | 110          | 1103                  | 695                     | 285                      | 980                    | 2083                         |  |  |
| 5     | BIHAR                     | 1879               | 146                 | 377                    | 163          | 2565                  | 407                     | 1573                     | 1980                   | 4545                         |  |  |
| 6     | CHHATISGARH               | 1153               | 59                  | 379                    | 132          | 1723                  | 639                     | 1883                     | 2522                   | 4245                         |  |  |
| 7     | GOA                       | 49                 | 6                   | 2                      | 49           | 106                   | 369                     | 555                      | 924                    | 1030                         |  |  |
| 8     | GUJARAT                   | 24117              | 0                   | 0                      | 0            | 24117                 | 0                       | 0                        | 0                      | 24117                        |  |  |
| 9     | HARYANA                   | 3                  | 0                   | 4                      | 0            | 7                     | 79                      | 12                       | 91                     | 98                           |  |  |
| 10    | HIMACHAL PRADESH          | 4152               | 457                 | 6582                   | 1116         | 12307                 | 5031                    | 4351                     | 9382                   | 21689                        |  |  |
| 11    | JAMMU & KASHMIR           | 1651               | 13                  | 22                     | 585          | 2271                  | 260                     | 10                       | 270                    | 2541                         |  |  |
| 12    | JHARKHAND                 | 25542              | 5609                | 3310                   | 3607         | 38068                 | 10763                   | 23130                    | 33893                  | 71961                        |  |  |
| 13    | KARNATAKA                 | 18680              | 1799                | 3328                   | 4796         | 28603                 | 2496                    | 43974                    | 46470                  | 75073                        |  |  |
| 14    | KERALA                    | 993                | 69                  | 1910                   | 676          | 3648                  | 1732                    | 2889                     | 4621                   | 8269                         |  |  |
| 15    | MADHYAPRADESH             | 9905               | 397                 | 1362                   | 1164         | 12828                 | 1766                    | 4963                     | 6729                   | 19557                        |  |  |
| 16    | MAHARASHTRA               | 11016              | 212                 | 135                    | 586          | 11949                 | 2584                    | 85088                    | 87672                  | 99621                        |  |  |
| 17    | MANIPUR                   | 762                | 3                   | 7                      | 1            | 773                   | 1                       | 0                        | 1                      | 774                          |  |  |
| 18    | MEGHALAYA                 | 1814               | 12                  | 11                     | 296          | 2133                  | 1050                    | 1310                     | 2360                   | 4493                         |  |  |
| 19    | MIZORAM                   | 214                | 3                   | 1                      | 0            | 218                   | 294                     | 1907                     | 2201                   | 2419                         |  |  |
| 20    | NAGALAND                  | 177                | 17                  | 75                     | 3            | 272                   | 10514                   | 8588                     | 19102                  | 19374                        |  |  |
| 21    | ODISHA                    | 11011              | 574                 | 8516                   | 545          | 20646                 | 2854                    | 7201                     | 10055                  | 30701                        |  |  |
| 22    | PUDUCHERRY                | 341                | 0                   | 0                      | 6            | 347                   | 2                       | 356                      | 358                    | 705                          |  |  |
| 23    | PUNJAB                    | 77                 | 2                   | 14                     | 1            | 94                    | 1                       | 229                      | 230                    | 324                          |  |  |

(In Number)

| S.No. | State         | Public                |                        |                           |              |                          | Private                    |                             |                        |        | Grand Total<br>(7 + 10) |  |
|-------|---------------|-----------------------|------------------------|---------------------------|--------------|--------------------------|----------------------------|-----------------------------|------------------------|--------|-------------------------|--|
|       |               | Govt.<br>Owned<br>(3) | Coop<br>Society<br>(4) | Panchayat<br>Owned<br>(5) | Other<br>(6) | Total (3 to<br>6)<br>(7) | Group of<br>Farmers<br>(8) | Individual<br>Farmer<br>(9) | Total (8 to 9)<br>(10) | (11)   |                         |  |
| (1)   | (2)           |                       |                        |                           |              |                          |                            |                             |                        |        |                         |  |
| 24    | RAJASTHAN     | 774                   | 6                      | 187                       | 74           | 1041                     | 596                        | 1037                        | 1633                   | 2674   |                         |  |
| 25    | SIKKIM        | 1382                  | 4                      | 0                         | 0            | 1386                     | 175                        | 5                           | 180                    | 1566   |                         |  |
| 26    | TAMILNADU     | 16905                 | 374                    | 11899                     | 1436         | 30614                    | 2678                       | 6419                        | 9097                   | 39711  |                         |  |
| 27    | TELENGANA     | 38180                 | 165                    | 11138                     | 1620         | 51103                    | 2138                       | 9512                        | 11650                  | 62753  |                         |  |
| 28    | TRIPURA       | 90                    | 0                      | 18                        | 1            | 109                      | 105                        | 146                         | 251                    | 360    |                         |  |
| 29    | UTTARAKHAND   | 10718                 | 255                    | 25313                     | 616          | 36902                    | 310                        | 648                         | 958                    | 37860  |                         |  |
| 30    | UTTAR PRADESH | 744                   | 402                    | 699                       | 126          | 1971                     | 195                        | 2259                        | 2454                   | 4425   |                         |  |
| 31    | WEST BENGAL   | 1091                  | 225                    | 1032                      | 952          | 3300                     | 9841                       | 3918                        | 13759                  | 17059  |                         |  |
|       | <b>Total</b>  | 225846                | 11129                  | 81036                     | 18880        | 336891                   | 59537                      | 214631                      | 274168                 | 611059 |                         |  |

**MINOR IRRIGATION CENSUS (2017-18)**

**TABLE 5.3.1: DISTRIBUTION OF SURFACE FLOW SCHEMES ACCORDING TO SOCIAL STATUS OF OWNER**

(In Number)

| S.No. | State                     | No. of Surface Flow Schemes owned by |                 |       |        |                |   | Total (7 + 8) |
|-------|---------------------------|--------------------------------------|-----------------|-------|--------|----------------|---|---------------|
|       |                           | Scheduled Caste                      | Scheduled Tribe | OBC   | Others | Total (3 to 6) | Owned by other than individual farmer (incl. Public & Group of farmers) |               |
| (1)   | (2)                       | (3)                                  | (4)             | (5)   | (6)    | (7)            | (8)   | (9)           |
| 1     | ANDAMAN & NICOBAR ISLANDS | 0                                    | 0               | 5     | 11     | 16             | 52  | 68            |
| 2     | ANDHRA PRADESH            | 150                                  | 282             | 917   | 964    | 2313           | 45277   | 47590         |
| 3     | ARUNACHAL PRADESH         | 2                                    | 52              | 0     | 0      | 54             | 3320  | 3374          |
| 4     | ASSAM                     | 13                                   | 258             | 7     | 7      | 285            | 1798  | 2083          |
| 5     | BIHAR                     | 368                                  | 12              | 697   | 496    | 1573           | 2972  | 4545          |
| 6     | CHHATISGARH               | 140                                  | 946             | 659   | 138    | 1883           | 2362  | 4245          |
| 7     | GOA                       | 44                                   | 257             | 54    | 200    | 555            | 475   | 1030          |
| 8     | GUJARAT                   | 0                                    | 0               | 0     | 0      | 0              | 24117   | 24117         |
| 9     | HARYANA                   | 6                                    | 0               | 0     | 6      | 12             | 86  | 98            |
| 10    | HIMACHAL PRADESH          | 663                                  | 421             | 142   | 3125   | 4351           | 17338   | 21689         |
| 11    | JAMMU & KASHMIR           | 4                                    | 6               | 0     | 0      | 10             | 2531  | 2541          |
| 12    | JHARKHAND                 | 2142                                 | 12602           | 6043  | 2343   | 23130          | 48831   | 71961         |
| 13    | KARNATAKA                 | 3543                                 | 1337            | 14438 | 24656  | 43974          | 31099   | 75073         |
| 14    | KERALA                    | 100                                  | 42              | 968   | 1779   | 2889           | 5380  | 8269          |
| 15    | MADHYA PRADESH            | 314                                  | 908             | 2875  | 866    | 4963           | 14594   | 19557         |
| 16    | MAHARASHTRA               | 9266                                 | 13745           | 25340 | 36737  | 85088          | 14533   | 99621         |
| 17    | MANIPUR                   | 0                                    | 0               | 0     | 0      | 0              | 774   | 774           |
| 18    | MEGHALAYA                 | 3                                    | 1306            | 1     | 0      | 1310           | 3183  | 4493          |
| 19    | MIZORAM                   | 42                                   | 1864            | 1     | 0      | 1907           | 512   | 2419          |
| 20    | NAGALAND                  | 37                                   | 8550            | 1     | 0      | 8588           | 10786   | 19374         |
| 21    | ODISHA                    | 1326                                 | 3177            | 2024  | 674    | 7201           | 23500   | 30701         |
| 22    | PUDUCHERRY                | 234                                  | 0               | 31    | 91     | 356            | 349   | 705           |

(In Number)

| S.No. | State         | No. of Surface Flow Schemes owned by |                 |       |        |                |   | Total (7 + 8) |
|-------|---------------|--------------------------------------|-----------------|-------|--------|----------------|---|---------------|
|       |               | Scheduled Caste                      | Scheduled Tribe | OBC   | Others | Total (3 to 6) | Owned by other than individual farmer (incl. Public & Group of farmers) |               |
| (1)   | (2)           | (3)                                  | (4)             | (5)   | (6)    | (7)            | (8)   | (9)           |
| 23    | PUNJAB        | 8                                    | 0               | 2     | 219    | 229            | 95  | 324           |
| 24    | RAJASTHAN     | 90                                   | 378             | 386   | 183    | 1037           | 1637  | 2674          |
| 25    | SIKKIM        | 0                                    | 0               | 2     | 3      | 5              | 1561  | 1566          |
| 26    | TAMIL NADU    | 871                                  | 49              | 3948  | 1551   | 6419           | 33292   | 39711         |
| 27    | TELENGANA     | 1391                                 | 1850            | 4946  | 1325   | 9512           | 53241   | 62753         |
| 28    | TRIPURA       | 26                                   | 57              | 26    | 37     | 146            | 214   | 360           |
| 29    | UTTARAKHAND   | 119                                  | 43              | 2     | 484    | 648            | 37212   | 37860         |
| 30    | UTTAR PRADESH | 508                                  | 103             | 1267  | 381    | 2259           | 2166  | 4425          |
| 31    | WEST BENGAL   | 502                                  | 247             | 2206  | 963    | 3918           | 13141   | 17059         |
|       | <b>Total</b>  | 21912                                | 48492           | 66988 | 77239  | 214631         | 396428  | 611059        |

**MINOR IRRIGATION CENSUS (2017-18)**

**TABLE 5.3.2: DISTRIBUTION OF SURFACE FLOW SCHEMES ACCORDING TO SOCIAL STATUS OF FEMALE OWNER**

(In Number)

| S.No. | State                     | No. of Surface flow Schemes owned by |                        |            |               |       |       | Total (3 to 6) |
|-------|---------------------------|--------------------------------------|------------------------|------------|---------------|-------|-------|----------------|
|       |                           | Scheduled Caste<br>(3)               | Scheduled Tribe<br>(4) | OBC<br>(5) | Others<br>(6) | (7)   |       |                |
| (1)   | (2)                       | (3)                                  | (4)                    | (5)        | (6)           | (7)   |       |                |
| 1     | ANDAMAN & NICOBAR ISLANDS | 0                                    | 0                      | 0          | 1             | 1     | 1     |                |
| 2     | ANDHRA PRADESH            | 19                                   | 49                     | 113        | 149           | 330   | 330   |                |
| 3     | ARUNACHAL PRADESH         | 0                                    | 5                      | 0          | 0             | 5     | 5     |                |
| 4     | ASSAM                     | 1                                    | 1                      | 1          | 2             | 5     | 5     |                |
| 5     | BIHAR                     | 2                                    | 0                      | 6          | 3             | 11    | 11    |                |
| 6     | CHHATISGARH               | 26                                   | 77                     | 53         | 21            | 177   | 177   |                |
| 7     | GOA                       | 19                                   | 59                     | 5          | 19            | 102   | 102   |                |
| 8     | HARYANA                   | 1                                    | 0                      | 0          | 0             | 1     | 1     |                |
| 9     | HIMACHAL PRADESH          | 33                                   | 34                     | 5          | 101           | 173   | 173   |                |
| 10    | JAMMU & KASHMIR           | 0                                    | 3                      | 0          | 0             | 3     | 3     |                |
| 11    | JHARKHAND                 | 116                                  | 472                    | 244        | 53            | 885   | 885   |                |
| 12    | KARNATAKA                 | 484                                  | 303                    | 1814       | 2855          | 5456  | 5456  |                |
| 13    | KERALA                    | 19                                   | 11                     | 177        | 306           | 513   | 513   |                |
| 14    | MADHYA PRADESH            | 256                                  | 735                    | 2285       | 703           | 3979  | 3979  |                |
| 15    | MAHARASHTRA               | 1985                                 | 2034                   | 4934       | 12360         | 21313 | 21313 |                |
| 16    | MEGHALAYA                 | 2                                    | 552                    | 1          | 0             | 555   | 555   |                |
| 17    | MIZORAM                   | 1                                    | 25                     | 0          | 0             | 26    | 26    |                |
| 18    | NAGALAND                  | 2                                    | 100                    | 0          | 0             | 102   | 102   |                |
| 19    | ODISHA                    | 39                                   | 73                     | 123        | 13            | 248   | 248   |                |
| 20    | PUDUCHERRY                | 22                                   | 0                      | 5          | 19            | 46    | 46    |                |
| 21    | PUNJAB                    | 1                                    | 0                      | 0          | 3             | 4     | 4     |                |
| 22    | RAJASTHAN                 | 6                                    | 4                      | 48         | 15            | 73    | 73    |                |
| 23    | TAMIL NADU                | 142                                  | 5                      | 552        | 120           | 819   | 819   |                |
| 24    | TELENGANA                 | 185                                  | 239                    | 584        | 127           | 1135  | 1135  |                |
| 25    | TRIPURA                   | 1                                    | 4                      | 1          | 1             | 7     | 7     |                |

(In Number)

| S.No. | State         | No. of Surface flow Schemes owned by |                           |            |               |       | Total (3 to 6) |
|-------|---------------|--------------------------------------|---------------------------|------------|---------------|-------|----------------|
|       |               | Scheduled Caste<br>(3)               | Scheduled<br>Tribe<br>(4) | OBC<br>(5) | Others<br>(6) | (7)   |                |
| 26    | UTTARAKHAND   | 0                                    | 1                         | 1          | 23            | 25    |                |
| 27    | UTTAR PRADESH | 10                                   | 8                         | 37         | 12            | 67    |                |
| 28    | WEST BENGAL   | 26                                   | 5                         | 82         | 37            | 150   |                |
|       | <b>Total</b>  | 3398                                 | 4799                      | 11071      | 16943         | 36211 |                |

**MINOR IRRIGATION CENSUS (2017-18)**

**TABLE 5.4: DISTRIBUTION OF SURFACE FLOW SCHEMES ACCORDING TO THE INDIVIDUAL OWNER'S HOLDING SIZE**

| S.No. | State                     | No. of Surface Flow Schemes by size class of owner |                |                      |                  |               |             |       | Total (3 to 7) |
|-------|---------------------------|--|----------------|----------------------|------------------|---------------|-------------|-------|----------------|
|       |                           | Marginal (0-1 ha)                                  | Small (1-2 ha) | Semi-Medium (2-4 ha) | Medium (4-10 ha) | Big (>=10 ha) | (In Number) |       |                |
| (1)   | (2)                       | (3)  | (4)            | (5)                  | (6)              | (7)           | (8)         | (8)   |                |
| 1     | ANDAMAN & NICOBAR ISLANDS | 3  | 7              | 3                    | 3                | 0             | 0           | 16    |                |
| 2     | ANDHRA PRADESH            | 1125   | 652            | 355                  | 153              | 28            | 2313        | 2313  |                |
| 3     | ARUNACHAL PRADESH         | 0  | 3              | 30                   | 20               | 1             | 54          | 54    |                |
| 4     | ASSAM                     | 182  | 78             | 12                   | 12               | 1             | 285         | 285   |                |
| 5     | BIHAR                     | 683  | 165            | 530                  | 142              | 53            | 1573        | 1573  |                |
| 6     | CHHATISGARH               | 427  | 562            | 514                  | 325              | 55            | 1883        | 1883  |                |
| 7     | GOA                       | 381  | 126            | 23                   | 15               | 10            | 555         | 555   |                |
| 8     | HARYANA                   | 2  | 4              | 5                    | 1                | 0             | 12          | 12    |                |
| 9     | HIMACHAL PRADESH          | 2516   | 1358           | 332                  | 120              | 25            | 4351        | 4351  |                |
| 10    | JAMMU & KASHMIR           | 2  | 4              | 2                    | 2                | 0             | 10          | 10    |                |
| 11    | JHARKHAND                 | 5946   | 9627           | 4996                 | 1783             | 778           | 23130       | 23130 |                |
| 12    | KARNATAKA                 | 6688   | 19100          | 9845                 | 5488             | 2853          | 43974       | 43974 |                |
| 13    | KERALA                    | 2013   | 456            | 242                  | 114              | 64            | 2889        | 2889  |                |
| 14    | MADHYA PRADESH            | 1226   | 1543           | 1098                 | 933              | 163           | 4963        | 4963  |                |
| 15    | MAHARASHTRA               | 16178  | 49731          | 10686                | 7398             | 1095          | 85088       | 85088 |                |
| 16    | MEGHALAYA                 | 23   | 560            | 519                  | 180              | 28            | 1310        | 1310  |                |
| 17    | MIZORAM                   | 419  | 856            | 584                  | 22               | 26            | 1907        | 1907  |                |
| 18    | NAGALAND                  | 2582   | 1608           | 2589                 | 1559             | 250           | 8588        | 8588  |                |
| 19    | ODISHA                    | 1630   | 1777           | 2004                 | 1221             | 569           | 7201        | 7201  |                |
| 20    | PUDUCHERRY                | 99   | 105            | 54                   | 25               | 73            | 356         | 356   |                |
| 21    | PUNJAB                    | 56   | 98             | 33                   | 18               | 24            | 229         | 229   |                |
| 22    | RAJASTHAN                 | 437  | 215            | 223                  | 120              | 42            | 1037        | 1037  |                |
| 23    | SIKKIM                    | 0  | 1              | 0                    | 1                | 3             | 5           | 5     |                |
| 24    | TAMIL NADU                | 2156   | 1812           | 804                  | 539              | 1108          | 6419        | 6419  |                |

(In Number)

| S.No. | State         | No. of Surface Flow Schemes by size class of owner |                |                      |                  |                     |                |  |
|-------|---------------|--|----------------|----------------------|------------------|---------------------|----------------|--|
|       |               | Marginal (0-1 ha)                                  | Small (1-2 ha) | Semi-Medium (2-4 ha) | Medium (4-10 ha) | Big ( $\geq 10$ ha) | Total (3 to 7) |  |
| (1)   | (2)           | (3)  | (4)            | (5)                  | (6)              | (7)                 | (8)            |  |
| 25    | TELENGANA     | 4664   | 2646           | 1675                 | 469              | 58                  | 9512           |  |
| 26    | TRIPURA       | 72   | 59             | 11                   | 4                | 0                   | 146            |  |
| 27    | UTTARAKHAND   | 110  | 327            | 177                  | 23               | 11                  | 648            |  |
| 28    | UTTAR PRADESH | 665  | 719            | 591                  | 249              | 35                  | 2259           |  |
| 29    | WEST BENGAL   | 3109   | 639            | 91                   | 79               | 0                   | 3918           |  |
|       | <b>Total</b>  | 53394  | 94838          | 38028                | 21018            | 7353                | 214631         |  |



**MINOR IRRIGATION CENSUS (2017-18)**

**TABLE 5.5: DISTRIBUTION OF SURFACE FLOW SCHEMES AND COST OF CONSTRUCTION**

(In Number)

| S.No. | State                     | Number and Cost of Construction of Surface Flow Schemes commissioned during the period/year |          |         |         |         |         |         |         |         |        |       |          |  |  |
|-------|---------------------------|---|----------|---------|---------|---------|---------|---------|---------|---------|--------|-------|----------|--|--|
|       |                           | Up to 2013 -14  |          | 2014-15 |         | 2015-16 |         | 2016-17 |         | 2017-18 |        | Total |          |  |  |
|       |                           | No.   | Cost     | No.     | Cost    | No.     | Cost    | No.     | Cost    | No.     | Cost   | No.   | Cost     |  |  |
| (1)   | (2)                       | (3)   | (4)      | (5)     | (6)     | (7)     | (8)     | (9)     | (10)    | (11)    | (12)   | (13)  | (14)     |  |  |
| 1     | ANDAMAN & NICOBAR ISLANDS | 54  | 7188     | 2       | 140     | 6       | 1174    | 2       | 560     | 4       | 490    | 68    | 9552     |  |  |
| 2     | ANDHRA PRADESH            | 44760   | 5427953  | 1119    | 152769  | 666     | 48169   | 559     | 48720   | 486     | 48109  | 47590 | 5725720  |  |  |
| 3     | ARUNACHAL PRADESH         | 2684  | 1412351  | 184     | 81233   | 177     | 95311   | 128     | 74020   | 201     | 104410 | 3374  | 1767325  |  |  |
| 4     | ASSAM                     | 1063  | 6004152  | 784     | 637297  | 105     | 477118  | 65      | 1445603 | 66      | 698902 | 2083  | 9263071  |  |  |
| 5     | BIHAR                     | 2335  | 253610   | 351     | 37424   | 1081    | 107932  | 99      | 6624    | 679     | 90068  | 4545  | 495659   |  |  |
| 6     | CHHATISGARH               | 3359  | 369892   | 386     | 13534   | 200     | 8618    | 103     | 3776    | 197     | 14524  | 4245  | 410344   |  |  |
| 7     | GOA                       | 840   | 16645    | 47      | 440     | 14      | 252     | 8       | 120     | 121     | 267    | 1030  | 17724    |  |  |
| 8     | GUJARAT                   | 24030   | 9862749  | 31      | 16039   | 24      | 20326   | 14      | 10981   | 18      | 69007  | 24117 | 9979102  |  |  |
| 9     | HARYANA                   | 89  | 3153     | 4       | 1000    | 3       | 0       | 2       | 215     | 0       | 0      | 98    | 4368     |  |  |
| 10    | HIMACHAL PRADESH          | 14234   | 1121353  | 2443    | 187826  | 1915    | 137817  | 1474    | 93786   | 1623    | 96365  | 21689 | 1637147  |  |  |
| 11    | JAMMU & KASHMIR           | 2459  | 125419   | 54      | 3784    | 4       | 549     | 8       | 4190    | 16      | 1230   | 2541  | 135172   |  |  |
| 12    | JHARKHAND                 | 54775   | 13419253 | 6410    | 1774825 | 3794    | 1066649 | 4595    | 931346  | 2387    | 772328 | 71961 | 17964401 |  |  |
| 13    | KARNATAKA                 | 51459   | 3298848  | 6058    | 483681  | 6443    | 526935  | 2979    | 219979  | 8134    | 379745 | 75073 | 4909189  |  |  |
| 14    | KERALA                    | 6748  | 742636   | 596     | 61223   | 314     | 25127   | 204     | 27072   | 407     | 60985  | 8269  | 917043   |  |  |
| 15    | MADHYA PRADESH            | 15147   | 10420795 | 1706    | 730478  | 983     | 399318  | 731     | 334681  | 990     | 474504 | 19557 | 12359776 |  |  |
| 16    | MAHARASHTRA               | 73699   | 5577605  | 8408    | 505045  | 9175    | 547320  | 8283    | 497907  | 56      | 3018   | 99621 | 7130895  |  |  |
| 17    | MANIPUR                   | 521   | 690803   | 48      | 117310  | 20      | 45655   | 20      | 63449   | 165     | 277802 | 774   | 1195018  |  |  |
| 18    | MEGHALAYA                 | 3098  | 1393404  | 552     | 174275  | 303     | 114205  | 268     | 110884  | 272     | 142806 | 4493  | 1935572  |  |  |
| 19    | MIZORAM                   | 1979  | 1777361  | 235     | 73572   | 57      | 4083    | 82      | 12392   | 66      | 64465  | 2419  | 1931873  |  |  |
| 20    | NAGALAND                  | 16757   | 3525440  | 523     | 154104  | 209     | 34480   | 208     | 84470   | 1677    | 282728 | 19374 | 4081222  |  |  |
| 21    | ODISHA                    | 25808   | 5915754  | 2762    | 664163  | 1284    | 358293  | 478     | 261299  | 369     | 272301 | 30701 | 7471809  |  |  |
| 22    | PUDUCHERRY                | 614   | 27600    | 41      | 113     | 11      | 1346    | 37      | 2874    | 2       | 155    | 705   | 32089    |  |  |

(In Number)

| S.No. | State         | Number and Cost of Construction of Surface Flow Schemes commissioned during the period/year |          |         |         |         |         |         |         |         |         |        |           |  |  |  |  |  |  |
|-------|---------------|---|----------|---------|---------|---------|---------|---------|---------|---------|---------|--------|-----------|--|--|--|--|--|--|
|       |               | Up to 2013-14   |          | 2014-15 |         | 2015-16 |         | 2016-17 |         | 2017-18 |         | Total  |           |  |  |  |  |  |  |
|       |               | No.   | Cost     | No.     | Cost    | No.     | Cost    | No.     | Cost    | No.     | Cost    | No.    | Cost      |  |  |  |  |  |  |
| (1)   | (2)           | (3)   | (4)      | (5)     | (6)     | (7)     | (8)     | (9)     | (10)    | (11)    | (12)    | (13)   | (14)      |  |  |  |  |  |  |
| 23    | PUNJAB        | 277   | 37272    | 13      | 1953    | 3       | 7       | 7       | 600     | 24      | 66      | 324    | 39898     |  |  |  |  |  |  |
| 24    | RAJASTHAN     | 2463  | 787289   | 95      | 9405    | 47      | 3012    | 28      | 3375    | 41      | 2110    | 2674   | 805191    |  |  |  |  |  |  |
| 25    | SIKKIM        | 1548  | 817488   | 10      | 23828   | 2       | 2401    | 4       | 900     | 2       | 7298    | 1566   | 851915    |  |  |  |  |  |  |
| 26    | TAMIL NADU    | 29763   | 2137474  | 2800    | 162591  | 1427    | 81434   | 975     | 48777   | 4746    | 216224  | 39711  | 2646499   |  |  |  |  |  |  |
| 27    | TELENGANA     | 50190   | 4073826  | 4102    | 469449  | 2919    | 247503  | 3204    | 205773  | 2338    | 157873  | 62753  | 5154425   |  |  |  |  |  |  |
| 28    | TRIPURA       | 115   | 713051   | 37      | 4786    | 15      | 3135    | 45      | 27146   | 148     | 8876    | 360    | 756993    |  |  |  |  |  |  |
| 29    | UTTARAKHAND   | 30546   | 11668916 | 4099    | 1507225 | 1426    | 686609  | 960     | 315706  | 829     | 371613  | 37860  | 14550069  |  |  |  |  |  |  |
| 30    | UTTAR PRADESH | 3571  | 245805   | 302     | 15397   | 251     | 20958   | 101     | 20374   | 200     | 29190   | 4425   | 331724    |  |  |  |  |  |  |
| 31    | WEST BENGAL   | 11996   | 4945441  | 1110    | 457921  | 1953    | 860587  | 751     | 320436  | 1249    | 508095  | 17059  | 7092480   |  |  |  |  |  |  |
|       | <b>Total</b>  | 476981  | 96820527 | 45312   | 8522829 | 34831   | 5926323 | 26422   | 5178031 | 27513   | 5155553 | 611059 | 121603263 |  |  |  |  |  |  |

**MINOR IRRIGATION CENSUS (2017-18)**

**TABLE 5.6.1: DISTRIBUTION OF SURFACE FLOW SCHEMES  
BY COST OF MAINTENANCE IN THE REFERENCE YEAR**

(In Number)

| S.No. | State                     | No. of Surface Flow Schemes according to the Annual Cost of Maintenance |                          |                           |                            |                             |                       |    |
|-------|---------------------------|---|--------------------------|---------------------------|----------------------------|-----------------------------|-----------------------|----|
|       |                           | Upto Rs. 1000<br>(3)  | Rs. 1000 to 10000<br>(4) | Rs. 10000 to 50000<br>(5) | Rs. 50000 to 100000<br>(6) | More than Rs. 100000<br>(7) | Total (3 to 7)<br>(8) |    |
| 1     | ANDAMAN & NICOBAR ISLANDS | 68  | 0                        | 0                         | 0                          | 0                           | 0                     | 68 |
| 2     | ANDHRA PRADESH            | 33334   | 7149                     | 4790                      | 1330                       | 987                         | 47590                 |    |
| 3     | ARUNACHAL PRADESH         | 3367  | 1                        | 6                         | 0                          | 0                           | 3374                  |    |
| 4     | ASSAM                     | 1909  | 149                      | 25                        | 0                          | 0                           | 2083                  |    |
| 5     | BIHAR                     | 2693  | 392                      | 1418                      | 42                         | 0                           | 4545                  |    |
| 6     | CHHATISGARH               | 4071  | 130                      | 33                        | 11                         | 0                           | 4245                  |    |
| 7     | GOA                       | 792   | 218                      | 19                        | 1                          | 0                           | 1030                  |    |
| 8     | GUJARAT                   | 3784  | 13473                    | 6570                      | 226                        | 64                          | 24117                 |    |
| 9     | HARYANA                   | 91  | 5                        | 2                         | 0                          | 0                           | 98                    |    |
| 10    | HIMACHAL PRADESH          | 21550   | 49                       | 51                        | 32                         | 7                           | 21689                 |    |
| 11    | JAMMU & KASHMIR           | 2391  | 116                      | 34                        | 0                          | 0                           | 2541                  |    |
| 12    | JHARKHAND                 | 71064   | 455                      | 338                       | 70                         | 34                          | 71961                 |    |
| 13    | KARNATAKA                 | 53680   | 12163                    | 8024                      | 1203                       | 3                           | 75073                 |    |
| 14    | KERALA                    | 7680  | 420                      | 150                       | 17                         | 2                           | 8269                  |    |
| 15    | MADHYA PRADESH            | 13668   | 2770                     | 2214                      | 602                        | 303                         | 19557                 |    |
| 16    | MAHARASHTRA               | 97869   | 255                      | 1494                      | 2                          | 1                           | 99621                 |    |
| 17    | MANIPUR                   | 774   | 0                        | 0                         | 0                          | 0                           | 774                   |    |
| 18    | MEGHALAYA                 | 3952  | 330                      | 149                       | 62                         | 0                           | 4493                  |    |
| 19    | MIZORAM                   | 2416  | 0                        | 2                         | 0                          | 1                           | 2419                  |    |
| 20    | NAGALAND                  | 12872   | 4348                     | 1524                      | 496                        | 134                         | 19374                 |    |
| 21    | ODISHA                    | 26472   | 2645                     | 1119                      | 419                        | 46                          | 30701                 |    |
| 22    | PUDUCHERRY                | 396   | 214                      | 94                        | 1                          | 0                           | 705                   |    |
| 23    | PUNJAB                    | 236   | 58                       | 25                        | 5                          | 0                           | 324                   |    |

(In Number)

| S.No. | State         | No. of Surface Flow Schemes according to the Annual Cost of Maintenance |                          |                           |                            |                                |                       |  |
|-------|---------------|---|--------------------------|---------------------------|----------------------------|--------------------------------|-----------------------|--|
|       |               | Upto Rs. 1000<br>(3)  | Rs. 1000 to 10000<br>(4) | Rs. 10000 to 50000<br>(5) | Rs. 50000 to 100000<br>(6) | More than Rs.<br>100000<br>(7) | Total (3 to 7)<br>(8) |  |
| 24    | RAJASTHAN     | 2510  | 115                      | 36                        | 8                          | 5                              | 2674                  |  |
| 25    | SIKKIM        | 1565  | 0                        | 0                         | 0                          | 1                              | 1566                  |  |
| 26    | TAMIL NADU    | 22632   | 10221                    | 6239                      | 618                        | 1                              | 39711                 |  |
| 27    | TELENGANA     | 46209   | 10988                    | 4547                      | 998                        | 11                             | 62753                 |  |
| 28    | TRIPURA       | 281   | 42                       | 21                        | 10                         | 6                              | 360                   |  |
| 29    | UTTARAKHAND   | 37777   | 41                       | 22                        | 15                         | 5                              | 37860                 |  |
| 30    | UTTAR PRADESH | 4076  | 298                      | 45                        | 6                          | 0                              | 4425                  |  |
| 31    | WEST BENGAL   | 649   | 6862                     | 9013                      | 55                         | 0                              | 17059                 |  |
|       | <b>Total</b>  | 480828  | 73907                    | 48004                     | 6709                       | 1611                           | 611059                |  |

**MINOR IRRIGATION CENSUS (2017-18)**

**Table.5.6.2: AVERAGE COST OF CONSTRUCTION, MACHINERY, ANNUAL MAINTENANCE AND AVERAGE AMOUNT OF SUBSIDY RECEIVED FOR SURFACE FLOW SCHEMES**

(In Number)

| S.No. | State                     | Average cost of construction | Average cost of Machinery | Average cost of annual maintenance during 2017-18 | Subsidy for Construction                           |                           | Subsidy for Machinery                              |   |
|-------|---------------------------|------------------------------|---------------------------|---|--|---------------------------|--|---|
|       |                           |                              |                           |   | No. of Surface Flow for which subsidy was received | Average amount of subsidy | No. of Surface Flow for which subsidy was received | Average amount of subsidy for machinery |
| (1)   | (2)                       | (3)                          | (4)                       | (5)   | (6)  | (7)                       | (8)  | (9)                                     |
| 1     | ANDAMAN & NICOBAR ISLANDS | 140                          | 5                         | 0   | 20   | 185                       | 0  | 0                                       |
| 2     | ANDHRA PRADESH            | 120                          | 15                        | 14  | 8552   | 54                        | 3472   | 18                                      |
| 3     | ARUNACHAL PRADESH         | 524                          | 0                         | 0   | 212  | 406                       | 0  | 0                                       |
| 4     | ASSAM                     | 4447                         | 7                         | 1   | 62   | 46                        | 16   | 25                                      |
| 5     | BIHAR                     | 109                          | 21                        | 10  | 1194   | 38                        | 807  | 10                                      |
| 6     | CHHATISGARH               | 97                           | 9                         | 1   | 234  | 146                       | 134  | 13                                      |
| 7     | GOA                       | 17                           | 2                         | 1   | 12   | 152                       | 10   | 31                                      |
| 8     | GUJARAT                   | 414                          | 0                         | 9   | 0  | 0                         | 0  | 0                                       |
| 9     | HARYANA                   | 45                           | 9                         | 1   | 1  | 0                         | 0  | 0                                       |
| 10    | HIMACHAL PRADESH          | 75                           | 1                         | 0   | 3329   | 80                        | 52   | 35                                      |
| 11    | JAMMU & KASHMIR           | 53                           | 1                         | 0   | 27   | 176                       | 1  | 0                                       |
| 12    | JHARKHAND                 | 250                          | 2                         | 1   | 38052  | 251                       | 4825   | 18                                      |
| 13    | KARNATAKA                 | 65                           | 29                        | 5   | 15484  | 19                        | 15435  | 10                                      |
| 14    | KERALA                    | 111                          | 4                         | 1   | 394  | 155                       | 110  | 21                                      |
| 15    | MADHYA PRADESH            | 632                          | 79                        | 19  | 5437   | 174                       | 5834   | 70                                      |
| 16    | MAHARASHTRA               | 72                           | 19                        | 1   | 5576   | 74                        | 4581   | 8                                       |
| 17    | MANIPUR                   | 1544                         | 0                         | 0   | 0  | 0                         | 0  | 0                                       |
| 18    | MEGHALAYA                 | 431                          | 2                         | 2   | 20   | 81                        | 8  | 23                                      |
| 19    | MIZORAM                   | 799                          | 0                         | 0   | 5  | 0                         | 0  | 0                                       |
| 20    | NAGALAND                  | 211                          | 0                         | 7   | 1606   | 435                       | 0  | 0                                       |
| 21    | ODISHA                    | 243                          | 9                         | 3   | 9025   | 163                       | 2982   | 31                                      |

(In Number)

| S.No. | State         | Average cost of construction | Average cost of Machinery | Average cost of annual maintenance during 2017- 18 | Subsidy for Construction                           |                           | Subsidy for Machinery                              |   |
|-------|---------------|------------------------------|---------------------------|--|--|---------------------------|--|---|
|       |               |                              |                           |  | No. of Surface Flow for which subsidy was received | Average amount of subsidy | No. of Surface Flow for which subsidy was received | Average amount of subsidy for machinery |
| (1)   | (2)           | (3)                          | (4)                       | (5)  | (6)  | (7)                       | (8)  | (9)                                     |
| 22    | PUDUCHERRY    | 46                           | 0                         | 4  | 0  | 0                         | 0  | 0                                       |
| 23    | PUNJAB        | 123                          | 13                        | 4  | 79   | 106                       | 57   | 26                                      |
| 24    | RAJASTHAN     | 301                          | 16                        | 8  | 255  | 186                       | 336  | 18                                      |
| 25    | SIKKIM        | 544                          | 0                         | 0  | 0  | 0                         | 0  | 0                                       |
| 26    | TAMIL NADU    | 67                           | 15                        | 7  | 14010  | 39                        | 12438  | 10                                      |
| 27    | TELENGANA     | 82                           | 7                         | 4  | 9475   | 79                        | 4432   | 14                                      |
| 28    | TRIPURA       | 2103                         | 138                       | 25   | 72   | 136                       | 3  | 70                                      |
| 29    | UTTARAKHAND   | 384                          | 0                         | 0  | 7901   | 287                       | 11   | 54                                      |
| 30    | UTTAR PRADESH | 75                           | 8                         | 1  | 133  | 34                        | 49   | 6                                       |
| 31    | WEST BENGAL   | 416                          | 1                         | 13   | 1515   | 20                        | 0  | 0                                       |
|       | <b>Total</b>  | 199                          | 13                        | 5  | 122682   | 147                       | 55593  | 19                                      |

**MINOR IRRIGATION CENSUS (2017-18)**

**TABLE 5.7: DISTRIBUTION OF SURFACE FLOW SCHEMES UNDER INDIVIDUAL OWNERSHIP ACCORDING TO MAJOR SOURCE OF FINANCE**

(In Number)

| S.No. | State                     | With Single Source of Finance |            |            |              |        | With two Sources of Finance |                        |                        |                       |                          | Grand Total (8 +16) |                           |        |                 |       |
|-------|---------------------------|-------------------------------|------------|------------|--------------|--------|-----------------------------|------------------------|------------------------|-----------------------|--------------------------|---------------------|---------------------------|--------|-----------------|-------|
|       |                           | Bank Loan                     | Govt. Fund | Own Saving | Money Lender | Others | Total (3 to 7)              | Own Saving & Bank Loan | Own Saving & Govt Fund | Bank Loan & Govt Fund | Bank Loan & Money Lender |                     | Govt. Fund & Money Lender | Others | Total (9 to 15) |       |
| (1)   | (2)                       | (3)                           | (4)        | (5)        | (6)          | (7)    | (8)                         | (9)                    | (10)                   | (11)                  | (12)                     | (13)                | (14)                      | (15)   | (16)            | (17)  |
| 1     | ANDAMAN & NICOBAR ISLANDS | 0                             | 0          | 14         | 0            | 0      | 14                          | 0                      | 0                      | 0                     | 0                        | 0                   | 0                         | 0      | 2               | 16    |
| 2     | ANDHRA PRADESH            | 46                            | 455        | 870        | 306          | 194    | 1871                        | 42                     | 52                     | 194                   | 2                        | 32                  | 2                         | 118    | 442             | 2313  |
| 3     | ARUNACHAL PRADESH         | 0                             | 0          | 0          | 0            | 0      | 0                           | 1                      | 18                     | 0                     | 0                        | 0                   | 2                         | 33     | 54              | 54    |
| 4     | ASSAM                     | 0                             | 0          | 0          | 0            | 0      | 0                           | 1                      | 2                      | 2                     | 0                        | 0                   | 0                         | 280    | 285             | 285   |
| 5     | BIHAR                     | 0                             | 3          | 3          | 0            | 0      | 6                           | 550                    | 27                     | 10                    | 613                      | 14                  | 1                         | 352    | 1567            | 1573  |
| 6     | CHHATTISGARH              | 29                            | 79         | 118        | 5            | 20     | 251                         | 97                     | 124                    | 22                    | 61                       | 2                   | 7                         | 1319   | 1632            | 1883  |
| 7     | GOA                       | 8                             | 2          | 120        | 0            | 6      | 136                         | 8                      | 3                      | 1                     | 0                        | 0                   | 0                         | 407    | 419             | 555   |
| 8     | HARYANA                   | 6                             | 0          | 0          | 0            | 0      | 6                           | 0                      | 0                      | 0                     | 0                        | 0                   | 0                         | 6      | 6               | 12    |
| 9     | HIMACHAL PRADESH          | 20                            | 409        | 1458       | 2            | 37     | 1926                        | 87                     | 874                    | 8                     | 48                       | 5                   | 2                         | 1401   | 2425            | 4351  |
| 10    | JAMMU & KASHMIR           | 0                             | 0          | 1          | 0            | 6      | 7                           | 0                      | 0                      | 0                     | 0                        | 0                   | 0                         | 3      | 3               | 10    |
| 11    | JHARKHAND                 | 15                            | 1048       | 239        | 3            | 263    | 1568                        | 232                    | 6191                   | 64                    | 977                      | 8                   | 40                        | 14050  | 21562           | 23130 |
| 12    | KARNATAKA                 | 6202                          | 455        | 25033      | 734          | 2053   | 34477                       | 3935                   | 78                     | 554                   | 348                      | 437                 | 5                         | 4140   | 9497            | 43974 |
| 13    | KERALA                    | 75                            | 54         | 1548       | 32           | 542    | 2251                        | 68                     | 90                     | 30                    | 5                        | 6                   | 0                         | 439    | 638             | 2889  |
| 14    | MADHYA PRADESH            | 449                           | 199        | 1945       | 42           | 1446   | 4081                        | 75                     | 66                     | 39                    | 106                      | 19                  | 1                         | 576    | 882             | 4963  |
| 15    | MAHARASHTRA               | 14144                         | 14339      | 54335      | 340          | 976    | 84134                       | 166                    | 1                      | 0                     | 2                        | 2                   | 0                         | 783    | 954             | 85088 |
| 16    | MEGHALAYA                 | 1                             | 109        | 485        | 1            | 22     | 618                         | 4                      | 2                      | 1                     | 0                        | 0                   | 0                         | 685    | 692             | 1310  |
| 17    | MIZORAM                   | 3                             | 1010       | 869        | 2            | 1      | 1885                        | 15                     | 3                      | 0                     | 4                        | 0                   | 0                         | 0      | 22              | 1907  |
| 18    | NAGALAND                  | 5                             | 680        | 5113       | 33           | 11     | 5842                        | 23                     | 735                    | 195                   | 6                        | 0                   | 8                         | 1779   | 2746            | 8588  |
| 19    | ODISHA                    | 68                            | 679        | 2678       | 16           | 34     | 3475                        | 701                    | 1179                   | 324                   | 244                      | 7                   | 7                         | 1264   | 3726            | 7201  |
| 20    | PUDUCHERRY                | 1                             | 0          | 0          | 0            | 145    | 146                         | 2                      | 0                      | 1                     | 0                        | 0                   | 0                         | 207    | 210             | 356   |

(In Number)

| S.No. | State         | With Single Source of Finance |            |            |              |        |                | With two Sources of Finance |                        |                          |                       |                           |                           | Grand Total (8 +16) |        |                 |
|-------|---------------|-------------------------------|------------|------------|--------------|--------|----------------|-----------------------------|------------------------|--------------------------|-----------------------|---------------------------|---------------------------|---------------------|--------|-----------------|
|       |               | Bank Loan                     | Govt. Fund | Own Saving | Money Lender | Others | Total (3 to 7) | Own Saving & Bank Loan      | Own Saving & Govt Fund | Bank Loan & Money Lender | Bank Loan & Govt Fund | Own Saving & Money Lender | Govt. Fund & Money Lender |                     | Others | Total (9 to 15) |
| (1)   | (2)           | (3)                           | (4)        | (5)        | (6)          | (7)    | (8)            | (9)                         | (10)                   | (11)                     | (12)                  | (13)                      | (14)                      | (15)                | (16)   | (17)            |
| 21    | PUNJAB        | 2                             | 51         | 57         | 0            | 7      | 117            | 16                          | 31                     | 0                        | 10                    | 0                         | 0                         | 55                  | 112    | 229             |
| 22    | RAJASTHAN     | 25                            | 443        | 409        | 1            | 0      | 878            | 59                          | 32                     | 14                       | 7                     | 0                         | 0                         | 47                  | 159    | 1037            |
| 23    | SIKKIM        | 0                             | 4          | 0          | 0            | 0      | 4              | 0                           | 0                      | 0                        | 0                     | 0                         | 0                         | 1                   | 1      | 5               |
| 24    | TAMIL NADU    | 82                            | 1881       | 984        | 9            | 529    | 3485           | 111                         | 346                    | 236                      | 99                    | 3                         | 4                         | 2135                | 2934   | 6419            |
| 25    | TELENGANA     | 26                            | 4254       | 569        | 17           | 67     | 4933           | 116                         | 585                    | 852                      | 178                   | 25                        | 75                        | 2748                | 4579   | 9512            |
| 26    | TRIPURA       | 0                             | 117        | 29         | 0            | 0      | 146            | 0                           | 0                      | 0                        | 0                     | 0                         | 0                         | 0                   | 0      | 146             |
| 27    | UTTARAKHAND   | 1                             | 29         | 12         | 0            | 8      | 50             | 21                          | 27                     | 102                      | 3                     | 0                         | 0                         | 445                 | 598    | 648             |
| 28    | UTTAR PRADESH | 37                            | 241        | 745        | 12           | 41     | 1076           | 159                         | 29                     | 2                        | 123                   | 8                         | 0                         | 862                 | 1183   | 2259            |
| 29    | WEST BENGAL   | 12                            | 106        | 1450       | 40           | 2310   | 3918           | 0                           | 0                      | 0                        | 0                     | 0                         | 0                         | 0                   | 0      | 3918            |
|       | <b>Total</b>  | 21257                         | 26647      | 99084      | 1595         | 8718   | 157301         | 6489                        | 10495                  | 2651                     | 2836                  | 568                       | 154                       | 34137               | 57330  | 214631          |



**MINOR IRRIGATION CENSUS (2017-18)**

**TABLE 5.8: DISTRIBUTION OF SURFACE FLOW SCHEMES BY STATUS OF UTILISATION**

(In Number)

| S.No. | State                     | Schemes in use<br>(3) | Schemes not in use |                    |                    | Grand Total (3+6)<br>(7) | Number of Schemes meant only for re-charge of ground water |                                |                     |
|-------|---------------------------|-----------------------|--------------------|--------------------|--------------------|--------------------------|--|--------------------------------|---------------------|
|       |                           |                       | Temporarily<br>(4) | Permanently<br>(5) | Total (4+5)<br>(6) |                          | In use<br>(8)  | Not in use (Temp + Pmt)<br>(9) | Total (8+9)<br>(10) |
| (1)   | (2)                       | (3)                   | (4)                | (5)                | (6)                | (7)                      | (8)  | (9)                            | (10)                |
| 1     | ANDAMAN & NICOBAR ISLANDS | 64                    | 2                  | 2                  | 4                  | 68                       | 2  | 2                              | 4                   |
| 2     | ANDHRA PRADESH            | 37467                 | 9158               | 965                | 10123              | 47590                    | 139  | 282                            | 421                 |
| 3     | ARUNACHAL PRADESH         | 2495                  | 538                | 341                | 879                | 3374                     | 0  | 0                              | 0                   |
| 4     | ASSAM                     | 1768                  | 256                | 59                 | 315                | 2083                     | 2  | 1                              | 3                   |
| 5     | BIHAR                     | 4466                  | 32                 | 47                 | 79                 | 4545                     | 865  | 34                             | 899                 |
| 6     | CHHATISGARH               | 4142                  | 66                 | 37                 | 103                | 4245                     | 205  | 40                             | 245                 |
| 7     | GOA                       | 1018                  | 3                  | 9                  | 12                 | 1030                     | 9  | 1                              | 10                  |
| 8     | GUJARAT                   | 24116                 | 1                  | 0                  | 1                  | 24117                    | 23575  | 1                              | 23576               |
| 9     | HARYANA                   | 98                    | 0                  | 0                  | 0                  | 98                       | 2  | 0                              | 2                   |
| 10    | HIMACHAL PRADESH          | 20944                 | 473                | 272                | 745                | 21689                    | 97   | 21                             | 118                 |
| 11    | JAMMU & KASHMIR           | 2537                  | 1                  | 3                  | 4                  | 2541                     | 1  | 0                              | 1                   |
| 12    | JHARKHAND                 | 69436                 | 1892               | 633                | 2525               | 71961                    | 8143   | 1063                           | 9206                |
| 13    | KARNATAKA                 | 73615                 | 1320               | 138                | 1458               | 75073                    | 21697  | 334                            | 22031               |
| 14    | KERALA                    | 8068                  | 148                | 53                 | 201                | 8269                     | 284  | 51                             | 335                 |
| 15    | MADHYA PRADESH            | 18761                 | 456                | 340                | 796                | 19557                    | 17912  | 666                            | 18578               |
| 16    | MAHARASHTRA               | 98498                 | 950                | 173                | 1123               | 99621                    | 3415   | 647                            | 4062                |
| 17    | MANIPUR                   | 596                   | 26                 | 152                | 178                | 774                      | 0  | 0                              | 0                   |
| 18    | MEGHALAYA                 | 4199                  | 16                 | 129                | 294                | 4493                     | 234  | 75                             | 309                 |
| 19    | MIZORAM                   | 2362                  | 27                 | 30                 | 57                 | 2419                     | 0  | 0                              | 0                   |
| 20    | NAGALAND                  | 17789                 | 1402               | 183                | 1585               | 19374                    | 349  | 4                              | 353                 |
| 21    | ODISHA                    | 28793                 | 1072               | 836                | 1908               | 30701                    | 271  | 47                             | 318                 |
| 22    | PUDUCHERRY                | 703                   | 0                  | 2                  | 2                  | 705                      | 7  | 0                              | 7                   |
| 23    | PUNJAB                    | 275                   | 13                 | 36                 | 49                 | 324                      | 9  | 2                              | 11                  |

(In Number)

| S.No. | State         | Schemes in use<br>(3) | Schemes not in use |                    |                    | Grand Total (3+6)<br>(7) | Number of Schemes meant only for re-charge of ground water |                                |                     |
|-------|---------------|-----------------------|--------------------|--------------------|--------------------|--------------------------|--|--------------------------------|---------------------|
|       |               |                       | Temporarily<br>(4) | Permanently<br>(5) | Total (4+5)<br>(6) |                          | In use<br>(8)  | Not in use (Temp + Pmt)<br>(9) | Total (8+9)<br>(10) |
| (1)   | (2)           |                       |                    |                    |                    |                          |  |                                |                     |
| 24    | RAJASTHAN     | 2405                  | 246                | 23                 | 269                | 2674                     | 54   | 54                             | 108                 |
| 25    | SIKKIM        | 979                   | 453                | 134                | 587                | 1566                     | 0  | 0                              | 0                   |
| 26    | TAMIL NADU    | 33491                 | 5047               | 1173               | 6220               | 39711                    | 14433  | 3867                           | 18300               |
| 27    | TELENGANA     | 55166                 | 4871               | 2716               | 7587               | 62753                    | 23929  | 4532                           | 28461               |
| 28    | TRIPURA       | 338                   | 17                 | 5                  | 22                 | 360                      | 0  | 0                              | 0                   |
| 29    | UTTARAKHAND   | 26699                 | 7742               | 3419               | 11161              | 37860                    | 339  | 33                             | 372                 |
| 30    | UTTAR PRADESH | 4265                  | 81                 | 79                 | 160                | 4425                     | 995  | 87                             | 1082                |
| 31    | WEST BENGAL   | 16375                 | 407                | 277                | 684                | 17059                    | 149  | 6                              | 155                 |
|       | <b>Total</b>  | 561928                | 36865              | 12266              | 49131              | 611059                   | 117117   | 11850                          | 128967              |

**MINOR IRRIGATION CENSUS (2017-18)**

**TABLE 5.9: DISTRIBUTION OF TEMPORARILY NOT IN USE SURFACE FLOW SCHEMES BY REASONS**

(In Number)

| S.No. | State                     | No. of Surface Flow Schemes Temporarily not in use due to |                          |                               |                                     |                                   |                                     |                       |        |                    |  | Total<br>(3 to 10) |
|-------|---------------------------|---|--------------------------|-------------------------------|-------------------------------------|-----------------------------------|-------------------------------------|-----------------------|--------|--------------------|--|--------------------|
|       |                           | (3)   | (4)                      | (5)                           | (6)                                 | (7)                               | (8)                                 | (9)                   | (10)   | (11)               |  |                    |
| (1)   | (2)                       | Non Availability<br>of adequate<br>Power/Fuel             | Mechanical<br>Break Down | Less<br>discharge of<br>Water | Non -<br>Availability<br>of Finance | Storage<br>not filled<br>up fully | Siltation of<br>Channel/<br>Storage | Channel<br>Break Down | Others | Total<br>(3 to 10) |  |                    |
| 1     | ANDAMAN & NICOBAR ISLANDS | 0   | 1                        | 0                             | 0                                   | 0                                 | 0                                   | 1                     | 0      | 2                  |  |                    |
| 2     | ANDHRA PRADESH            | 50  | 25                       | 3527                          | 138                                 | 291                               | 6                                   | 2                     | 5119   | 9158               |  |                    |
| 3     | ARUNACHAL PRADESH         | 0   | 3                        | 14                            | 25                                  | 13                                | 139                                 | 244                   | 100    | 538                |  |                    |
| 4     | ASSAM                     | 4   | 100                      | 8                             | 3                                   | 2                                 | 4                                   | 30                    | 105    | 256                |  |                    |
| 5     | BIHAR                     | 6   | 7                        | 9                             | 1                                   | 6                                 | 0                                   | 0                     | 3      | 32                 |  |                    |
| 6     | CHHATISGARH               | 13  | 13                       | 13                            | 0                                   | 8                                 | 1                                   | 0                     | 18     | 66                 |  |                    |
| 7     | GOA                       | 0   | 0                        | 2                             | 0                                   | 0                                 | 0                                   | 1                     | 0      | 3                  |  |                    |
| 8     | GUJARAT                   | 1   | 0                        | 0                             | 0                                   | 0                                 | 0                                   | 0                     | 0      | 1                  |  |                    |
| 9     | HIMACHAL PRADESH          | 5   | 15                       | 96                            | 5                                   | 41                                | 13                                  | 126                   | 172    | 473                |  |                    |
| 10    | JAMMU & KASHMIR           | 0   | 0                        | 1                             | 0                                   | 0                                 | 0                                   | 0                     | 0      | 1                  |  |                    |
| 11    | JHARKHAND                 | 71  | 242                      | 448                           | 31                                  | 386                               | 279                                 | 32                    | 403    | 1892               |  |                    |
| 12    | KARNATAKA                 | 18  | 31                       | 122                           | 5                                   | 953                               | 15                                  | 5                     | 171    | 1320               |  |                    |
| 13    | KERALA                    | 7   | 11                       | 20                            | 5                                   | 9                                 | 16                                  | 2                     | 78     | 148                |  |                    |
| 14    | MADHYA PRADESH            | 11  | 10                       | 160                           | 27                                  | 8                                 | 0                                   | 19                    | 221    | 456                |  |                    |
| 15    | MAHARASHTRA               | 33  | 216                      | 15                            | 0                                   | 52                                | 5                                   | 25                    | 604    | 950                |  |                    |
| 16    | MANIPUR                   | 0   | 4                        | 9                             | 1                                   | 0                                 | 3                                   | 7                     | 2      | 26                 |  |                    |
| 17    | MEGHALAYA                 | 1   | 15                       | 15                            | 3                                   | 6                                 | 33                                  | 32                    | 60     | 165                |  |                    |
| 18    | MIZORAM                   | 0   | 2                        | 5                             | 4                                   | 0                                 | 1                                   | 12                    | 3      | 27                 |  |                    |
| 19    | NAGALAND                  | 2   | 25                       | 386                           | 226                                 | 37                                | 3                                   | 75                    | 648    | 1402               |  |                    |
| 20    | ODISHA                    | 105   | 152                      | 99                            | 78                                  | 85                                | 80                                  | 44                    | 429    | 1072               |  |                    |
| 21    | PUNJAB                    | 2   | 10                       | 0                             | 0                                   | 0                                 | 0                                   | 0                     | 1      | 13                 |  |                    |
| 22    | RAJASTHAN                 | 5   | 10                       | 60                            | 5                                   | 99                                | 0                                   | 0                     | 67     | 246                |  |                    |
| 23    | SIKKIM                    | 5   | 6                        | 44                            | 0                                   | 1                                 | 8                                   | 254                   | 135    | 453                |  |                    |

(In Number)

| S.No. | State         | No. of Surface Flow Schemes Temporarily not in use due to |                              |                                |                                      |                                    |   |                           |                |                            |  |  |  |
|-------|---------------|---|------------------------------|--------------------------------|--------------------------------------|------------------------------------|---|---------------------------|----------------|----------------------------|--|--|--|
|       |               | Non Availability of adequate Power/Fuel<br>(3)            | Mechanical Break Down<br>(4) | Less discharge of Water<br>(5) | Non - Availability of Finance<br>(6) | Storage not filled up fully<br>(7) | Siltation of Channel/<br>Storage<br>(8) | Channel Break Down<br>(9) | Others<br>(10) | Total<br>(3 to 10)<br>(11) |  |  |  |
| (1)   | (2)           |   |                              |                                |                                      |                                    |   |                           |                |                            |  |  |  |
| 24    | TAMIL NADU    | 316   | 488                          | 1127                           | 174                                  | 1059                               | 34                                      | 12                        | 1837           | 5047                       |  |  |  |
| 25    | TELENGANA     | 46  | 166                          | 3398                           | 19                                   | 674                                | 37                                      | 53                        | 478            | 4871                       |  |  |  |
| 26    | TRIPURA       | 0   | 3                            | 0                              | 0                                    | 0                                  | 0                                       | 0                         | 14             | 17                         |  |  |  |
| 27    | UTTARAKHAND   | 43  | 19                           | 346                            | 40                                   | 198                                | 157                                     | 5203                      | 1736           | 7742                       |  |  |  |
| 28    | UTTAR PRADESH | 13  | 7                            | 12                             | 3                                    | 5                                  | 6                                       | 2                         | 33             | 81                         |  |  |  |
| 29    | WEST BENGAL   | 0   | 0                            | 88                             | 48                                   | 0                                  | 0                                       | 0                         | 271            | 407                        |  |  |  |
|       | <b>Total</b>  | 757   | 1581                         | 10024                          | 841                                  | 3933                               | 840                                     | 6181                      | 12708          | 36865                      |  |  |  |

**MINOR IRRIGATION CENSUS (2017-18)**

**TABLE 5.10: DISTRIBUTION OF PERMANENTLY NOT IN USE SURFACE FLOW SCHEMES BY REASONS**

(In Number)

| S.No. | State                     | No. of Surface Flow Schemes Permanently not in use due to |          |                         |                            |                      |  |         |               |                 |  |
|-------|---------------------------|---|----------|-------------------------|----------------------------|----------------------|--|---------|---------------|-----------------|--|
|       |                           | (3)   | (4)      | (5)                     | (6)                        | (7)                  | (8)  | (9)     | (10)          | (11)            |  |
|       |                           | Salinity  | Dried up | Destroyed beyond repair | Due to sea water intrusion | Industrial effluents | Due to Availability of Major/Medium Irrigation Project | Sinking | Other reasons | Total (3 to 10) |  |
| (1)   | (2)                       | (3)   | (4)      | (5)                     | (6)                        | (7)                  | (8)  | (9)     | (10)          | (11)            |  |
| 1     | ANDAMAN & NICOBAR ISLANDS | 0   | 1        | 1                       | 0                          | 0                    | 0  | 0       | 0             | 2               |  |
| 2     | ANDHRA PRADESH            | 6   | 661      | 36                      | 23                         | 2                    | 35   | 2       | 200           | 965             |  |
| 3     | ARUNACHAL PRADESH         | 3   | 7        | 154                     | 1                          | 1                    | 0  | 35      | 140           | 341             |  |
| 4     | ASSAM                     | 8   | 19       | 16                      | 0                          | 0                    | 0  | 1       | 15            | 59              |  |
| 5     | BIHAR                     | 10  | 12       | 3                       | 1                          | 0                    | 1  | 18      | 2             | 47              |  |
| 6     | CHHATISGARH               | 4   | 16       | 5                       | 0                          | 3                    | 1  | 0       | 8             | 37              |  |
| 7     | GOA                       | 0   | 3        | 0                       | 0                          | 0                    | 0  | 0       | 6             | 9               |  |
| 8     | HIMACHAL PRADESH          | 5   | 102      | 65                      | 0                          | 1                    | 1  | 5       | 93            | 272             |  |
| 9     | JAMMU & KASHMIR           | 0   | 0        | 1                       | 0                          | 0                    | 0  | 2       | 0             | 3               |  |
| 10    | JHARKHAND                 | 17  | 309      | 72                      | 2                          | 77                   | 20   | 0       | 136           | 633             |  |
| 11    | KARNATAKA                 | 4   | 55       | 8                       | 0                          | 4                    | 6  | 0       | 61            | 138             |  |
| 12    | KERALA                    | 2   | 9        | 16                      | 0                          | 1                    | 3  | 0       | 22            | 53              |  |
| 13    | MADHYA PRADESH            | 4   | 98       | 6                       | 0                          | 1                    | 4  | 0       | 227           | 340             |  |
| 14    | MAHARASHTRA               | 25  | 102      | 6                       | 0                          | 0                    | 0  | 5       | 35            | 173             |  |
| 15    | MANIPUR                   | 0   | 1        | 149                     | 1                          | 0                    | 0  | 0       | 1             | 152             |  |
| 16    | MEGHALAYA                 | 3   | 8        | 49                      | 1                          | 1                    | 1  | 3       | 63            | 129             |  |
| 17    | MIZORAM                   | 5   | 0        | 19                      | 0                          | 1                    | 0  | 0       | 5             | 30              |  |
| 18    | NAGALAND                  | 3   | 59       | 46                      | 12                         | 1                    | 2  | 8       | 52            | 183             |  |
| 19    | ODISHA                    | 198   | 195      | 269                     | 3                          | 1                    | 10   | 5       | 155           | 836             |  |
| 20    | PUDUCHERRY                | 0   | 0        | 0                       | 0                          | 0                    | 0  | 0       | 2             | 2               |  |
| 21    | PUNJAB                    | 7   | 24       | 2                       | 1                          | 0                    | 0  | 0       | 2             | 36              |  |
| 22    | RAJASTHAN                 | 1   | 16       | 0                       | 0                          | 0                    | 0  | 0       | 6             | 23              |  |

(In Number)

| S.No. | State         | No. of Surface Flow Schemes Permanently not in use due to |          |                         |                            |                      |  |         |               |                 |  |
|-------|---------------|---|----------|-------------------------|----------------------------|----------------------|--|---------|---------------|-----------------|--|
|       |               | Salinity  | Dried up | Destroyed beyond repair | Due to sea water intrusion | Industrial effluents | Due to Availability of Major/Medium Irrigation Project | Sinking | Other reasons | Total (3 to 10) |  |
| (1)   | (2)           | (3)   | (4)      | (5)                     | (6)                        | (7)                  | (8)  | (9)     | (10)          | (11)            |  |
| 23    | SIKKIM        | 1   | 9        | 26                      | 0                          | 1                    | 0  | 20      | 77            | 134             |  |
| 24    | TAMIL NADU    | 90  | 417      | 92                      | 15                         | 8                    | 5  | 9       | 537           | 1173            |  |
| 25    | TELENGANA     | 30  | 1724     | 174                     | 3                          | 60                   | 2  | 7       | 716           | 2716            |  |
| 26    | TRIPURA       | 0   | 1        | 1                       | 0                          | 0                    | 0  | 0       | 3             | 5               |  |
| 27    | UTTARAKHAND   | 27  | 133      | 1367                    | 6                          | 6                    | 7  | 556     | 1317          | 3419            |  |
| 28    | UTTAR PRADESH | 20  | 45       | 6                       | 0                          | 0                    | 0  | 1       | 7             | 79              |  |
| 29    | WEST BENGAL   | 15  | 25       | 31                      | 17                         | 2                    | 20   | 0       | 167           | 277             |  |
|       | <b>Total</b>  | 488   | 4051     | 2620                    | 86                         | 171                  | 118  | 677     | 4055          | 12266           |  |

**MINOR IRRIGATION CENSUS (2017-18)**

**TABLE 5.11: DISTRIBUTION OF SURFACE FLOW SCHEMES IN USE ACCORDING TO WATER DISTRIBUTION SYSTEM AND POTENTIAL UTILISED**

(In Number)

| S.No. | State                     | No. & PU of Surface Flow Schemes According to Water Distribution System |           |                              |           |                  |          |              |          |      |         |           |         |        |          |       |           |      |      |
|-------|---------------------------|---|-----------|------------------------------|-----------|------------------|----------|--------------|----------|------|---------|-----------|---------|--------|----------|-------|-----------|------|------|
|       |                           | Open Water (Lined/Pucca)  |           | Open Water (Unlined/Kuticha) |           | Underground pipe |          | Surface pipe |          | Drip |         | Sprinkler |         | Others |          | Total |           |      |      |
|       |                           | No.   | IPU       | No.                          | IPU       | No.              | IPU      | No.          | IPU      | No.  | IPU     | No.       | IPU     | No.    | IPU      | No.   | IPU       | No.  | IPU  |
| (1)   | (2)                       | (3)   | (4)       | (5)                          | (6)       | (7)              | (8)      | (9)          | (10)     | (11) | (12)    | (13)      | (14)    | (15)   | (16)     | (17)  | (18)      | (19) | (20) |
| 1     | ANDAMAN & NICOBAR ISLANDS | 4   | 1.90      | 2                            | 1.20      | 0                | 0.00     | 42           | 45.43    | 1    | 0.50    | 0         | 0.00    | 15     | 17.40    | 64    | 66.43     |      |      |
| 2     | ANDHRA PRADESH            | 4510  | 83942.58  | 30171                        | 403107.43 | 716              | 6574.86  | 1120         | 12356.82 | 218  | 3555.18 | 19        | 77.81   | 713    | 9868.36  | 37467 | 519483.04 |      |      |
| 3     | ARUNACHAL PRADESH         | 658   | 6429.26   | 1802                         | 11707.98  | 0                | 0.00     | 34           | 285.90   | 0    | 0.00    | 0         | 0.00    | 1      | 1.60     | 2495  | 18424.74  |      |      |
| 4     | ASSAM                     | 467   | 48328.33  | 1222                         | 24711.99  | 28               | 6770.00  | 3            | 67.00    | 0    | 0.00    | 0         | 0.00    | 48     | 5564.50  | 1768  | 85441.82  |      |      |
| 5     | BIHAR                     | 286   | 2003.05   | 1889                         | 32700.04  | 69               | 965.23   | 2052         | 25036.28 | 11   | 112.55  | 1         | 5.00    | 158    | 2328.05  | 4466  | 63150.20  |      |      |
| 6     | CHHATTISGARH              | 522   | 12492.64  | 1924                         | 19088.43  | 299              | 1737.24  | 1028         | 4591.32  | 5    | 6.05    | 0         | 0.00    | 364    | 2275.57  | 4142  | 40191.25  |      |      |
| 7     | GOA                       | 67  | 390.84    | 735                          | 898.58    | 4                | 0.75     | 15           | 53.13    | 1    | 2.00    | 28        | 36.97   | 168    | 324.42   | 1018  | 1706.69   |      |      |
| 8     | GUJARAT                   | 0   | 0.00      | 24116                        | 23735.71  | 0                | 0.00     | 0            | 0.00     | 0    | 0.00    | 0         | 0.00    | 0      | 0.00     | 24116 | 23735.71  |      |      |
| 9     | HARYANA                   | 72  | 779.98    | 15                           | 131.58    | 3                | 34.20    | 5            | 56.40    | 0    | 0.00    | 0         | 0.00    | 3      | 8.00     | 98    | 1010.16   |      |      |
| 10    | HIMACHAL PRADESH          | 4344  | 56771.59  | 5602                         | 39185.77  | 479              | 1066.50  | 9759         | 10504.14 | 90   | 131.90  | 266       | 362.75  | 404    | 2624.72  | 20944 | 110647.37 |      |      |
| 11    | JAMMU & KASHMIR           | 273   | 20262.26  | 1933                         | 154906.40 | 7                | 45.50    | 1            | 40.00    | 0    | 0.00    | 0         | 0.00    | 323    | 21328.08 | 2537  | 196582.24 |      |      |
| 12    | JHARKHAND                 | 1925  | 6078.55   | 43552                        | 114948.06 | 588              | 2203.74  | 13477        | 43659.74 | 114  | 308.45  | 55        | 183.06  | 9725   | 21655.91 | 69436 | 189037.51 |      |      |
| 13    | KARNATAKA                 | 18513   | 24168.08  | 7349                         | 20811.23  | 27161            | 74680.82 | 6202         | 15340.48 | 2447 | 2893.46 | 2560      | 7253.92 | 9383   | 19568.12 | 73615 | 164716.11 |      |      |
| 14    | KERALA                    | 1286  | 18185.98  | 4512                         | 40922.72  | 258              | 3638.25  | 942          | 7128.39  | 35   | 71.07   | 45        | 68.15   | 990    | 5640.83  | 8068  | 75655.39  |      |      |
| 15    | MADHYA PRADESH            | 728   | 28557.78  | 3357                         | 31017.37  | 1751             | 12303.23 | 10835        | 53167.15 | 32   | 119.60  | 946       | 1531.86 | 1112   | 12512.43 | 18761 | 139209.42 |      |      |
| 16    | MAHARASHTRA               | 9894  | 181431.54 | 30736                        | 75984.81  | 44550            | 65682.37 | 7711         | 19684.32 | 211  | 436.39  | 202       | 1348.92 | 5194   | 53535.73 | 98498 | 398104.08 |      |      |
| 17    | MANIPUR                   | 390   | 9578.00   | 206                          | 5233.00   | 0                | 0.00     | 0            | 0.00     | 0    | 0.00    | 0         | 0.00    | 0      | 0.00     | 596   | 14811.00  |      |      |
| 18    | MEGHALAYA                 | 727   | 19585.77  | 2602                         | 22540.83  | 42               | 157.10   | 416          | 15182.17 | 22   | 1071.00 | 0         | 0.00    | 390    | 4191.33  | 4199  | 62728.20  |      |      |
| 19    | MIZORAM                   | 172   | 5261.30   | 609                          | 1477.39   | 2                | 44.00    | 1573         | 4193.17  | 3    | 5.90    | 2         | 3.50    | 1      | 50.00    | 2362  | 11035.26  |      |      |
| 20    | NAGALAND                  | 1291  | 7980.26   | 16470                        | 47969.96  | 12               | 26.88    | 4            | 60.00    | 6    | 12.34   | 3         | 52.85   | 3      | 15.00    | 17789 | 56117.29  |      |      |
| 21    | ODISHA                    | 4697  | 84963.17  | 21579                        | 226061.12 | 285              | 5329.12  | 1642         | 18239.17 | 31   | 328.80  | 50        | 309.20  | 509    | 6988.95  | 28793 | 342219.53 |      |      |
| 22    | PUDUCHERRY                | 477   | 13280.33  | 158                          | 1080.79   | 0                | 0.00     | 0            | 0.00     | 0    | 0.00    | 0         | 0.00    | 68     | 226.56   | 703   | 14587.68  |      |      |

(In Number)

| S.No. | State         | No. & PU of Surface Flow Schemes According to Water Distribution System |            |                              |            |                  |           |              |           |      |         |           |          |        |           |        |            |  |  |
|-------|---------------|---|------------|------------------------------|------------|------------------|-----------|--------------|-----------|------|---------|-----------|----------|--------|-----------|--------|------------|--|--|
|       |               | Open Water (Lined/Pucca)  |            | Open Water (Unlined/Kutchra) |            | Underground pipe |           | Surface pipe |           | Drip |         | Sprinkler |          | Others |           | Total  |            |  |  |
|       |               | No.   | IPU        | No.                          | IPU        | No.              | IPU       | No.          | IPU       | No.  | IPU     | No.       | IPU      | No.    | IPU       | No.    | IPU        |  |  |
| (1)   | (2)           | (3)   | (4)        | (5)                          | (6)        | (7)              | (8)       | (9)          | (10)      | (11) | (12)    | (13)      | (14)     | (15)   | (16)      | (17)   | (18)       |  |  |
| 23    | PUNJAB        | 54  | 2050.56    | 164                          | 3213.92    | 25               | 643.40    | 0            | 0.00      | 0    | 0.00    | 0         | 0.00     | 32     | 182.06    | 275    | 6089.94    |  |  |
| 24    | RAJASTHAN     | 940   | 36773.55   | 653                          | 11947.55   | 25               | 321.46    | 533          | 4941.49   | 5    | 64.00   | 58        | 364.56   | 191    | 2001.09   | 2405   | 56413.70   |  |  |
| 25    | SIKKIM        | 785   | 10431.81   | 192                          | 2115.40    | 1                | 8.79      | 0            | 0.00      | 0    | 0.00    | 0         | 0.00     | 1      | 2.73      | 979    | 12558.73   |  |  |
| 26    | TAMIL NADU    | 9401  | 101157.27  | 16799                        | 192330.48  | 556              | 4435.07   | 3154         | 14423.60  | 205  | 323.71  | 96        | 549.82   | 3280   | 25629.79  | 33491  | 338849.74  |  |  |
| 27    | TELENGANA     | 14808   | 155171.71  | 28145                        | 372953.80  | 2344             | 9377.17   | 2270         | 24362.24  | 88   | 97.01   | 64        | 86.75    | 7447   | 6073.50   | 55166  | 568122.18  |  |  |
| 28    | TRIPURA       | 64  | 6250.70    | 258                          | 1353.82    | 9                | 124.00    | 4            | 17.30     | 0    | 0.00    | 0         | 0.00     | 3      | 139.50    | 338    | 7885.32    |  |  |
| 29    | UTTARAKHAND   | 21673   | 223782.65  | 1295                         | 24177.14   | 226              | 809.18    | 1466         | 4483.10   | 25   | 59.38   | 3         | 19.56    | 2011   | 14681.57  | 26699  | 268012.58  |  |  |
| 30    | UTTAR PRADESH | 396   | 3126.93    | 1714                         | 17038.59   | 60               | 573.23    | 1715         | 13469.35  | 8    | 60.00   | 56        | 218.02   | 316    | 1062.13   | 4265   | 35548.25   |  |  |
| 31    | WEST BENGAL   | 841   | 10367.70   | 8731                         | 62900.02   | 466              | 3605.31   | 3251         | 17623.92  | 19   | 47.04   | 42        | 1504.06  | 3025   | 13362.53  | 16375  | 109410.58  |  |  |
|       | <b>Total</b>  | 100265  | 1179586.07 | 258492                       | 1986253.11 | 79966            | 201157.40 | 69254        | 309012.01 | 3577 | 9706.33 | 4496      | 13976.76 | 45878  | 231860.46 | 561928 | 3931552.14 |  |  |



**MINOR IRRIGATION CENSUS (2017-18)**

**TABLE 5.12: DISTRIBUTION OF SURFACE FLOW SCHEMES IN AND OUTSIDE  
THE COMMAND AREA OF MAJOR/MEDIUM PROJECTS**

(In Number)

| S.No. | State                     | Outside command | No. of Surface flow Schemes inside the command area - by reasons |   |  |               | Total (3+8) |                |
|-------|---------------------------|-----------------|--|---|--|---------------|-------------|----------------|
|       |                           |                 | Water not available up to the field from the major/medium scheme | Water available but not adequate for irrigation | Water available but not useable for irrigation | Other reasons |             | Total (4 to 7) |
| (1)   | (2)                       | (3)             | (4)  | (5)   | (6)  | (7)           | (8)         | (9)            |
| 1     | ANDAMAN & NICOBAR ISLANDS | 67              | 1  | 0   | 0  | 0             | 1           | 68             |
| 2     | ANDHRA PRADESH            | 42129           | 3187   | 984   | 47   | 1243          | 5461        | 47590          |
| 3     | ARUNACHAL PRADESH         | 3374            | 0  | 0   | 0  | 0             | 0           | 3374           |
| 4     | ASSAM                     | 1997            | 7  | 2   | 1  | 76            | 86          | 2083           |
| 5     | BIHAR                     | 4358            | 100  | 43  | 0  | 44            | 187         | 4545           |
| 6     | CHHATTISGARH              | 4042            | 30   | 73  | 1  | 99            | 203         | 4245           |
| 7     | GOA                       | 962             | 52   | 2   | 0  | 14            | 68          | 1030           |
| 8     | GUJARAT                   | 24117           | 0  | 0   | 0  | 0             | 0           | 24117          |
| 9     | HARYANA                   | 98              | 0  | 0   | 0  | 0             | 0           | 98             |
| 10    | HIMACHAL PRADESH          | 21656           | 3  | 10  | 1  | 19            | 33          | 21689          |
| 11    | JAMMU & KASHMIR           | 2532            | 4  | 0   | 0  | 5             | 9           | 2541           |
| 12    | JHARKHAND                 | 71755           | 40   | 93  | 8  | 65            | 206         | 71961          |
| 13    | KARNATAKA                 | 72344           | 621  | 714   | 31   | 1363          | 2729        | 75073          |
| 14    | KERALA                    | 7629            | 298  | 237   | 22   | 83            | 640         | 8269           |
| 15    | MADHYA PRADESH            | 18936           | 558  | 5   | 2  | 56            | 621         | 19557          |
| 16    | MAHARASHTRA               | 72266           | 21   | 3   | 0  | 27331         | 27355       | 99621          |
| 17    | MANIPUR                   | 774             | 0  | 0   | 0  | 0             | 0           | 774            |
| 18    | MEGHALAYA                 | 4492            | 0  | 0   | 0  | 1             | 1           | 4493           |
| 19    | MIZORAM                   | 2412            | 0  | 0   | 0  | 7             | 7           | 2419           |
| 20    | NAGALAND                  | 19217           | 2  | 155   | 0  | 0             | 157         | 19374          |
| 21    | ODISHA                    | 29560           | 412  | 307   | 30   | 392           | 1141        | 30701          |

(In Number)

| S.No. | State         | Outside command | No. of Surface flow Schemes inside the command area - by reasons |   |  |               |                | Total (3+8) |
|-------|---------------|-----------------|--|---|--|---------------|----------------|-------------|
|       |               |                 | Water not available up to the field from major/medium scheme     | Water available but not adequate for irrigation | Water available but not useable for irrigation | Other reasons | Total (4 to 7) |             |
| (1)   | (2)           | (3)             | (4)  | (5)   | (6)  | (7)           | (8)            | (9)         |
| 22    | PUDUCHERRY    | 704             | 0  | 1   | 0  | 0             | 1              | 705         |
| 23    | PUNJAB        | 297             | 4  | 2   | 0  | 21            | 27             | 324         |
| 24    | RAJASTHAN     | 2534            | 62   | 56  | 5  | 17            | 140            | 2674        |
| 25    | SIKKIM        | 1566            | 0  | 0   | 0  | 0             | 0              | 1566        |
| 26    | TAMIL NADU    | 37426           | 567  | 1061  | 57   | 600           | 2285           | 39711       |
| 27    | TELENGANA     | 58219           | 801  | 2932  | 73   | 728           | 4534           | 62753       |
| 28    | TRIPURA       | 359             | 0  | 0   | 0  | 1             | 1              | 360         |
| 29    | UTTARAKHAND   | 37772           | 11   | 4   | 1  | 72            | 88             | 37860       |
| 30    | UTTAR PRADESH | 3853            | 207  | 82  | 4  | 279           | 572            | 4425        |
| 31    | WEST BENGAL   | 16653           | 0  | 0   | 0  | 406           | 406            | 17059       |
|       | <b>Total</b>  | 564100          | 6988   | 6766  | 283  | 32922         | 46959          | 611059      |

**MINOR IRRIGATION CENSUS (2017-18)**

**TABLE 5.13.1: CCA AND SEASON WISE POTENTIAL CREATED THROUGH SURFACE FLOW SCHEMES - ALL**

(In Hectares)

| S.No. | State                     | Culturable Command Area | Irrigation potential created |           |               |           |           | Total (4 to 7) |
|-------|---------------------------|-------------------------|------------------------------|-----------|---------------|-----------|-----------|----------------|
|       |                           |                         | Kharif (4)                   | Rabi (5)  | Perennial (6) | Other (7) | (8)       |                |
| (1)   | (2)                       | (3)                     | (4)                          | (5)       | (6)           | (7)       | (8)       |                |
| 1     | ANDAMAN & NICOBAR ISLANDS | 106.88                  | 13.20                        | 50.45     | 39.35         | 4.60      | 107.60    |                |
| 2     | ANDHRA PRADESH            | 777776.33               | 571243.43                    | 333652.40 | 17286.63      | 2865.54   | 925048.00 |                |
| 3     | ARUNACHAL PRADESH         | 33751.18                | 28556.34                     | 7840.27   | 1313.60       | 1489.00   | 39199.21  |                |
| 4     | ASSAM                     | 207538.35               | 182721.59                    | 73944.34  | 584.80        | 697.67    | 257948.40 |                |
| 5     | BIHAR                     | 64356.71                | 48757.16                     | 21362.11  | 1837.91       | 4216.40   | 76173.58  |                |
| 6     | CHHATISGARH               | 5279 1.20               | 45203.96                     | 12462.86  | 24.00         | 6.10      | 57696.92  |                |
| 7     | GOA                       | 1952.88                 | 42.64                        | 985.99    | 848.84        | 75.41     | 1952.88   |                |
| 8     | GUJARAT                   | 22347.00                | 12222.46                     | 14499.29  | 0.10          | 0.00      | 26721.85  |                |
| 9     | HARYANA                   | 507.48                  | 505.08                       | 505.08    | 0.00          | 0.00      | 1010.16   |                |
| 10    | HIMACHAL PRADESH          | 79388.70                | 68268.78                     | 62643.33  | 50.04         | 7.83      | 130969.98 |                |
| 11    | JAMMU & KASHMIR           | 155948.53               | 147305.96                    | 58691.11  | 152.87        | 422.00    | 206571.94 |                |
| 12    | JHARKHAND                 | 244480.15               | 167897.37                    | 79809.98  | 11088.33      | 8922.15   | 267717.83 |                |
| 13    | KARNATAKA                 | 144310.53               | 117519.48                    | 24995.96  | 13506.67      | 14999.68  | 171021.79 |                |
| 14    | KERALA                    | 73772.16                | 27610.81                     | 25962.31  | 17846.42      | 8079.02   | 79498.56  |                |
| 15    | MADHYA PRADESH            | 141614.60               | 26075.76                     | 122940.37 | 2152.00       | 2047.28   | 153215.41 |                |
| 16    | MAHARASHTRA               | 397486.03               | 197373.67                    | 217520.01 | 33037.03      | 8366.66   | 456297.37 |                |
| 17    | MANIPUR                   | 15925.00                | 15860.00                     | 1535.00   | 8.00          | 1.00      | 17404.00  |                |
| 18    | ME GHALAYA                | 65364.49                | 51590.64                     | 14028.95  | 7589.22       | 2680.96   | 75889.77  |                |
| 19    | MIZORAM                   | 17095.54                | 15753.26                     | 7826.85   | 32.10         | 3054.48   | 26666.69  |                |
| 20    | NAGALAND                  | 88157.37                | 72258.92                     | 17009.25  | 521.00        | 855.00    | 90644.17  |                |
| 21    | ODISHA                    | 445635.22               | 406516.08                    | 147874.76 | 329.91        | 574.81    | 555295.56 |                |
| 22    | PUDUCHERRY                | 11779.96                | 3037.55                      | 11728.39  | 0.00          | 0.00      | 14765.94  |                |
| 23    | PUNJAB                    | 3664.41                 | 2803.42                      | 2850.40   | 757.30        | 27.60     | 6438.72   |                |
| 24    | RAJASTHAN                 | 88337.88                | 13535.57                     | 85824.33  | 57.79         | 209.55    | 99627.24  |                |

(In Hectares)

| S.No. | State         | Culturable Command Area | Irrigation potential created |            |               |           | Total (4 to 7) |
|-------|---------------|-------------------------|------------------------------|------------|---------------|-----------|----------------|
|       |               |                         | Kharif (4)                   | Rabi (5)   | Perennial (6) | Other (7) |                |
| (1)   | (2)           | (3)                     | (4)                          | (5)        | (6)           | (7)       | (8)            |
| 25    | SIKKIM        | 17678.16                | 11880.92                     | 5122.24    | 2036.90       | 3696.42   | 22736.48       |
| 26    | TAMIL NADU    | 450391.24               | 187267.81                    | 244998.58  | 27270.85      | 18775.18  | 478312.42      |
| 27    | TELENGANA     | 602467.03               | 527188.18                    | 337331.11  | 636.67        | 1394.31   | 866550.27      |
| 28    | TRIPURA       | 6616.42                 | 5548.77                      | 4619.39    | 30.00         | 611.50    | 10809.66       |
| 29    | UTTARAKHAND   | 242304.90               | 174465.36                    | 162665.16  | 9510.19       | 26605.61  | 373246.32      |
| 30    | UTTAR PRADESH | 34320.97                | 13728.12                     | 19045.79   | 4876.40       | 3306.47   | 40956.78       |
| 31    | WEST BENGAL   | 114137.40               | 90124.30                     | 63963.89   | 7818.69       | 8743.27   | 170650.15      |
|       | <b>Total</b>  | 4602004.70              | 3232876.59                   | 2184289.95 | 161243.61     | 122735.50 | 5701145.65     |

**MINOR IRRIGATION CENSUS (2017-18)**

**TABLE 5.13.2: CCA AND SEASON WISE POTENTIAL CREATED THROUGH IN USE SURFACE FLOW SCHEMES**

(In Hectares)

| S.No. | State                     | Culturable<br>Command Area | Irrigation potential created |             |                  |              |                       |  |  |
|-------|---------------------------|----------------------------|------------------------------|-------------|------------------|--------------|-----------------------|--|--|
|       |                           |                            | Kharif<br>(4)                | Rabi<br>(5) | Perennial<br>(6) | Other<br>(7) | Total (4 to 7)<br>(8) |  |  |
| (1)   | (2)                       | (3)                        | (4)                          | (5)         | (6)              | (7)          | (8)                   |  |  |
| 1     | ANDAMAN & NICOBAR ISLANDS | 104.88                     | 13.00                        | 49.55       | 38.75            | 4.10         | 105.40                |  |  |
| 2     | ANDHRA PRADESH            | 633481.69                  | 472108.74                    | 247026.73   | 14130.11         | 2381.61      | 735647.19             |  |  |
| 3     | ARUNACHAL PRADESH         | 22651.16                   | 19021.42                     | 4840.44     | 914.90           | 936.86       | 25713.62              |  |  |
| 4     | ASSAM                     | 179224.24                  | 159027.93                    | 64067.48    | 584.00           | 365.07       | 224044.48             |  |  |
| 5     | BIHAR                     | 63766.61                   | 48351.48                     | 21162.44    | 1784.16          | 4194.90      | 75492.98              |  |  |
| 6     | CHHATISGARH               | 52457.65                   | 44910.46                     | 12392.20    | 24.00            | 6.10         | 57332.76              |  |  |
| 7     | GOA                       | 1831.14                    | 42.64                        | 985.75      | 727.34           | 75.41        | 1831.14               |  |  |
| 8     | GUJARAT                   | 22347.00                   | 12222.46                     | 14499.29    | 0.10             | 0.00         | 26721.85              |  |  |
| 9     | HARYANA                   | 507.48                     | 505.08                       | 505.08      | 0.00             | 0.00         | 1010.16               |  |  |
| 10    | HIMACHAL PRADESH          | 76578.76                   | 66053.15                     | 60845.22    | 49.97            | 5.23         | 126953.57             |  |  |
| 11    | JAMMU & KASHMIR           | 155941.53                  | 147298.96                    | 58691.11    | 152.87           | 422.00       | 206564.94             |  |  |
| 12    | JHARKHAND                 | 238146.91                  | 163538.18                    | 77829.17    | 10958.59         | 8634.27      | 260960.21             |  |  |
| 13    | KARNATAKA                 | 141502.39                  | 115018.93                    | 24462.62    | 13472.42         | 14803.61     | 167757.58             |  |  |
| 14    | KERALA                    | 72874.21                   | 27397.21                     | 25746.17    | 17393.46         | 7953.17      | 78490.01              |  |  |
| 15    | MADHYA PRADESH            | 140621.48                  | 25801.06                     | 122238.27   | 2144.13          | 2006.43      | 152189.89             |  |  |
| 16    | MAHARASHTRA               | 396153.87                  | 196454.21                    | 217020.02   | 33034.88         | 8365.66      | 454874.77             |  |  |
| 17    | MANIPUR                   | 15898.00                   | 15833.00                     | 1535.00     | 8.00             | 1.00         | 17377.00              |  |  |
| 18    | MEGHALAYA                 | 60585.14                   | 48109.82                     | 12452.08    | 7179.23          | 2140.81      | 69881.94              |  |  |
| 19    | MIZORAM                   | 14978.54                   | 13689.26                     | 6560.65     | 31.60            | 2297.38      | 22578.89              |  |  |
| 20    | NAGALAND                  | 80920.50                   | 66511.22                     | 15444.41    | 516.00           | 829.00       | 83300.63              |  |  |
| 21    | ODISHA                    | 429873.38                  | 392446.80                    | 142338.14   | 325.71           | 570.71       | 535681.36             |  |  |
| 22    | PUDUCHERRY                | 11737.46                   | 2996.55                      | 11685.89    | 0.00             | 0.00         | 14682.44              |  |  |
| 23    | PUNJAB                    | 3587.71                    | 2726.72                      | 2775.92     | 757.30           | 27.60        | 6287.54               |  |  |
| 24    | RAJASTHAN                 | 76426.21                   | 9384.56                      | 74554.66    | 41.79            | 209.55       | 84190.56              |  |  |

(In Hectares)

| S.No. | State         | Culturable<br>Command Area | Irrigation potential created |             |                  |              |            | Total (4 to 7) |
|-------|---------------|----------------------------|------------------------------|-------------|------------------|--------------|------------|----------------|
|       |               |                            | Kharif<br>(4)                | Rabi<br>(5) | Perennial<br>(6) | Other<br>(7) | (8)        |                |
| (1)   | (2)           | (3)                        | (4)                          | (5)         | (6)              | (7)          | (8)        |                |
| 25    | SIKKIM        | 11739.85                   | 7792.65                      | 3413.63     | 1412.77          | 2635.20      | 15254.25   |                |
| 26    | TAMIL NADU    | 416975.07                  | 172569.52                    | 230055.91   | 24942.45         | 16569.49     | 444137.37  |                |
| 27    | TELENGANA     | 569624.15                  | 504654.98                    | 316082.55   | 610.50           | 1320.43      | 822668.46  |                |
| 28    | TRIPURA       | 6201.42                    | 5249.27                      | 4417.09     | 30.00            | 501.50       | 10197.86   |                |
| 29    | UTTARAKHAND   | 201894.35                  | 146177.69                    | 137350.86   | 8663.89          | 23049.58     | 315242.02  |                |
| 30    | UTTAR PRADESH | 33705.82                   | 13376.48                     | 18679.28    | 4845.08          | 3260.34      | 40161.18   |                |
| 31    | WEST BENGAL   | 105655.52                  | 84062.96                     | 58385.24    | 6146.16          | 8263.58      | 156857.94  |                |
|       | <b>Total</b>  | 4237994.12                 | 2983346.39                   | 1988092.85  | 150920.16        | 111830.59    | 5234189.99 |                |

**MINOR IRRIGATION CENSUS (2017-18)**

**TABLE 5.13.3: CCA AND SEASON WISE POTENTIAL CREATED THROUGH TEMPORARILY NOT IN USE SURFACE FLOW SCHEMES**

(In Hectares)

| S.No. | State                     | Culturable Command Area | Irrigation potential created |          |               |           |           | Total (4 to 7) |
|-------|---------------------------|-------------------------|------------------------------|----------|---------------|-----------|-----------|----------------|
|       |                           |                         | Khharif (4)                  | Rabi (5) | Perennial (6) | Other (7) | (8)       |                |
| (1)   | (2)                       | (3)                     | (4)                          | (5)      | (6)           | (7)       | (8)       |                |
| 1     | ANDAMAN & NICOBAR ISLANDS | 1.00                    | 0.00                         | 0.40     | 0.30          | 0.30      | 1.00      |                |
| 2     | ANDHRA PRADESH            | 130502.83               | 87495.84                     | 81442.59 | 3002.41       | 460.32    | 172401.16 |                |
| 3     | ARUNACHAL PRADESH         | 5557.02                 | 4491.22                      | 1616.78  | 309.00        | 274.24    | 6691.24   |                |
| 4     | ASSAM                     | 19932.94                | 16763.88                     | 6630.41  | 0.80          | 330.60    | 23725.69  |                |
| 5     | BIHAR                     | 163.26                  | 113.34                       | 83.42    | 7.50          | 14.50     | 218.76    |                |
| 6     | CHHATISGARH               | 295.51                  | 262.36                       | 61.76    | 0.00          | 0.00      | 324.12    |                |
| 7     | GOA                       | 1.44                    | 0.00                         | 0.24     | 1.20          | 0.00      | 1.44      |                |
| 8     | GUJARAT                   | 0.00                    | 0.00                         | 0.00     | 0.00          | 0.00      | 0.00      |                |
| 9     | HIMACHAL PRADESH          | 1994.79                 | 1603.82                      | 1271.78  | 0.07          | 2.51      | 2878.18   |                |
| 10    | JAMMU & KASHMIR           | 1.00                    | 1.00                         | 0.00     | 0.00          | 0.00      | 1.00      |                |
| 11    | JHARKHAND                 | 5051.93                 | 3470.64                      | 1590.28  | 110.12        | 213.88    | 5384.92   |                |
| 12    | KARNATAKA                 | 2715.66                 | 2423.29                      | 528.62   | 23.44         | 190.00    | 3165.35   |                |
| 13    | KERALA                    | 686.27                  | 193.48                       | 178.23   | 332.28        | 92.88     | 796.87    |                |
| 14    | MADHYA PRADESH            | 912.40                  | 253.80                       | 637.28   | 7.37          | 25.85     | 924.30    |                |
| 15    | MAHARASHTRA               | 992.05                  | 637.11                       | 405.43   | 0.43          | 1.00      | 1043.97   |                |
| 16    | MANIPUR                   | 27.00                   | 27.00                        | 0.00     | 0.00          | 0.00      | 27.00     |                |
| 17    | MEGHALAYA                 | 3112.21                 | 2499.66                      | 1285.12  | 170.93        | 350.12    | 4305.83   |                |
| 18    | MIZORAM                   | 960.50                  | 925.50                       | 406.70   | 0.00          | 526.10    | 1858.30   |                |
| 19    | NAGALAND                  | 6629.96                 | 5311.49                      | 1384.84  | 4.00          | 25.00     | 6725.33   |                |
| 20    | ODISHA                    | 10823.65                | 9892.78                      | 3634.25  | 2.70          | 4.10      | 13533.83  |                |
| 21    | PUNJAB                    | 31.95                   | 31.95                        | 29.73    | 0.00          | 0.00      | 61.68     |                |
| 22    | RAJASTHAN                 | 9748.54                 | 4121.01                      | 9127.54  | 0.00          | 0.00      | 13248.55  |                |
| 23    | SIKKIM                    | 4557.45                 | 3209.34                      | 1317.71  | 424.55        | 797.23    | 5748.83   |                |
| 24    | TAMIL NADU                | 30540.38                | 13147.30                     | 13948.58 | 2072.51       | 2112.59   | 31280.98  |                |
| 25    | TELENGANA                 | 27881.07                | 18784.69                     | 18775.22 | 25.19         | 11.72     | 37596.82  |                |

(In Hectares)

| S.No. | State         | Culturable<br>Command Area | Irrigation potential created |             |                  |              |           | Total (4 to 7) |
|-------|---------------|----------------------------|------------------------------|-------------|------------------|--------------|-----------|----------------|
|       |               |                            | Kharif<br>(4)                | Rabi<br>(5) | Perennial<br>(6) | Other<br>(7) | (8)       |                |
| (1)   | (2)           | (3)                        |                              |             |                  |              |           |                |
| 26    | TRIPURA       | 367.00                     | 253.00                       | 195.00      | 0.00             | 110.00       | 558.00    |                |
| 27    | UTTARAKHAND   | 30668.30                   | 21899.32                     | 19469.38    | 742.11           | 2452.85      | 44563.66  |                |
| 28    | UTTAR PRADESH | 379.90                     | 242.00                       | 251.00      | 21.70            | 32.65        | 547.35    |                |
| 29    | WEST BENGAL   | 2747.26                    | 1992.81                      | 1705.78     | 199.31           | 355.55       | 4253.45   |                |
|       | <b>Total</b>  | 297283.27                  | 200047.63                    | 165978.07   | 7457.92          | 8383.99      | 381867.61 |                |



**MINOR IRRIGATION CENSUS (2017-18)**

**TABLE 5.13.4: CCA AND SEASON WISE POTENTIAL CREATED THROUGH PERMANENTLY NOT IN USE SURFACE FLOW SCHEMES**

(In Hectares)

| S.No. | State                     | Culturable Command Area | Irrigation potential created |             |                  |              |                       | Total (4 to 7) |
|-------|---------------------------|-------------------------|------------------------------|-------------|------------------|--------------|-----------------------|----------------|
|       |                           |                         | Khairif<br>(4)               | Rabi<br>(5) | Perennial<br>(6) | Other<br>(7) | Total (4 to 7)<br>(8) |                |
| (1)   | (2)                       | (3)                     | (4)                          | (5)         | (6)              | (7)          | (8)                   |                |
| 1     | ANDAMAN & NICOBAR ISLANDS | 1.00                    | 0.20                         | 0.50        | 0.30             | 0.20         | 1.20                  |                |
| 2     | ANDHRA PRADESH            | 13791.81                | 11638.85                     | 5183.08     | 154.11           | 23.61        | 16999.65              |                |
| 3     | ARUNACHAL PRADESH         | 5543.00                 | 5043.70                      | 1383.05     | 89.70            | 277.90       | 6794.35               |                |
| 4     | ASSAM                     | 8381.17                 | 6929.78                      | 3246.45     | 0.00             | 2.00         | 10178.23              |                |
| 5     | BIHAR                     | 426.84                  | 292.34                       | 116.25      | 46.25            | 7.00         | 461.84                |                |
| 6     | CHHATISGARH               | 38.04                   | 31.14                        | 8.90        | 0.00             | 0.00         | 40.04                 |                |
| 7     | GOA                       | 120.30                  | 0.00                         | 0.00        | 120.30           | 0.00         | 120.30                |                |
| 8     | HIMACHAL PRADESH          | 815.15                  | 611.81                       | 526.33      | 0.00             | 0.09         | 1138.23               |                |
| 9     | JAMMU & KASHMIR           | 6.00                    | 6.00                         | 0.00        | 0.00             | 0.00         | 6.00                  |                |
| 10    | JHARKHAND                 | 1281.31                 | 888.55                       | 390.53      | 19.62            | 74.00        | 1372.70               |                |
| 11    | KARNATAKA                 | 92.48                   | 77.26                        | 4.72        | 10.81            | 6.07         | 98.86                 |                |
| 12    | KERALA                    | 211.68                  | 20.12                        | 37.91       | 120.68           | 32.97        | 211.68                |                |
| 13    | MADHYA PRADESH            | 80.72                   | 20.90                        | 64.82       | 0.50             | 15.00        | 101.22                |                |
| 14    | MAHARASHTRA               | 340.11                  | 282.35                       | 94.56       | 1.72             | 0.00         | 378.63                |                |
| 15    | MANIPUR                   | 0.00                    | 0.00                         | 0.00        | 0.00             | 0.00         | 0.00                  |                |
| 16    | MEGHALAYA                 | 1667.14                 | 981.16                       | 291.75      | 239.06           | 190.03       | 1702.00               |                |
| 17    | MIZORAM                   | 1156.50                 | 1138.50                      | 859.50      | 0.50             | 231.00       | 2229.50               |                |
| 18    | NAGALAND                  | 606.91                  | 436.21                       | 180.00      | 1.00             | 1.00         | 618.21                |                |
| 19    | ODISHA                    | 4938.19                 | 4176.50                      | 1902.37     | 1.50             | 0.00         | 6080.37               |                |
| 20    | PUDUCHERRY                | 42.50                   | 41.00                        | 42.50       | 0.00             | 0.00         | 83.50                 |                |
| 21    | PUNJAB                    | 44.75                   | 44.75                        | 44.75       | 0.00             | 0.00         | 89.50                 |                |
| 22    | RAJASTHAN                 | 2163.13                 | 30.00                        | 2142.13     | 16.00            | 0.00         | 2188.13               |                |
| 23    | SIKKIM                    | 1380.86                 | 878.93                       | 390.90      | 199.58           | 263.99       | 1733.40               |                |
| 24    | TAMIL NADU                | 2875.79                 | 1550.99                      | 994.09      | 255.89           | 93.10        | 2894.07               |                |

(In Hectares)

| S.No. | State         | Culturable<br>Command Area | Irrigation potential created |             |                  |              |          | Total (4 to 7) |
|-------|---------------|----------------------------|------------------------------|-------------|------------------|--------------|----------|----------------|
|       |               |                            | Kharif<br>(4)                | Rabi<br>(5) | Perennial<br>(6) | Other<br>(7) | (8)      |                |
| (1)   | (2)           | (3)                        |                              |             |                  |              |          |                |
| 25    | TELENGANA     | 4961.81                    | 3748.51                      | 2473.34     | 0.98             | 62.16        | 6284.99  |                |
| 26    | TRIPURA       | 48.00                      | 46.50                        | 7.30        | 0.00             | 0.00         | 53.80    |                |
| 27    | UTTARAKHAND   | 9742.25                    | 6388.35                      | 5844.92     | 104.19           | 1103.18      | 13440.64 |                |
| 28    | UTTAR PRADESH | 235.25                     | 109.64                       | 115.51      | 9.62             | 13.48        | 248.25   |                |
| 29    | WEST BENGAL   | 5734.62                    | 4068.53                      | 3872.87     | 1473.22          | 124.14       | 9538.76  |                |
|       | <b>Total</b>  | 66727.31                   | 49482.57                     | 30219.03    | 2865.53          | 2520.92      | 85088.05 |                |

**MINOR IRRIGATION CENSUS (2017-18)**

**TABLE 5.14.1: SEASON WISE POTENTIAL UTILISED THROUGH SURFACE FLOW SCHEMES - ALL**

(In Hectares)

| S.No. | State                     | Area irrigated during 2017-2018        |             |                  |               |                   |               |                 |                   |                |                    |                         |                       |                             |                          |                             |
|-------|---------------------------|--|-------------|------------------|---------------|-------------------|---------------|-----------------|-------------------|----------------|--------------------|-------------------------|-----------------------|-----------------------------|--------------------------|-----------------------------|
|       |                           | Inside Command of Major/Medium Project |             |                  |               |                   |               | Outside Command |                   |                |                    |                         |                       | Total                       |                          |                             |
|       |                           | Kharif<br>(3)                          | Rabi<br>(4) | Perennial<br>(5) | Others<br>(6) | Total<br>(3 to 6) | Kharif<br>(8) | Rabi<br>(9)     | Perennial<br>(10) | Others<br>(11) | Total<br>(8 to 11) | Kharif<br>(3+8)<br>(13) | Rabi<br>(4+9)<br>(14) | Perennial<br>(5+10)<br>(15) | Others<br>(6+11)<br>(16) | Total<br>(7<br>+12)<br>(17) |
| 1     | ANDAMAN & NICOBAR ISLANDS | 0.00                                   | 0.00        | 0.30             | 0.20          | 0.50              | 5.30          | 34.75           | 25.28             | 1.10           | 66.43              | 5.30                    | 34.75                 | 25.58                       | 1.30                     | 66.93                       |
| 2     | ANDHRA PRADESH            | 62485.69                               | 36104.88    | 1234.77          | 79.31         | 99904.65          | 307149.77     | 122388.46       | 11022.85          | 1574.32        | 442135.40          | 369635.46               | 158493.34             | 12257.62                    | 1653.63                  | 542040.05                   |
| 3     | ARUNACHAL PRADESH         | 0.00                                   | 0.00        | 0.00             | 0.00          | 0.00              | 15446.59      | 3660.59         | 769.78            | 755.71         | 20632.67           | 15446.59                | 3660.59               | 769.78                      | 755.71                   | 20632.67                    |
| 4     | ASSAM                     | 5209.90                                | 2490.50     | 1.50             | 327.50        | 8029.40           | 58856.04      | 24665.32        | 346.50            | 147.50         | 84015.36           | 64065.94                | 27155.82              | 348.00                      | 475.00                   | 92044.76                    |
| 5     | BIHAR                     | 4141.67                                | 3407.82     | 194.33           | 310.60        | 8054.42           | 38366.51      | 13575.80        | 1373.36           | 1955.56        | 55271.23           | 42508.18                | 16983.62              | 1567.69                     | 2266.16                  | 63325.65                    |
| 6     | CHHATTISGARH              | 2333.33                                | 239.27      | 0.00             | 0.00          | 2572.60           | 30680.05      | 7049.95         | 2.00              | 0.00           | 37732.00           | 33013.38                | 7289.22               | 2.00                        | 0.00                     | 40304.60                    |
| 7     | GOA                       | 0.00                                   | 16.67       | 5.60             | 0.00          | 22.27             | 39.64         | 936.72          | 649.46            | 60.03          | 1685.85            | 39.64                   | 93.39                 | 655.06                      | 60.03                    | 1708.12                     |
| 8     | GUJARAT                   | 0.00                                   | 0.00        | 0.00             | 0.00          | 0.00              | 12214.34      | 11521.27        | 0.10              | 0.00           | 23735.71           | 12214.34                | 11521.27              | 0.10                        | 0.00                     | 23735.71                    |
| 9     | HARYANA                   | 0.00                                   | 0.00        | 0.00             | 0.00          | 0.00              | 505.08        | 505.08          | 0.00              | 0.00           | 1010.16            | 505.08                  | 505.08                | 0.00                        | 0.00                     | 1010.16                     |
| 10    | HIMACHAL PRADESH          | 95.34                                  | 86.87       | 2.20             | 0.00          | 184.41            | 59918.29      | 52411.91        | 43.59             | 5.73           | 112379.52          | 60013.63                | 52498.78              | 45.79                       | 5.73                     | 112563.93                   |
| 11    | JAMMU & KASHMIR           | 364.15                                 | 187.48      | 10.87            | 0.00          | 562.50            | 141595.85     | 53993.89        | 77.00             | 353.00         | 196019.74          | 141960.00               | 54181.37              | 87.87                       | 353.00                   | 196582.24                   |
| 12    | JHARKHAND                 | 337.57                                 | 262.01      | 89.49            | 49.01         | 738.08            | 121080.77     | 58249.87        | 6608.74           | 5881.63        | 191821.01          | 121418.34               | 58511.88              | 6698.23                     | 5930.64                  | 192559.09                   |
| 13    | KARNATAKA                 | 4553.68                                | 2019.69     | 1147.82          | 866.03        | 8587.22           | 110288.08     | 22071.52        | 11960.14          | 13796.11       | 158115.85          | 114841.76               | 24091.21              | 13107.96                    | 14662.14                 | 166703.07                   |
| 14    | KERALA                    | 1240.94                                | 1446.69     | 1153.62          | 342.03        | 4183.28           | 24894.50      | 24048.15        | 15899.03          | 7354.37        | 72196.05           | 26135.44                | 25494.84              | 17052.65                    | 7696.40                  | 76379.33                    |
| 15    | MADHYA PRADESH            | 2046.10                                | 15916.19    | 517.01           | 614.52        | 19093.82          | 18226.00      | 100357.90       | 1228.06           | 889.63         | 120701.59          | 20272.10                | 116274.09             | 1745.07                     | 1504.15                  | 139795.41                   |
| 16    | MAHARASHTRA               | 23747.99                               | 28079.16    | 3769.05          | 8.69          | 55604.89          | 150292.15     | 158368.76       | 26465.39          | 8357.97        | 343484.27          | 174040.14               | 186447.92             | 30234.44                    | 8366.66                  | 399089.16                   |
| 17    | MANIPUR                   | 0.00                                   | 0.00        | 0.00             | 0.00          | 0.00              | 13766.00      | 1065.00         | 4.00              | 1.00           | 14836.00           | 13766.00                | 1065.00               | 4.00                        | 1.00                     | 14836.00                    |
| 18    | MEGHALAYA                 | 0.53                                   | 0.00        | 0.00             | 0.00          | 0.53              | 44866.50      | 10516.99        | 6659.85           | 1553.99        | 63597.33           | 44867.03                | 10516.99              | 6659.85                     | 1553.99                  | 63597.86                    |
| 19    | MIZORAM                   | 145.00                                 | 0.00        | 0.00             | 0.00          | 145.00            | 8084.59       | 2596.08         | 18.70             | 746.59         | 11445.96           | 8229.59                 | 2596.08               | 18.70                       | 746.59                   | 11590.96                    |
| 20    | MAGALAND                  | 630.28                                 | 113.30      | 0.00             | 0.00          | 743.58            | 48048.70      | 7701.78         | 356.00            | 268.00         | 56374.48           | 48678.98                | 7815.08               | 356.00                      | 268.00                   | 57118.06                    |
| 21    | ODISHA                    | 12122.08                               | 4462.55     | 4.50             | 63.70         | 16652.83          | 252071.23     | 78208.49        | 190.84            | 126.38         | 330596.94          | 264193.31               | 82671.04              | 195.34                      | 190.08                   | 347249.77                   |
| 22    | PUDUCHERRY                | 0.00                                   | 52.00       | 0.00             | 0.00          | 52.00             | 2996.55       | 11539.13        | 0.00              | 0.00           | 14535.68           | 2996.55                 | 11591.13              | 0.00                        | 0.00                     | 14587.68                    |
| 23    | PUNJAB                    | 135.67                                 | 135.67      | 29.00            | 0.00          | 300.34            | 2533.00       | 2579.98         | 710.70            | 27.60          | 5851.28            | 2668.67                 | 2715.65               | 739.70                      | 27.60                    | 6151.62                     |
| 24    | RAJASTHAN                 | 952.08                                 | 9296.64     | 1.00             | 0.00          | 10249.72          | 1552.95       | 46785.25        | 31.25             | 39.00          | 48408.45           | 2505.03                 | 56081.89              | 32.25                       | 39.00                    | 58658.17                    |
| 25    | SIKKIM                    | 0.00                                   | 0.00        | 0.00             | 0.00          | 0.00              | 9209.95       | 3700.81         | 1419.80           | 2681.52        | 17012.08           | 9209.95                 | 3700.81               | 1419.80                     | 2681.52                  | 17012.08                    |
| 26    | TAMIL NADU                | 10151.00                               | 10315.50    | 2060.77          | 1475.65       | 24002.92          | 131532.61     | 173953.29       | 18506.55          | 11967.29       | 335959.74          | 141683.61               | 184268.79             | 20567.32                    | 13442.94                 | 359962.66                   |
| 27    | TELENGANA                 | 72772.90                               | 54624.89    | 54.63            | 43.13         | 127495.55         | 279921.47     | 166294.39       | 453.75            | 1053.10        | 447722.71          | 352694.37               | 220919.28             | 508.38                      | 1096.23                  | 575218.26                   |
| 28    | TRIPURA                   | 40.00                                  | 40.00       | 0.00             | 25.00         | 105.00            | 3955.00       | 3621.82         | 23.00             | 366.50         | 7966.32            | 3995.00                 | 3661.82               | 23.00                       | 391.50                   | 8071.32                     |
| 29    | UTTARAKHAND               | 8156.87                                | 6864.94     | 3.10             | 169.50        | 15194.41          | 133838.06     | 124586.56       | 7879.18           | 17433.70       | 283737.50          | 141994.93               | 131451.50             | 7882.28                     | 17603.20                 | 298931.91                   |
| 30    | UTTAR PRADESH             | 4891.22                                | 5658.29     | 339.45           | 329.45        | 11218.41          | 6840.72       | 11449.03        | 3969.93           | 2512.46        | 24772.14           | 11731.94                | 17107.32              | 4309.38                     | 2841.91                  | 35990.55                    |
| 31    | WEST BENGAL               | 6158.79                                | 993.25      | 78.90            | 1041.32       | 8272.26           | 67573.91      | 24754.53        | 5356.49           | 6090.73        | 103775.66          | 73732.70                | 25747.78              | 5435.39                     | 7132.05                  | 112047.92                   |
|       | <b>Total</b>              | 222712.78                              | 182814.26   | 10697.91         | 5745.64       | 421970.59         | 2096350.20    | 1323193.07      | 122051.32         | 86000.52       | 3627595.11         | 2319062.98              | 1506007.33            | 132749.23                   | 91746.16                 | 4049565.70                  |

**MINOR IRRIGATION CENSUS (2017-18)**

**TABLE 5.14.2: SEASON WISE POTENTIAL UTILISED THROUGH IN USE SURFACE FLOW SCHEMES**

(In Hectares)

| S.No. | State                     | Area irrigated during 2017-2018        |             |                  |               |                   |               |                 |                   |                |                    |                |              |                   |                |                     |
|-------|---------------------------|--|-------------|------------------|---------------|-------------------|---------------|-----------------|-------------------|----------------|--------------------|----------------|--------------|-------------------|----------------|---------------------|
|       |                           | Inside Command of Major/Medium Project |             |                  |               |                   |               | Outside Command |                   |                |                    |                |              | Total             |                |                     |
|       |                           | Kharif<br>(3)                          | Rabi<br>(4) | Perennial<br>(5) | Others<br>(6) | Total<br>(3 to 6) | Kharif<br>(8) | Rabi<br>(9)     | Perennial<br>(10) | Others<br>(11) | Total<br>(8 to 11) | Kharif<br>(13) | Rabi<br>(14) | Perennial<br>(15) | Others<br>(16) | Total<br>(7<br>+12) |
| 1     | ANDAMAN & NICOBAR ISLANDS | 0.00                                   | 0.00        | 0.30             | 0.20          | 0.50              | 5.30          | 34.45           | 25.08             | 1.10           | 65.93              | 5.30           | 34.45        | 25.38             | 1.30           | 66.43               |
| 2     | ANDHRA PRADESH            | 62042.44                               | 35509.57    | 1207.76          | 78.90         | 98838.67          | 295858.04     | 112744.54       | 10486.22          | 1555.57        | 420644.37          | 357900.48      | 148254.11    | 11693.98          | 1634.47        | 519483.04           |
| 3     | ARUNACHAL PRADESH         | 0.00                                   | 0.00        | 0.00             | 0.00          | 0.00              | 13960.66      | 3164.44         | 656.28            | 643.36         | 18424.74           | 13960.66       | 3164.44      | 656.28            | 643.36         | 18424.74            |
| 4     | ASSAM                     | 4298.40                                | 1981.90     | 1.50             | 166.20        | 6448.00           | 55367.70      | 23181.72        | 345.80            | 98.60          | 78993.82           | 59666.10       | 25163.62     | 347.30            | 264.80         | 85441.82            |
| 5     | BIHAR                     | 4141.67                                | 3407.82     | 194.33           | 310.60        | 8054.42           | 38274.38      | 13513.38        | 1365.86           | 1942.16        | 55095.78           | 42416.05       | 16921.20     | 1560.19           | 2252.76        | 63150.20            |
| 6     | CHHATTISGARH              | 2323.78                                | 235.27      | 0.00             | 0.00          | 2559.05           | 30611.37      | 7018.83         | 2.00              | 0.00           | 37632.20           | 32935.15       | 7254.10      | 2.00              | 0.00           | 40191.25            |
| 7     | GOA                       | 0.00                                   | 16.67       | 5.60             | 0.00          | 22.27             | 39.64         | 936.49          | 648.26            | 60.03          | 1684.42            | 39.64          | 936.16       | 653.86            | 60.03          | 1706.69             |
| 8     | GUJARAT                   | 0.00                                   | 0.00        | 0.00             | 0.00          | 0.00              | 12214.34      | 11521.27        | 0.10              | 0.00           | 23735.71           | 12214.34       | 11521.27     | 0.10              | 0.00           | 23735.71            |
| 9     | HARYANA                   | 0.00                                   | 0.00        | 0.00             | 0.00          | 0.00              | 505.08        | 505.08          | 0.00              | 0.00           | 1010.16            | 505.08         | 505.08       | 0.00              | 0.00           | 1010.16             |
| 10    | HIMACHAL PRADESH          | 54.44                                  | 50.07       | 2.20             | 0.00          | 106.71            | 58861.48      | 51630.43        | 43.52             | 5.23           | 110540.66          | 58915.92       | 51680.50     | 45.72             | 5.23           | 110647.37           |
| 11    | JAMMU & KASHMIR           | 364.15                                 | 187.48      | 10.87            | 0.00          | 562.50            | 141595.85     | 53993.89        | 77.00             | 353.00         | 196019.74          | 141960.00      | 54181.37     | 87.87             | 353.00         | 196582.24           |
| 12    | JHARKHAND                 | 314.79                                 | 248.31      | 89.49            | 49.01         | 701.60            | 118823.68     | 57148.49        | 6561.28           | 5802.46        | 188335.91          | 119138.47      | 57396.80     | 6650.77           | 5851.47        | 189037.51           |
| 13    | KARNATAKA                 | 4477.73                                | 2013.17     | 1147.82          | 866.03        | 8504.75           | 108857.97     | 21778.46        | 11936.80          | 13638.13       | 156211.36          | 113335.70      | 23791.63     | 13084.62          | 14504.16       | 164716.11           |
| 14    | KERALA                    | 1209.64                                | 1422.28     | 1088.25          | 323.35        | 4043.52           | 24753.56      | 23914.85        | 15644.22          | 7299.24        | 71611.87           | 25963.20       | 25337.13     | 16732.47          | 7622.59        | 75655.39            |
| 15    | MADHYA PRADESH            | 2036.10                                | 15903.19    | 517.01           | 610.52        | 19066.82          | 18181.03      | 99855.87        | 1223.92           | 881.78         | 120142.60          | 20217.13       | 115759.06    | 1740.93           | 1492.30        | 139209.42           |
| 16    | MAHARASHTRA               | 23732.51                               | 28071.56    | 3769.05          | 7.69          | 55580.81          | 149694.55     | 158005.77       | 26464.98          | 8357.97        | 342523.27          | 173427.06      | 186077.33    | 30234.03          | 8365.66        | 398104.08           |
| 17    | MANIPUR                   | 0.00                                   | 0.00        | 0.00             | 0.00          | 0.00              | 13741.00      | 1065.00         | 4.00              | 1.00           | 14811.00           | 13741.00       | 1065.00      | 4.00              | 1.00           | 14811.00            |
| 18    | MEGHALAYA                 | 0.53                                   | 0.00        | 0.00             | 0.00          | 0.53              | 44314.15      | 10350.26        | 6569.88           | 1493.38        | 62727.67           | 44314.68       | 10350.26     | 6569.88           | 1493.38        | 62728.20            |
| 19    | MIZORAM                   | 0.00                                   | 0.00        | 0.00             | 0.00          | 0.00              | 7797.59       | 2537.48         | 18.70             | 681.49         | 11035.26           | 7797.59        | 2537.48      | 18.70             | 681.49         | 11035.26            |
| 20    | NAGALAND                  | 630.28                                 | 113.30      | 0.00             | 0.00          | 743.58            | 47251.08      | 7498.63         | 356.00            | 268.00         | 55373.71           | 47881.36       | 7611.93      | 356.00            | 268.00         | 56117.29            |
| 21    | ODISHA                    | 11646.85                               | 4272.43     | 4.00             | 62.70         | 15985.98          | 248781.77     | 77135.76        | 189.64            | 126.38         | 326233.55          | 260428.62      | 81408.19     | 193.64            | 189.08         | 342219.53           |
| 22    | PUDUCHERRY                | 0.00                                   | 52.00       | 0.00             | 0.00          | 52.00             | 2996.55       | 11539.13        | 0.00              | 0.00           | 14535.68           | 2996.55        | 11591.13     | 0.00              | 0.00           | 14587.68            |
| 23    | PUNJAB                    | 135.67                                 | 135.67      | 29.00            | 0.00          | 300.34            | 2501.05       | 2550.25         | 710.70            | 21.60          | 5789.60            | 2636.72        | 2685.92      | 739.70            | 27.60          | 6089.94             |
| 24    | RAJASTHAN                 | 952.08                                 | 9196.24     | 1.00             | 0.00          | 10149.32          | 1527.95       | 44666.18        | 31.25             | 39.00          | 46264.38           | 2480.03        | 53862.42     | 32.25             | 39.00          | 56413.70            |
| 25    | SIKKIM                    | 0.00                                   | 0.00        | 0.00             | 0.00          | 0.00              | 6636.32       | 2709.08         | 1090.50           | 2122.83        | 12558.73           | 6636.32        | 2709.08      | 1090.50           | 2122.83        | 12558.73            |
| 26    | TAMIL NADU                | 9433.24                                | 9892.58     | 2050.47          | 1488.87       | 22835.16          | 122503.17     | 165895.42       | 17178.17          | 10437.82       | 316014.58          | 131936.41      | 175788.00    | 19228.64          | 11896.69       | 338849.74           |
| 27    | TELENGANA                 | 72727.93                               | 54461.38    | 54.63            | 43.13         | 127287.07         | 216791.97     | 162537.50       | 452.70            | 1052.94        | 440835.11          | 349519.90      | 216998.88    | 507.33            | 1096.07        | 568122.18           |
| 28    | TRIPURA                   | 40.00                                  | 40.00       | 0.00             | 25.00         | 105.00            | 3844.00       | 3546.82         | 23.00             | 366.50         | 7780.32            | 3884.00        | 3586.82      | 23.00             | 391.50         | 7885.32             |
| 29    | UTTARAKHAND               | 8118.72                                | 6831.94     | 2.45             | 168.85        | 15121.96          | 118437.10     | 111081.40       | 7322.65           | 16049.47       | 252890.62          | 126555.82      | 117913.34    | 7325.10           | 16218.32       | 268012.58           |
| 30    | UTTAR PRADESH             | 4885.22                                | 5653.29     | 339.45           | 329.45        | 11207.41          | 6655.32       | 11247.63        | 3952.43           | 2485.46        | 24340.84           | 11540.54       | 16900.92     | 4291.88           | 2814.91        | 35548.25            |
| 31    | WEST BENGAL               | 5865.51                                | 941.77      | 71.62            | 946.43        | 7825.33           | 66146.07      | 24244.15        | 5246.36           | 5948.67        | 101585.25          | 72011.58       | 25185.92     | 5317.98           | 6895.10        | 109410.58           |
|       | <b>Total</b>              | 219431.68                              | 180637.89   | 10586.80         | 5446.93       | 416103.30         | 2037629.72    | 1277552.65      | 118627.30         | 81739.17       | 3515448.84         | 2256961.40     | 1458190.54   | 129214.10         | 87186.10       | 3931552.14          |

**MINOR IRRIGATION CENSUS (2017-18)**

**TABLE 5.14.3: SEASON WISE POTENTIAL UTILISED THROUGH TEMPORARILY NOT IN USE SURFACE FLOW SCHEMES**

(In Hectares)

| S.No. | State                     | Area Irrigated during 2017-2018        |             |                  |               |                          |               |                 |                   |                |                            |                |              |                   |                |                           |  |  |  |
|-------|---------------------------|--|-------------|------------------|---------------|--------------------------|---------------|-----------------|-------------------|----------------|----------------------------|----------------|--------------|-------------------|----------------|---------------------------|--|--|--|
|       |                           | Inside Command of Major/Medium Project |             |                  |               |                          |               | Outside Command |                   |                |                            |                |              | Total             |                |                           |  |  |  |
|       |                           | Kharif<br>(3)                          | Rabi<br>(4) | Perennial<br>(5) | Others<br>(6) | Total<br>(3 to 6)<br>(7) | Kharif<br>(8) | Rabi<br>(9)     | Perennial<br>(10) | Others<br>(11) | Total<br>(8 to 11)<br>(12) | Kharif<br>(13) | Rabi<br>(14) | Perennial<br>(15) | Others<br>(16) | Total<br>(7 + 12)<br>(17) |  |  |  |
| 1     | ANDAMAN & NICOBAR ISLANDS | 0.00                                   | 0.00        | 0.00             | 0.00          | 0.00                     | 0.00          | 0.30            | 0.00              | 0.50           | 0.00                       | 0.30           | 0.20         | 0.00              | 0.50           |                           |  |  |  |
| 2     | ANDHRA PRADESH            | 443.25                                 | 595.31      | 27.01            | 0.41          | 1065.98                  | 11291.73      | 9643.92         | 536.63            | 21491.03       | 11734.98                   | 10239.23       | 563.64       | 19.16             | 22557.01       |                           |  |  |  |
| 3     | ARUNACHAL PRADESH         | 0.00                                   | 0.00        | 0.00             | 0.00          | 0.00                     | 1485.93       | 496.15          | 113.50            | 2207.93        | 1485.93                    | 496.15         | 113.50       | 112.35            | 2207.93        |                           |  |  |  |
| 4     | ASSAM                     | 911.50                                 | 508.60      | 0.00             | 161.30        | 1581.40                  | 3488.34       | 1483.60         | 0.70              | 5021.54        | 4399.84                    | 1992.20        | 0.70         | 210.20            | 6602.94        |                           |  |  |  |
| 5     | BIHAR                     | 0.00                                   | 0.00        | 0.00             | 0.00          | 0.00                     | 92.13         | 62.42           | 7.50              | 175.45         | 92.13                      | 62.42          | 7.50         | 13.40             | 175.45         |                           |  |  |  |
| 6     | CHHATISGARH               | 9.55                                   | 4.00        | 0.00             | 0.00          | 13.55                    | 68.68         | 31.12           | 0.00              | 99.80          | 78.23                      | 35.12          | 0.00         | 0.00              | 113.35         |                           |  |  |  |
| 7     | GOA                       | 0.00                                   | 0.00        | 0.00             | 0.00          | 0.00                     | 0.00          | 0.23            | 1.20              | 1.43           | 0.00                       | 0.23           | 1.20         | 0.00              | 1.43           |                           |  |  |  |
| 8     | GUJARAT                   | 0.00                                   | 0.00        | 0.00             | 0.00          | 0.00                     | 0.00          | 0.00            | 0.00              | 0.00           | 0.00                       | 0.00           | 0.00         | 0.00              | 0.00           |                           |  |  |  |
| 9     | HIMACHAL PRADESH          | 40.90                                  | 36.80       | 0.00             | 0.00          | 77.70                    | 1056.81       | 781.48          | 0.07              | 1838.86        | 1097.71                    | 818.28         | 0.07         | 0.50              | 1916.56        |                           |  |  |  |
| 10    | JAMMU & KASHMIR           | 0.00                                   | 0.00        | 0.00             | 0.00          | 0.00                     | 0.00          | 0.00            | 0.00              | 0.00           | 0.00                       | 0.00           | 0.00         | 0.00              | 0.00           |                           |  |  |  |
| 11    | JHARKHAND                 | 22.78                                  | 13.70       | 0.00             | 0.00          | 36.48                    | 2257.09       | 1101.38         | 47.46             | 3485.10        | 2279.87                    | 1115.08        | 47.46        | 79.17             | 3521.58        |                           |  |  |  |
| 12    | KARNATAKA                 | 75.95                                  | 6.52        | 0.00             | 0.00          | 82.47                    | 1430.11       | 293.06          | 23.34             | 1904.49        | 1506.06                    | 299.58         | 23.34        | 157.98            | 1986.96        |                           |  |  |  |
| 13    | KERALA                    | 31.30                                  | 24.41       | 65.37            | 18.68         | 139.76                   | 140.94        | 133.30          | 254.81            | 584.18         | 172.24                     | 157.71         | 320.18       | 73.81             | 723.94         |                           |  |  |  |
| 14    | MADHYA PRADESH            | 10.00                                  | 13.00       | 0.00             | 4.00          | 27.00                    | 44.97         | 502.03          | 4.14              | 556.99         | 54.97                      | 515.03         | 4.14         | 9.85              | 583.99         |                           |  |  |  |
| 15    | MAHARASHTRA               | 15.48                                  | 7.60        | 0.00             | 1.00          | 24.08                    | 597.60        | 362.99          | 0.41              | 961.00         | 613.08                     | 370.59         | 0.41         | 1.00              | 985.08         |                           |  |  |  |
| 16    | MANIPUR                   | 0.00                                   | 0.00        | 0.00             | 0.00          | 0.00                     | 25.00         | 0.00            | 0.00              | 25.00          | 25.00                      | 0.00           | 0.00         | 0.00              | 25.00          |                           |  |  |  |
| 17    | MEGHALAYA                 | 0.00                                   | 0.00        | 0.00             | 0.00          | 0.00                     | 552.35        | 166.73          | 89.97             | 869.66         | 552.35                     | 166.73         | 89.97        | 60.61             | 869.66         |                           |  |  |  |
| 18    | MIZORAM                   | 145.00                                 | 0.00        | 0.00             | 0.00          | 145.00                   | 287.00        | 58.60           | 0.00              | 410.70         | 432.00                     | 58.60          | 0.00         | 65.10             | 555.70         |                           |  |  |  |
| 19    | NAGALAND                  | 0.00                                   | 0.00        | 0.00             | 0.00          | 0.00                     | 797.62        | 203.15          | 0.00              | 1000.77        | 797.62                     | 203.15         | 0.00         | 0.00              | 1000.77        |                           |  |  |  |
| 20    | ODISHA                    | 475.23                                 | 190.12      | 0.50             | 1.00          | 666.85                   | 3289.46       | 1072.73         | 1.20              | 4363.39        | 3764.69                    | 1262.85        | 1.70         | 1.00              | 5030.24        |                           |  |  |  |
| 21    | PUNJAB                    | 0.00                                   | 0.00        | 0.00             | 0.00          | 0.00                     | 31.95         | 29.73           | 0.00              | 61.68          | 31.95                      | 29.73          | 0.00         | 0.00              | 61.68          |                           |  |  |  |
| 22    | RAJASTHAN                 | 0.00                                   | 100.40      | 0.00             | 0.00          | 100.40                   | 25.00         | 2119.07         | 0.00              | 2144.07        | 25.00                      | 2219.47        | 0.00         | 0.00              | 2244.47        |                           |  |  |  |
| 23    | SIKKIM                    | 0.00                                   | 0.00        | 0.00             | 0.00          | 0.00                     | 2573.63       | 991.73          | 329.30            | 4453.35        | 2573.63                    | 991.73         | 329.30       | 558.69            | 4453.35        |                           |  |  |  |

(In Hectares)

| S.No. | State         | Area Irrigated during 2017-2018        |             |                  |               |                   |               |                 |                   |                |                    |                |              |                   |                |                   |  |  |
|-------|---------------|--|-------------|------------------|---------------|-------------------|---------------|-----------------|-------------------|----------------|--------------------|----------------|--------------|-------------------|----------------|-------------------|--|--|
|       |               | Inside Command of Major/Medium Project |             |                  |               |                   |               | Outside Command |                   |                |                    |                |              | Total             |                |                   |  |  |
|       |               | Kharif<br>(3)                          | Rabi<br>(4) | Perennial<br>(5) | Others<br>(6) | Total<br>(3 to 6) | Kharif<br>(8) | Rabi<br>(9)     | Perennial<br>(10) | Others<br>(11) | Total<br>(8 to 11) | Kharif<br>(13) | Rabi<br>(14) | Perennial<br>(15) | Others<br>(16) | Total<br>(7 + 12) |  |  |
| (1)   | (2)           |  |             |                  |               |                   |               |                 |                   |                |                    |                |              |                   |                |                   |  |  |
| 24    | TAMIL NADU    | 717.76                                 | 422.92      | 10.30            | 16.78         | 1167.76           | 9029.44       | 8057.87         | 1328.38           | 1529.47        | 19945.16           | 9747.20        | 8480.79      | 1338.68           | 1546.25        | 21112.92          |  |  |
| 25    | TELENGANA     | 44.97                                  | 163.51      | 0.00             | 0.00          | 208.48            | 3129.50       | 3756.89         | 1.05              | 0.16           | 6887.60            | 3174.47        | 3920.40      | 1.05              | 0.16           | 7096.08           |  |  |
| 26    | TRIPURA       | 0.00                                   | 0.00        | 0.00             | 0.00          | 0.00              | 111.00        | 75.00           | 0.00              | 0.00           | 186.00             | 111.00         | 75.00        | 0.00              | 0.00           | 186.00            |  |  |
| 27    | UTTARAKHAND   | 38.15                                  | 33.00       | 0.65             | 0.65          | 72.45             | 15400.96      | 13505.16        | 556.53            | 1384.23        | 30846.88           | 15439.11       | 13538.16     | 557.18            | 1384.88        | 30919.33          |  |  |
| 28    | UTTAR PRADESH | 6.00                                   | 5.00        | 0.00             | 0.00          | 11.00             | 185.40        | 201.40          | 17.50             | 27.00          | 431.30             | 191.40         | 206.40       | 17.50             | 27.00          | 442.30            |  |  |
| 29    | WEST BENGAL   | 293.28                                 | 51.48       | 7.28             | 94.89         | 446.93            | 1427.84       | 510.38          | 110.13            | 142.06         | 2190.41            | 1721.12        | 561.86       | 117.41            | 236.95         | 2637.34           |  |  |
|       | <b>Total</b>  | 3281.10                                | 2176.37     | 111.11           | 298.71        | 5867.29           | 58820.48      | 45640.42        | 3424.02           | 4259.35        | 112144.27          | 62101.58       | 47816.79     | 3535.13           | 4558.06        | 118011.56         |  |  |

**MINOR IRRIGATION CENSUS (2017-18)**

**TABLE 5.15: DISTRIBUTION OF IN USE SURFACE FLOW SCHEMES ACCORDING TO CONSTRAINTS IN UTILISATION OF POTENTIAL**

(In Number)

| S.No. | State                     | No. of Surface Flow Schemes having Constraints in utilisation of potential |       |      |       |      |      |      |      |      |       | Grand Total (4 + 12) |
|-------|---------------------------|--|-------|------|-------|------|------|------|------|------|-------|----------------------|
|       |                           | (3)  | (4)   | (5)  | (6)   | (7)  | (8)  | (9)  | (10) | (11) | (12)  |                      |
| (1)   | (2)                       | (3)  | (4)   | (5)  | (6)   | (7)  | (8)  | (9)  | (10) | (11) | (12)  | (13)                 |
| 1     | ANDAMAN & NICOBAR ISLANDS | 64   | 57    | 0    | 0     | 0    | 0    | 0    | 0    | 7    | 7     | 64                   |
| 2     | ANDHRA PRADESH            | 37467  | 29479 | 114  | 11    | 256  | 6905 | 390  | 58   | 254  | 7988  | 37467                |
| 3     | ARUNACHAL PRADESH         | 2495   | 1997  | 0    | 7     | 73   | 3    | 128  | 143  | 144  | 498   | 2495                 |
| 4     | ASSAM                     | 1768   | 1734  | 1    | 0     | 2    | 0    | 0    | 0    | 31   | 34    | 1768                 |
| 5     | BIHAR                     | 4466   | 3675  | 137  | 104   | 121  | 247  | 38   | 8    | 136  | 791   | 4466                 |
| 6     | CHHATISGARH               | 4142   | 2854  | 90   | 200   | 188  | 292  | 64   | 49   | 405  | 1288  | 4142                 |
| 7     | GOA                       | 1018   | 917   | 0    | 1     | 60   | 5    | 0    | 2    | 33   | 101   | 1018                 |
| 8     | GUJARAT                   | 24116  | 24115 | 1    | 0     | 0    | 0    | 0    | 0    | 0    | 1     | 24116                |
| 9     | HARYANA                   | 98   | 58    | 16   | 4     | 10   | 5    | 0    | 3    | 2    | 40    | 98                   |
| 10    | HIMACHAL PRADESH          | 20944  | 19049 | 37   | 59    | 195  | 528  | 26   | 264  | 786  | 1895  | 20944                |
| 11    | JAMMU & KASHMIR           | 2537   | 2467  | 2    | 2     | 3    | 3    | 11   | 2    | 47   | 70    | 2537                 |
| 12    | JHARKHAND                 | 69436  | 50286 | 2638 | 1043  | 3387 | 5192 | 3348 | 163  | 3379 | 19150 | 69436                |
| 13    | KARNATAKA                 | 73615  | 64892 | 4667 | 525   | 2264 | 473  | 337  | 8    | 449  | 8723  | 73615                |
| 14    | KERALA                    | 8068   | 7748  | 60   | 4     | 70   | 39   | 43   | 8    | 96   | 320   | 8068                 |
| 15    | MADHYA PRADESH            | 18761  | 18432 | 33   | 49    | 44   | 26   | 2    | 2    | 168  | 324   | 18756                |
| 16    | MAHARASHTRA               | 98498  | 57902 | 349  | 33516 | 548  | 322  | 2846 | 476  | 2539 | 40596 | 98498                |
| 17    | MANIPUR                   | 596  | 526   | 0    | 1     | 0    | 1    | 65   | 1    | 2    | 70    | 596                  |
| 18    | MEGHALAYA                 | 4199   | 4060  | 2    | 0     | 4    | 6    | 8    | 2    | 117  | 139   | 4199                 |
| 19    | MIZORAM                   | 2362   | 2245  | 0    | 1     | 16   | 9    | 1    | 87   | 3    | 117   | 2362                 |
| 20    | NAGALAND                  | 17789  | 17106 | 2    | 38    | 88   | 1    | 121  | 347  | 86   | 683   | 17789                |
| 21    | ODISHA                    | 28793  | 22355 | 383  | 400   | 423  | 861  | 789  | 273  | 3309 | 6438  | 28793                |
| 22    | PUDUCHERRY                | 703  | 280   | 138  | 0     | 257  | 0    | 1    | 0    | 27   | 423   | 703                  |

(In Number)

| S.No. | State         | No. of Surface Flow Schemes having Constraints in utilisation of potential |                                    |                         |                       |                         |                             |                             |                    |        |                 | Grand Total (4 + 12) |
|-------|---------------|--|------------------------------------|-------------------------|-----------------------|-------------------------|-----------------------------|-----------------------------|--------------------|--------|-----------------|----------------------|
|       |               | No. of Schemes in use  | No. of Schemes without constraints | Inadequate power supply | Mechanical Break Down | Less Discharge of Water | Storage not filled up fully | Siltation of Canal/ Storage | Channel Break Down | Others | Total (5 to 11) |                      |
| (1)   | (2)           | (3)  | (4)                                | (5)                     | (6)                   | (7)                     | (8)                         | (9)                         | (10)               | (11)   | (12)            | (13)                 |
| 23    | PUNJAB        | 275  | 264                                | 9                       | 1                     | 0                       | 0                           | 0                           | 0                  | 1      | 11              | 275                  |
| 24    | RAJASTHAN     | 2405   | 2050                               | 30                      | 15                    | 107                     | 131                         | 13                          | 2                  | 57     | 355             | 2405                 |
| 25    | SIKKIM        | 979  | 977                                | 0                       | 0                     | 0                       | 0                           | 0                           | 2                  | 0      | 2               | 979                  |
| 26    | TAMIL NADU    | 33491  | 26136                              | 1400                    | 900                   | 1288                    | 2094                        | 92                          | 35                 | 1546   | 7355            | 33491                |
| 27    | TELENGANA     | 55166  | 42909                              | 148                     | 109                   | 3602                    | 6422                        | 523                         | 191                | 1262   | 12257           | 55166                |
| 28    | TRIPURA       | 338  | 338                                | 0                       | 0                     | 0                       | 0                           | 0                           | 0                  | 0      | 0               | 338                  |
| 29    | UTTARAKHAND   | 26699  | 21048                              | 207                     | 27                    | 209                     | 48                          | 150                         | 4145               | 865    | 5651            | 26699                |
| 30    | UTTAR PRADESH | 4265   | 2863                               | 144                     | 519                   | 271                     | 99                          | 25                          | 3                  | 341    | 1402            | 4265                 |
| 31    | WEST BENGAL   | 16375  | 13024                              | 690                     | 137                   | 187                     | 0                           | 0                           | 16                 | 1290   | 2320            | 15344                |
|       | <b>Total</b>  | 561928   | 441843                             | 11298                   | 37673                 | 13673                   | 23712                       | 9021                        | 6290               | 18418  | 120085          | 561928               |



**MINOR IRRIGATION CENSUS (2017-18)**

**TABLE 5.16.1: NUMBER AND STORAGE CAPACITY OF RESERVOIRS IN SURFACE FLOW SCHEMES**

(Storage capacity in Cubic Meters)

| S.No. | State                     | In use |                  | Temporarily not in use |                  | Permanently not in use |                  | Total          |                              |
|-------|---------------------------|--------|------------------|------------------------|------------------|------------------------|------------------|----------------|------------------------------|
|       |                           | No.    | Storage capacity | No.                    | Storage capacity | No.                    | Storage capacity | No. (3 + 5 +7) | Storage capacity (4 + 6 + 8) |
| (1)   | (2)                       | (3)    | (4)              | (5)                    | (6)              | (7)                    | (8)              | (9)            | (10)                         |
| 1     | ANDAMAN & NICOBAR ISLANDS | 5      | 12711.00         | 0                      | 0.00             | 0                      | 0.00             | 5              | 12711.00                     |
| 2     | ANDHRA PRADESH            | 322    | 20098666.00      | 20                     | 6001307.00       | 1                      | 5.00             | 343            | 26098178.00                  |
| 3     | ARUNACHAL PRADESH         | 4      | 39.00            | 3                      | 48.24            | 0                      | 0.00             | 7              | 87.24                        |
| 4     | ASSAM                     | 31     | 82.70            | 11                     | 18.00            | 1                      | 2.00             | 43             | 102.70                       |
| 5     | BIHAR                     | 755    | 4973362.97       | 2                      | 905.00           | 9                      | 1248.30          | 766            | 4975516.27                   |
| 6     | CHHATTISGARH              | 774    | 69515920.97      | 5                      | 191291.00        | 3                      | 6001.00          | 782            | 69713212.97                  |
| 7     | GOA                       | 68     | 60241.68         | 0                      | 0.00             | 0                      | 0.00             | 68             | 60241.68                     |
| 8     | GUJARAT                   | 538    | 1710420263.33    | 0                      | 0.00             | 0                      | 0.00             | 538            | 1710420263.33                |
| 9     | HARYANA                   | 19     | 70.00            | 0                      | 0.00             | 0                      | 0.00             | 19             | 70.00                        |
| 10    | HIMACHAL PRADESH          | 79     | 14869.31         | 2                      | 1.15             | 2                      | 208.00           | 83             | 15078.46                     |
| 11    | JAMMU & KASHMIR           | 22     | 16147.00         | 0                      | 0.00             | 1                      | 11.00            | 23             | 16158.00                     |
| 12    | JHARKHAND                 | 2511   | 1789250.24       | 58                     | 556056.15        | 22                     | 39115.56         | 2591           | 18484421.95                  |
| 13    | KARNATAKA                 | 20717  | 537099.05        | 10                     | 34.00            | 12                     | 9817.00          | 20739          | 546950.05                    |
| 14    | KERALA                    | 11     | 18294653.00      | 0                      | 0.00             | 0                      | 0.00             | 11             | 18294653.00                  |
| 15    | MADHYA PRADESH            | 2337   | 12478232.35      | 42                     | 59943.21         | 8                      | 23536.00         | 2387           | 12561711.56                  |
| 16    | MAHARASHTRA               | 25770  | 183253043.65     | 186                    | 320.21           | 27                     | 1310378.00       | 25983          | 184563741.86                 |
| 17    | MEGHALAYA                 | 38     | 58345.64         | 3                      | 2446.00          | 0                      | 0.00             | 41             | 60791.64                     |
| 18    | MIZORAM                   | 11     | 710.00           | 5                      | 290.00           | 0                      | 0.00             | 16             | 1000.00                      |
| 19    | NAGALAND                  | 4      | 1803.00          | 0                      | 0.00             | 0                      | 0.00             | 4              | 1803.00                      |
| 20    | ODISHA                    | 1248   | 172294852.57     | 27                     | 803843.77        | 18                     | 220909.00        | 1293           | 173319605.34                 |
| 21    | PUDUCHERRY                | 217    | 684529.07        | 0                      | 0.00             | 0                      | 0.00             | 217            | 684529.07                    |
| 22    | PUNJAB                    | 65     | 107.56           | 1                      | 1.00             | 20                     | 20.00            | 86             | 128.56                       |
| 23    | RAJASTHAN                 | 654    | 50340052.73      | 4                      | 529205.00        | 4                      | 66804.00         | 662            | 50936061.73                  |
| 24    | TAMIL NADU                | 48     | 107187789.00     | 2                      | 7905800.00       | 1                      | 1647200.00       | 51             | 116740789.00                 |

(Storage capacity in Cubic Meters)

| S.No. | State         | In use |                  | Temporarily not in use |                  | Permanently not in use |                  | Total           |                              |
|-------|---------------|--------|------------------|------------------------|------------------|------------------------|------------------|-----------------|------------------------------|
|       |               | No.    | Storage capacity | No.                    | Storage capacity | No.                    | Storage capacity | No. (3 + 5 + 7) | Storage capacity (4 + 6 + 8) |
| (1)   | (2)           | (3)    | (4)              | (5)                    | (6)              | (7)                    | (8)              | (9)             | (10)                         |
| 25    | TELENGANA     | 395    | 33897687.27      | 13                     | 1328360.50       | 7                      | 78547.07         | 415             | 35304594.84                  |
| 26    | UTTARAKHAND   | 234    | 6554.85          | 7                      | 114.00           | 17                     | 1781.00          | 258             | 8449.85                      |
| 27    | UTTAR PRADESH | 629    | 2802735.00       | 7                      | 192131.00        | 13                     | 5510.00          | 649             | 3000376.00                   |
| 28    | WEST BENGAL   | 580    | 889070.00        | 29                     | 44419.00         | 14                     | 21770.00         | 623             | 955259.00                    |
|       | <b>Total</b>  | 58086  | 2405727088.94    | 437                    | 17616534.23      | 180                    | 3432862.93       | 58703           | 2426776486.10                |

**MINOR IRRIGATION CENSUS (2017-18)**

**TABLE 5.16.2: NUMBER AND STORAGE CAPACITY OF TANK/PONDS IN SURFACE FLOW SCHEMES**

(Storage capacity in Cubic Meters)

| S.No. | State                     | In use |                  | Temporarily not in use |                  | Permanently not in use |                  | Total           |                              |
|-------|---------------------------|--------|------------------|------------------------|------------------|------------------------|------------------|-----------------|------------------------------|
|       |                           | No.    | Storage capacity | No.                    | Storage capacity | No.                    | Storage capacity | No. (3 + 5 + 7) | Storage capacity (4 + 6 + 8) |
| (1)   | (2)                       | (3)    | (4)              | (5)                    | (6)              | (7)                    | (8)              | (9)             | (10)                         |
| 1     | ANDAMAN & NICOBAR ISLANDS | 36     | 39403.75         | 1                      | 1354.00          | 1                      | 1350.00          | 38              | 42107.75                     |
| 2     | ANDHRA PRADESH            | 33433  | 2361470433.00    | 8250                   | 443928137.00     | 813                    | 53359731.00      | 42496           | 2858758301.00                |
| 3     | ARUNACHAL PRADESH         | 4      | 2846.45          | 1                      | 10.00            | 0                      | 0.00             | 5               | 2856.45                      |
| 4     | ASSAM                     | 126    | 564.09           | 7                      | 132.37           | 4                      | 6.70             | 137             | 703.16                       |
| 5     | BIHAR                     | 1830   | 4845591.78       | 21                     | 37619.00         | 29                     | 7115.57          | 1880            | 4890326.35                   |
| 6     | CHHATISGARH               | 2048   | 16943572033      | 39                     | 2674376.00       | 22                     | 96629.00         | 2109            | 172206725.33                 |
| 7     | GOA                       | 318    | 784736.68        | 1                      | 5.00             | 6                      | 151.05           | 325             | 784892.73                    |
| 8     | HARYANA                   | 17     | 61.00            | 0                      | 0.00             | 0                      | 0.00             | 17              | 61.00                        |
| 9     | HIMACHAL PRADESH          | 11923  | 563951.38        | 88                     | 1602.35          | 62                     | 1186.55          | 12073           | 566740.28                    |
| 10    | JAMMU & KASHMIR           | 172    | 13515.00         | 0                      | 0.00             | 0                      | 0.00             | 172             | 13515.00                     |
| 11    | JHARKHAND                 | 59859  | 719687453.79     | 1403                   | 11951454.76      | 453                    | 2882468.66       | 61715           | 734521377.21                 |
| 12    | KARNATAKA                 | 30150  | 15723649.83      | 1153                   | 1072849.71       | 100                    | 21992.30         | 31403           | 16818491.84                  |
| 13    | KERALA                    | 4000   | 18485922.32      | 66                     | 142124.31        | 13                     | 48207.21         | 4079            | 18676253.84                  |
| 14    | MADHYA PRADESH            | 7877   | 33292667.93      | 200                    | 465837.29        | 174                    | 449149.75        | 8251            | 34207654.97                  |
| 15    | MAHARASHTRA               | 22221  | 143152805.90     | 81                     | 63640.00         | 19                     | 80874.00         | 22321           | 143297319.90                 |
| 16    | MANIPUR                   | 23     | 209956.05        | 2                      | 8223.00          | 0                      | 0.00             | 25              | 218179.05                    |
| 17    | MEGHALAYA                 | 741    | 812891.00        | 3                      | 670.00           | 0                      | 0.00             | 744             | 813561.00                    |
| 18    | MIZORAM                   | 1688   | 69978.41         | 8                      | 194.77           | 3                      | 95.00            | 1699            | 70268.18                     |
| 19    | NAGALAND                  | 101    | 1170.00          | 7                      | 10.00            | 1                      | 2.00             | 109             | 1182.00                      |
| 20    | ODISHA                    | 15875  | 603970325.67     | 339                    | 22068440.79      | 153                    | 2933206.20       | 16367           | 628971972.66                 |
| 21    | PUDUCHERRY                | 10     | 20812.00         | 0                      | 0.00             | 0                      | 0.00             | 10              | 20812.00                     |
| 22    | PUNJAB                    | 12     | 33.00            | 1                      | 1.00             | 3                      | 274.37           | 16              | 308.37                       |
| 23    | RAJASTHAN                 | 839    | 273414307.11     | 171                    | 70904701.71      | 10                     | 9736005.00       | 1020            | 354055013.82                 |
| 24    | TAMIL NADU                | 27359  | 423290213.77     | 4120                   | 693334936.92     | 942                    | 14689545.48      | 32421           | 507314696.17                 |

## (Storage capacity in Cubic Meters)

| S.No. | State         | In use |                  | Temporarily not in use |                  | Permanently not in use |                  | Total           |                              |
|-------|---------------|--------|------------------|------------------------|------------------|------------------------|------------------|-----------------|------------------------------|
|       |               | No.    | Storage capacity | No.                    | Storage capacity | No.                    | Storage capacity | No. (3 + 5 + 7) | Storage capacity (4 + 6 + 8) |
| (1)   | (2)           | (3)    | (4)              | (5)                    | (6)              | (7)                    | (8)              | (9)             | (10)                         |
| 25    | TELENGANA     | 37151  | 3464606110.81    | 3650                   | 219060333.12     | 2236                   | 67215621.46      | 43037           | 3750882065.39                |
| 26    | UTTARAKHAND   | 4409   | 537442.98        | 1277                   | 171424.10        | 630                    | 60079.58         | 6316            | 768946.66                    |
| 27    | UTTAR PRADESH | 1364   | 4671739.40       | 30                     | 100921.00        | 34                     | 1540.00          | 1428            | 4774200.40                   |
| 28    | WEST BENGAL   | 12448  | 18745535.50      | 260                    | 404045.00        | 127                    | 191190.00        | 12835           | 19340770.50                  |
|       | <b>Total</b>  | 276034 | 8257849838.93    | 21179                  | 842393043.20     | 5835                   | 151776420.88     | 303048          | 9252019303.01                |

**MINOR IRRIGATION CENSUS (2017-18)**

**TABLE 5.16.3: NUMBER AND STORAGE CAPACITY OF OTHER STORAGES IN SURFACE FLOW SCHEMES**

(Storage capacity in Cubic Meters)

| S.No. | State             | In use |                  | Temporarily not in use |                  | Permanently not in use |                  | Total           |                              |
|-------|-------------------|--------|------------------|------------------------|------------------|------------------------|------------------|-----------------|------------------------------|
|       |                   | No.    | Storage capacity | No.                    | Storage capacity | No.                    | Storage capacity | No. (3 + 5 + 7) | Storage capacity (4 + 6 + 8) |
| (1)   | (2)               | (3)    | (4)              | (5)                    | (6)              | (7)                    | (8)              | (9)             | (10)                         |
| 1     | ANDHRA PRADESH    | 319    | 10913654.00      | 84                     | 1256434.00       | 22                     | 164889.00        | 425             | 12334977.00                  |
| 2     | ARUNACHAL PRADESH | 1      | 0.15             | 0                      | 0.00             | 0                      | 0.00             | 1               | 0.15                         |
| 3     | ASSAM             | 26     | 28.63            | 2                      | 242.00           | 0                      | 0.00             | 28              | 270.63                       |
| 4     | BIHAR             | 895    | 4432989.06       | 3                      | 4860.00          | 1                      | 1.00             | 899             | 4437850.06                   |
| 5     | CHHATISGARH       | 250    | 11918118.00      | 4                      | 3402.00          | 5                      | 3011.00          | 259             | 11924531.00                  |
| 6     | GOA               | 5      | 1321.00          | 0                      | 0.00             | 1                      | 900.00           | 6               | 2221.00                      |
| 7     | HARYANA           | 26     | 89.00            | 0                      | 0.00             | 0                      | 0.00             | 26              | 89.00                        |
| 8     | HIMACHAL PRADESH  | 209    | 10013.79         | 22                     | 116.46           | 1                      | 4.00             | 232             | 10134.25                     |
| 9     | JAMMU & KASHMIR   | 11     | 105.00           | 0                      | 0.00             | 0                      | 0.00             | 11              | 105.00                       |
| 10    | JHARKHAND         | 1547   | 12774182.03      | 148                    | 328037.63        | 48                     | 118689.95        | 1743            | 13220909.61                  |
| 11    | KARNATAKA         | 7723   | 2273070.55       | 77                     | 11751.40         | 7                      | 19.00            | 7807            | 2284840.95                   |
| 12    | KERALA            | 107    | 2953128.90       | 3                      | 12520.00         | 0                      | 0.00             | 110             | 2965648.90                   |
| 13    | MADHYA PRADESH    | 857    | 2126944.19       | 23                     | 23134.00         | 14                     | 22624.00         | 894             | 2172702.19                   |
| 14    | MAHARASHTRA       | 9759   | 5915785.00       | 7                      | 134.00           | 5                      | 5.00             | 9771            | 5915924.00                   |
| 15    | MEGHALAYA         | 8      | 1698.00          | 0                      | 0.00             | 0                      | 0.00             | 8               | 1698.00                      |
| 16    | MIZORAM           | 9      | 342.00           | 0                      | 0.00             | 1                      | 8.00             | 10              | 350.00                       |
| 17    | NAGALAND          | 10     | 4278.00          | 1                      | 2.00             | 1                      | 2.00             | 12              | 4282.00                      |
| 18    | ODISHA            | 1080   | 49705470.77      | 54                     | 417545.20        | 250                    | 165059.20        | 1384            | 50288075.17                  |
| 19    | PUDUCHERRY        | 32     | 93857.40         | 0                      | 0.00             | 0                      | 0.00             | 32              | 93857.40                     |
| 20    | PUNJAB            | 4      | 4.00             | 0                      | 0.00             | 1                      | 1.00             | 5               | 5.00                         |
| 21    | RAJASTHAN         | 214    | 22782303.00      | 18                     | 1226269.00       | 1                      | 1620.00          | 233             | 24010192.00                  |
| 22    | TAMIL NADU        | 1864   | 29020811.10      | 321                    | 4894397.31       | 50                     | 375090.57        | 2235            | 34290298.98                  |
| 23    | TELENGANA         | 505    | 8729717.48       | 20                     | 424258.67        | 12                     | 41013.00         | 537             | 9194989.15                   |
| 24    | UTTARAKHAND       | 377    | 6486.77          | 54                     | 2233.50          | 30                     | 6901.00          | 461             | 15621.27                     |

(Storage capacity in Cubic Meters)

| S.No. | State         | In use |                  | Temporarily not in use |                  | Permanently not in use |                  | Total           |                              |
|-------|---------------|--------|------------------|------------------------|------------------|------------------------|------------------|-----------------|------------------------------|
|       |               | No.    | Storage capacity | No.                    | Storage capacity | No.                    | Storage capacity | No. (3 + 5 + 7) | Storage capacity (4 + 6 + 8) |
| (1)   | (2)           | (3)    | (4)              | (5)                    | (6)              | (7)                    | (8)              | (9)             | (10)                         |
| 25    | UTTAR PRADESH | 532    | 749086.60        | 5                      | 603.00           | 15                     | 9015.49          | 552             | 758705.09                    |
| 26    | WEST BENGAL   | 94     | 156210.00        | 12                     | 19540.00         | 8                      | 10440.00         | 114             | 186190.00                    |
|       | <b>Total</b>  | 26464  | 164569694.42     | 858                    | 8625480.17       | 473                    | 919293.21        | 27795           | 174114467.80                 |

**MINOR IRRIGATION CENSUS (2017-18)**

**TABLE 5.16.4: NUMBER AND STORAGE CAPACITY OF  
RESERVOIR/TANKS/PONDS/OTHER STORAGES IN SURFACE FLOW SCHEMES**

(Storage capacity in Cubic Meters)

| S.No. | State                     | In use |                  | Temporarily not in use |                  | Permanently not in use |                  | Total           |                              |
|-------|---------------------------|--------|------------------|------------------------|------------------|------------------------|------------------|-----------------|------------------------------|
|       |                           | No.    | Storage capacity | No.                    | Storage capacity | No.                    | Storage capacity | No. (3 + 5 + 7) | Storage capacity (4 + 6 + 8) |
| (1)   | (2)                       | (3)    | (4)              | (5)                    | (6)              | (7)                    | (8)              | (9)             | (10)                         |
| 1     | ANDAMAN & NICOBAR ISLANDS | 41     | 52114.75         | 1                      | 1354.00          | 1                      | 1350.00          | 43              | 54818.75                     |
| 2     | ANDHRA PRADESH            | 34074  | 2392480953.00    | 8354                   | 451185878.00     | 836                    | 53524625.00      | 43264           | 2897191456.00                |
| 3     | ARUNACHAL PRADESH         | 9      | 2885.60          | 4                      | 58.24            | 0                      | 0.00             | 13              | 2943.84                      |
| 4     | ASSAM                     | 183    | 675.42           | 20                     | 392.37           | 5                      | 8.70             | 208             | 1076.49                      |
| 5     | BIHAR                     | 3480   | 14251943.81      | 26                     | 43384.00         | 39                     | 8364.87          | 3545            | 14303692.68                  |
| 6     | CHHATISGARH               | 3072   | 250869759.30     | 48                     | 2869069.00       | 30                     | 105641.00        | 3150            | 253844469.30                 |
| 7     | GOA                       | 391    | 846299.36        | 1                      | 5.00             | 7                      | 1051.05          | 399             | 847355.41                    |
| 8     | GUJARAT                   | 538    | 1710420263.33    | 0                      | 0.00             | 0                      | 0.00             | 538             | 1710420263.33                |
| 9     | HARYANA                   | 62     | 220.00           | 0                      | 0.00             | 0                      | 0.00             | 62              | 220.00                       |
| 10    | HIMACHAL PRADESH          | 12211  | 588834.48        | 112                    | 1719.96          | 65                     | 1398.55          | 12388           | 591952.99                    |
| 11    | JAMMU & KASHMIR           | 205    | 29767.00         | 0                      | 0.00             | 1                      | 11.00            | 206             | 29778.00                     |
| 12    | JHARKHAND                 | 63917  | 750350886.06     | 1609                   | 12835548.54      | 523                    | 3040274.17       | 66049           | 766226708.77                 |
| 13    | KARNATAKA                 | 58590  | 18533819.43      | 1240                   | 1084635.11       | 119                    | 31828.30         | 59949           | 19650282.84                  |
| 14    | KERALA                    | 4118   | 39733704.22      | 69                     | 154644.31        | 13                     | 48207.21         | 4200            | 39936555.74                  |
| 15    | MADHYA PRADESH            | 11071  | 47897844.47      | 265                    | 548914.50        | 196                    | 495309.75        | 11532           | 48942068.72                  |
| 16    | MAHARASHTRA               | 57750  | 332321634.55     | 274                    | 64094.21         | 51                     | 1391257.00       | 58075           | 333776985.76                 |
| 17    | MANIPUR                   | 23     | 209956.05        | 2                      | 8223.00          | 0                      | 0.00             | 25              | 218179.05                    |
| 18    | MEGHALAYA                 | 787    | 872934.64        | 6                      | 3116.00          | 0                      | 0.00             | 793             | 876050.64                    |
| 19    | MIZORAM                   | 1708   | 71030.41         | 13                     | 484.77           | 4                      | 103.00           | 1725            | 71618.18                     |
| 20    | NAGALAND                  | 115    | 7251.00          | 8                      | 12.00            | 2                      | 4.00             | 125             | 7267.00                      |
| 21    | ODISHA                    | 18203  | 825970649.01     | 420                    | 2328929.76       | 421                    | 3319174.40       | 19044           | 852579653.17                 |
| 22    | PUDUCHERRY                | 259    | 799198.47        | 0                      | 0.00             | 0                      | 0.00             | 259             | 799198.47                    |
| 23    | PUNJAB                    | 81     | 144.56           | 2                      | 2.00             | 24                     | 295.37           | 107             | 441.93                       |

## (Storage capacity in Cubic Meters)

| S.No. | State         | In use |                  | Temporarily not in use |                  | Permanently not in use |                  | Total           |                              |
|-------|---------------|--------|------------------|------------------------|------------------|------------------------|------------------|-----------------|------------------------------|
|       |               | No.    | Storage capacity | No.                    | Storage capacity | No.                    | Storage capacity | No. (3 + 5 + 7) | Storage capacity (4 + 6 + 8) |
| (1)   | (2)           | (3)    | (4)              | (5)                    | (6)              | (7)                    | (8)              | (9)             | (10)                         |
| 24    | RAJASTHAN     | 1707   | 346536662.84     | 193                    | 72660175.71      | 15                     | 9804429.00       | 1915            | 429001267.55                 |
| 25    | TAMIL NADU    | 29271  | 559498813.87     | 4443                   | 82135134.23      | 993                    | 16711836.05      | 34707           | 658345784.15                 |
| 26    | TELENGANA     | 38051  | 3507233515.56    | 3683                   | 220812952.29     | 2255                   | 67335181.53      | 43989           | 37953381649.38               |
| 27    | UTTARAKHAND   | 5020   | 550484.60        | 1338                   | 173771.60        | 677                    | 68761.58         | 7035            | 793017.78                    |
| 28    | UTTAR PRADESH | 2525   | 8223561.00       | 42                     | 293655.00        | 62                     | 16065.49         | 2629            | 8533281.49                   |
| 29    | WEST BENGAL   | 13122  | 19790815.50      | 301                    | 468004.00        | 149                    | 223400.00        | 13572           | 20482219.50                  |
|       | <b>Total</b>  | 360584 | 10828146622.29   | 22474                  | 868635057.60     | 6488                   | 156128577.02     | 389546          | 11852910256.91               |



**MINOR IRRIGATION CENSUS (2017-18)**

**TABLE 5.16.5: DISTRIBUTION OF TANKS/RESERVOIR &  
OTHER STORAGE OF SURFACE FLOW SCHEMES BY STORAGE SIZE**

(In Number)

| S.No. | State                     | No. of Tanks/Reservoir & Other Storages by Designed storage |  |   |   |                               |       | Total (3 to 7) |
|-------|---------------------------|---|--|---|---|-------------------------------|-------|----------------|
|       |                           | Not Available or Zero (3)                                   | More than 0 and upto 100 cubic mts (4) | More than 100 and upto 1000 cubic mts (5) | More than 1000 and upto 10000 cubic mts (6) | More than 10000 cubic mts (7) | (8)   |                |
| (1)   | (2)                       | (3)   | (4)                                    | (5)                                       | (6)   | (7)                           | (8)   |                |
| 1     | ANDAMAN & NICOBAR ISLANDS | 0   | 0                                      | 13  | 30  | 0                             | 43    |                |
| 2     | ANDHRA PRADESH            | 0   | 11474                                  | 4994                                      | 7574  | 19222                         | 43264 |                |
| 3     | ARUNACHAL PRADESH         | 0   | 11                                     | 1   | 1   | 0                             | 13    |                |
| 4     | ASSAM                     | 0   | 204                                    | 4   | 0   | 0                             | 208   |                |
| 5     | BIHAR                     | 0   | 2432                                   | 101                                       | 827   | 185                           | 3545  |                |
| 6     | CHHATISGARH               | 0   | 1378                                   | 348                                       | 420   | 1004                          | 3150  |                |
| 7     | GOA                       | 0   | 161                                    | 180                                       | 33  | 25                            | 399   |                |
| 8     | GUJARAT                   | 0   | 2                                      | 0   | 5   | 531                           | 538   |                |
| 9     | HARYANA                   | 0   | 62                                     | 0   | 0   | 0                             | 62    |                |
| 10    | HIMACHAL PRADESH          | 0   | 11954                                  | 419                                       | 14  | 1                             | 12388 |                |
| 11    | JAMMU & KASHMIR           | 0   | 186                                    | 15  | 5   | 0                             | 206   |                |
| 12    | JHARKHAND                 | 0   | 10301                                  | 9877                                      | 35798                                       | 10073                         | 66049 |                |
| 13    | KARNATAKA                 | 0   | 58465                                  | 785                                       | 458   | 241                           | 59949 |                |
| 14    | KERALA                    | 0   | 728                                    | 1790                                      | 1374  | 308                           | 4200  |                |
| 15    | MADHYA PRADESH            | 0   | 3439                                   | 2942                                      | 5036  | 115                           | 11532 |                |
| 16    | MAHARASHTRA               | 0   | 52340                                  | 2554                                      | 1313  | 1868                          | 58075 |                |
| 17    | MANIPUR                   | 0   | 0                                      | 3   | 18  | 4                             | 25    |                |
| 18    | MEGHALAYA                 | 0   | 252                                    | 372                                       | 164   | 5                             | 793   |                |
| 19    | MIZORAM                   | 0   | 1664                                   | 60  | 1   | 0                             | 1725  |                |
| 20    | NAGALAND                  | 0   | 121                                    | 1   | 3   | 0                             | 125   |                |
| 21    | ODISHA                    | 0   | 2071                                   | 2246                                      | 6769  | 7958                          | 19044 |                |
| 22    | PUDUCHERRY                | 0   | 7                                      | 33  | 218   | 1                             | 259   |                |
| 23    | PUNJAB                    | 0   | 106                                    | 1   | 0   | 0                             | 107   |                |

(In Number)

| S.No. | State         | No. of Tanks/Reservoir & Other Storages by Designed storage |   |  |  |                                  |        | Total (3 to 7) |
|-------|---------------|---|---|--|--|----------------------------------|--------|----------------|
|       |               | Not Available or Zero<br>(3)                                | More than 0 and upto 100 cubic mts<br>(4) | More than 100 and upto 1000 cubic mts<br>(5) | More than 1000 and upto 10000 cubic mts<br>(6) | More than 10000 cubic mts<br>(7) | (8)    |                |
| (1)   | (2)           |   |   |  |  |                                  |        |                |
| 24    | RAJASTHAN     | 0   | 162                                       | 568  | 698  | 487                              | 1915   |                |
| 25    | TAMIL NADU    | 0   | 22855                                     | 4440   | 5102   | 2310                             | 34707  |                |
| 26    | TELENGANA     | 0   | 20682                                     | 3016   | 4219   | 16072                            | 43989  |                |
| 27    | UTTARAKHAND   | 0   | 6966                                      | 34   | 10   | 25                               | 7035   |                |
| 28    | UTTAR PRADESH | 0   | 1819                                      | 302  | 445  | 63                               | 2629   |                |
| 29    | WEST BENGAL   | 0   | 0   | 2961   | 10611  | 0                                | 13572  |                |
|       | <b>Total</b>  | 0   | 209842                                    | 38060  | 81146  | 60498                            | 389546 |                |

**MINOR IRRIGATION CENSUS (2017-18)**

**TABLE 5.17: DISTRIBUTION OF TANKS/RESERVOIR &  
OTHER STORAGE OF SURFACE FLOW SCHEMES BY CCA CLASSES**

(In Number)

| S.No. | State                     | No. of Public Tanks/Reservoirs & Other Storages by CCA Classes |             |              |               |                |                 |                |            |             |              | No. of Private Tanks/Reservoirs & Other Storages by CCA Classes |                |                 |                  |  |  |  |  |  |  |
|-------|---------------------------|--|-------------|--------------|---------------|----------------|-----------------|----------------|------------|-------------|--------------|---|----------------|-----------------|------------------|--|--|--|--|--|--|
|       |                           | CCA Classes  |             |              |               |                |                 |                |            |             |              | CCA Classes   |                |                 |                  |  |  |  |  |  |  |
|       |                           | 0 to 20 ha   | 20 to 40 ha | 40 to 100 ha | 100 to 500 ha | 500 to 1000 ha | 1000 to 2000 ha | Total (3 to 8) | 0 to 20 ha | 20 to 40 ha | 40 to 100 ha | 100 to 500 ha   | 500 to 1000 ha | 1000 to 2000 ha | Total (10 to 15) |  |  |  |  |  |  |
| (1)   | (2)                       | (3)  | (4)         | (5)          | (6)           | (7)            | (8)             | (9)            | (10)       | (11)        | (12)         | (13)  | (14)           | (15)            | (16)             |  |  |  |  |  |  |
| 1     | ANDAMAN & NICOBAR ISLANDS | 21   | 0           | 0            | 0             | 0              | 0               | 21             | 20         | 0           | 0            | 0   | 0              | 0               | 20               |  |  |  |  |  |  |
| 2     | ANDHRA PRADESH            | 32930  | 4223        | 2719         | 1067          | 55             | 15              | 41009          | 1865       | 43          | 29           | 17  | 1              | 0               | 1955             |  |  |  |  |  |  |
| 3     | ARUNACHAL PRADESH         | 3  | 5           | 2            | 1             | 0              | 0               | 11             | 1          | 0           | 1            | 0   | 0              | 2               |                  |  |  |  |  |  |  |
| 4     | ASSAM                     | 31   | 18          | 30           | 89            | 8              | 6               | 182            | 22         | 0           | 1            | 1   | 1              | 0               | 25               |  |  |  |  |  |  |
| 5     | BIHAR                     | 1252   | 167         | 94           | 46            | 0              | 0               | 1559           | 1034       | 65          | 88           | 27  | 0              | 0               | 1214             |  |  |  |  |  |  |
| 6     | CHHATISGARH               | 970  | 102         | 105          | 46            | 5              | 0               | 1228           | 1651       | 56          | 31           | 24  | 0              | 0               | 1762             |  |  |  |  |  |  |
| 7     | GOA                       | 60   | 4           | 0            | 0             | 0              | 0               | 64             | 325        | 2           | 0            | 1   | 0              | 0               | 328              |  |  |  |  |  |  |
| 8     | GUJARAT                   | 173  | 272         | 55           | 34            | 3              | 0               | 537            | 0          | 0           | 0            | 0   | 0              | 0               | 0                |  |  |  |  |  |  |
| 9     | HARYANA                   | 1  | 0           | 0            | 0             | 0              | 0               | 1              | 59         | 0           | 0            | 0   | 0              | 0               | 59               |  |  |  |  |  |  |
| 10    | HIMACHAL PRADESH          | 6704   | 18          | 15           | 0             | 0              | 0               | 6737           | 5617       | 4           | 5            | 0   | 0              | 0               | 5626             |  |  |  |  |  |  |
| 11    | JAMMU & KASHMIR           | 71   | 13          | 10           | 2             | 0              | 0               | 96             | 93         | 15          | 1            | 0   | 0              | 0               | 109              |  |  |  |  |  |  |
| 12    | JHARKHAND                 | 29901  | 604         | 234          | 48            | 0              | 0               | 30787          | 27546      | 179         | 125          | 16  | 1              | 0               | 27867            |  |  |  |  |  |  |
| 13    | KARNATAKA                 | 14548  | 254         | 123          | 44            | 0              | 0               | 14969          | 28994      | 88          | 40           | 10  | 0              | 0               | 29132            |  |  |  |  |  |  |
| 14    | KERALA                    | 1623   | 114         | 51           | 14            | 0              | 0               | 1802           | 2158       | 31          | 18           | 0   | 0              | 0               | 2207             |  |  |  |  |  |  |
| 15    | MADHYA PRADESH            | 1451   | 257         | 317          | 273           | 17             | 12              | 2327           | 501        | 40          | 25           | 9   | 1              | 0               | 576              |  |  |  |  |  |  |
| 16    | MAHARASHTRA               | 6601   | 863         | 350          | 346           | 22             | 5               | 8187           | 47462      | 142         | 212          | 75  | 10             | 3               | 47904            |  |  |  |  |  |  |
| 17    | MANIPUR                   | 24   | 1           | 0            | 0             | 0              | 0               | 25             | 0          | 0           | 0            | 0   | 0              | 0               | 0                |  |  |  |  |  |  |
| 18    | MEGHALAYA                 | 157  | 7           | 3            | 6             | 0              | 0               | 173            | 561        | 22          | 27           | 3   | 0              | 0               | 613              |  |  |  |  |  |  |
| 19    | MIZORAM                   | 11   | 16          | 16           | 1             | 0              | 0               | 44             | 1658       | 10          | 13           | 0   | 0              | 0               | 1681             |  |  |  |  |  |  |
| 20    | NAGALAND                  | 21   | 2           | 0            | 0             | 0              | 0               | 23             | 96         | 2           | 2            | 0   | 0              | 0               | 100              |  |  |  |  |  |  |

(In Number)

| S.No. | State         | No. of Public Tanks/Reservoirs & Other Storages by CCA Classes |             |              |               |                |                 |                |            |             |              | No. of Private Tanks/Reservoirs & Other Storages by CCA Classes |                |                 |                  |  |  |  |
|-------|---------------|--|-------------|--------------|---------------|----------------|-----------------|----------------|------------|-------------|--------------|---|----------------|-----------------|------------------|--|--|--|
|       |               | CCA Classes  |             |              |               |                |                 |                |            |             |              | CCA Classes   |                |                 |                  |  |  |  |
|       |               | 0 to 20 ha   | 20 to 40 ha | 40 to 100 ha | 100 to 500 ha | 500 to 1000 ha | 1000 to 2000 ha | Total (3 to 8) | 0 to 20 ha | 20 to 40 ha | 40 to 100 ha | 100 to 500 ha   | 500 to 1000 ha | 1000 to 2000 ha | Total (10 to 15) |  |  |  |
| (1)   | (2)           | (3)  | (4)         | (5)          | (6)           | (7)            | (8)             | (9)            | (10)       | (11)        | (12)         | (13)  | (14)           | (15)            | (16)             |  |  |  |
| 21    | ODISHA        | 10675  | 1120        | 1114         | 300           | 9              | 5               | 13223          | 5379       | 168         | 74           | 23  | 2              | 0               | 5646             |  |  |  |
| 22    | PUDUCHERRY    | 111  | 93          | 52           | 1             | 0              | 0               | 257            | 0          | 2           | 0            | 0   | 0              | 0               | 2                |  |  |  |
| 23    | PUNJAB        | 11   | 4           | 2            | 1             | 0              | 0               | 18             | 83         | 0           | 0            | 0   | 0              | 0               | 83               |  |  |  |
| 24    | RAJASTHAN     | 307  | 143         | 129          | 106           | 7              | 13              | 705            | 1066       | 28          | 19           | 4   | 0              | 0               | 1117             |  |  |  |
| 25    | TAMIL NADU    | 9770   | 1840        | 1674         | 558           | 20             | 14              | 13876          | 4629       | 167         | 197          | 41  | 1              | 2               | 5037             |  |  |  |
| 26    | TELENGANA     | 20725  | 3467        | 2484         | 841           | 31             | 7               | 27555          | 3378       | 29          | 11           | 8   | 0              | 0               | 3426             |  |  |  |
| 27    | UTTARAKHAND   | 6283   | 26          | 6            | 0             | 0              | 0               | 6315           | 699        | 0           | 1            | 0   | 0              | 0               | 700              |  |  |  |
| 28    | UTTAR PRADESH | 624  | 68          | 48           | 17            | 0              | 2               | 759            | 1074       | 17          | 10           | 1   | 0              | 2               | 1104             |  |  |  |
| 29    | WEST BENGAL   | 2108   | 78          | 32           | 4             | 0              | 0               | 2222           | 10974      | 189         | 41           | 10  | 0              | 0               | 11214            |  |  |  |
|       | <b>Total</b>  | 147167   | 13779       | 9665         | 3845          | 177            | 79              | 174712         | 146945     | 1299        | 971          | 270   | 17             | 7               | 149509           |  |  |  |

**MINOR IRRIGATION CENSUS (2017-18)**

**TABLE 5.18: DISTRIBUTION OF IN USE TANKS/ RESERVOIRS AND OTHER STORAGE IN SURFACE FLOW SCHEME**

(In Number)

| S.No. | State                     | No. of Tanks/Reservoirs & Other Storages with their IPC & IPU by CCA Class |            |            |             |            |            |              |             |             |               |             |             |                |             |             |                 |             |             |        |             |             |       |             |  |  |  |
|-------|---------------------------|--|------------|------------|-------------|------------|------------|--------------|-------------|-------------|---------------|-------------|-------------|----------------|-------------|-------------|-----------------|-------------|-------------|--------|-------------|-------------|-------|-------------|--|--|--|
|       |                           | CCA Classes  |            |            |             |            |            |              |             |             |               |             |             |                | CCA Classes |             |                 |             |             |        |             |             |       |             |  |  |  |
|       |                           | 0 to 20 ha   |            |            | 20 to 40 ha |            |            | 40 to 100 ha |             |             | 100 to 500 ha |             |             | 500 to 1000 ha |             |             | 1000 to 2000 ha |             |             | Total  |             |             |       |             |  |  |  |
|       |                           | No.  | IPC<br>(4) | IPU<br>(5) | No.         | IPC<br>(7) | IPU<br>(8) | No.          | IPC<br>(10) | IPU<br>(11) | No.           | IPC<br>(13) | IPU<br>(14) | No.            | IPC<br>(16) | IPU<br>(17) | No.             | IPC<br>(19) | IPU<br>(20) | No.    | IPC<br>(21) | IPU<br>(22) | No.   | IPC<br>(23) |  |  |  |
| 1     | ANDAMAN & NICOBAR ISLANDS | 41   | 48.20      | 27.73      | 0           | 0.00       | 0.00       | 0            | 0.00        | 0.00        | 0             | 0.00        | 0           | 0.00           | 0.00        | 0           | 0.00            | 0.00        | 0           | 0.00   | 0.00        | 41          | 48.20 | 27.73       |  |  |  |
| 2     | ANDHRA PRADESH            | 34795  | 239754.94  | 153517.53  | 4266        | 134473.30  | 81271.92   | 2748         | 193439.35   | 111283.03   | 1084          | 236603.50   | 127554.19   | 56             | 42567.35    | 23110.98    | 15              | 26751.68    | 7891.00     | 42964  | 873590.12   | 504628.65   |       |             |  |  |  |
| 3     | ARUNACHAL PRADESH         | 4  | 67.00      | 60.00      | 5           | 205.00     | 165.00     | 3            | 195.00      | 122.00      | 1             | 173.00      | 110.00      | 0              | 0.00        | 0.00        | 0               | 0.00        | 0.00        | 13     | 640.00      | 457.00      |       |             |  |  |  |
| 4     | ASSAM                     | 53   | 397.91     | 248.77     | 18          | 518.90     | 324.00     | 31           | 2444.40     | 1036.30     | 90            | 30624.56    | 12894.00    | 9              | 7921.00     | 2797.00     | 6               | 12329.00    | 4234.00     | 207    | 54235.77    | 21534.07    |       |             |  |  |  |
| 5     | BIHAR                     | 2286   | 14621.59   | 12802.15   | 232         | 7889.72    | 6295.44    | 182          | 15226.05    | 11020.91    | 73            | 14196.40    | 11447.40    | 0              | 0.00        | 0.00        | 0               | 0.00        | 0.00        | 2773   | 51933.76    | 41565.90    |       |             |  |  |  |
| 6     | CHHATTISGARH              | 2621   | 10920.26   | 8634.75    | 158         | 6075.79    | 3384.44    | 136          | 9791.99     | 6488.01     | 70            | 15461.71    | 9789.52     | 5              | 3639.00     | 2521.00     | 0               | 0.00        | 0.00        | 2990   | 45894.75    | 30871.72    |       |             |  |  |  |
| 7     | GOA                       | 385  | 561.88     | 528.02     | 6           | 161.00     | 115.00     | 0            | 0.00        | 0.00        | 1             | 120.00      | 0.00        | 0              | 0.00        | 0.00        | 0               | 0.00        | 0.00        | 392    | 842.88      | 643.02      |       |             |  |  |  |
| 8     | GUJARAT                   | 173  | 2857.07    | 2570.08    | 272         | 8746.78    | 7901.31    | 55           | 4344.51     | 3710.38     | 34            | 8123.02     | 7136.41     | 3              | 2624.50     | 2393.35     | 0               | 0.00        | 0.00        | 537    | 26695.88    | 23711.53    |       |             |  |  |  |
| 9     | HARYANA                   | 60   | 750.62     | 750.62     | 0           | 0.00       | 0.00       | 0            | 0.00        | 0.00        | 0             | 0.00        | 0.00        | 0              | 0.00        | 0.00        | 0               | 0.00        | 0.00        | 60     | 750.62      | 750.62      |       |             |  |  |  |
| 10    | HIMACHAL PRADESH          | 12321  | 12211.60   | 10791.99   | 22          | 972.07     | 854.72     | 20           | 1708.52     | 1616.61     | 0             | 0.00        | 0.00        | 0              | 0.00        | 0.00        | 0               | 0.00        | 0.00        | 12363  | 14892.19    | 13263.32    |       |             |  |  |  |
| 11    | JAMMU & KASHMIR           | 164  | 885.27     | 871.00     | 28          | 897.14     | 897.14     | 11           | 812.00      | 781.00      | 2             | 295.00      | 295.00      | 0              | 0.00        | 0.00        | 0               | 0.00        | 0.00        | 205    | 2889.41     | 2884.14     |       |             |  |  |  |
| 12    | JHARKHAND                 | 57447  | 179613.13  | 132639.22  | 783         | 24819.20   | 17608.49   | 359          | 22829.44    | 12921.70    | 64            | 12277.57    | 7674.59     | 1              | 583.65      | 583.65      | 0               | 0.00        | 0.00        | 58654  | 240122.99   | 171427.65   |       |             |  |  |  |
| 13    | KARNATAKA                 | 43542  | 111243.46  | 109545.67  | 342         | 10879.54   | 10111.40   | 163          | 10801.89    | 9877.26     | 54            | 10331.24    | 9890.89     | 0              | 0.00        | 0.00        | 0               | 0.00        | 0.00        | 44101  | 143256.13   | 139428.22   |       |             |  |  |  |
| 14    | KERALA                    | 3781   | 11952.04   | 11415.70   | 145         | 4058.80    | 3853.34    | 69           | 4300.74     | 4122.88     | 14            | 3063.65     | 3040.65     | 0              | 0.00        | 0.00        | 0               | 0.00        | 0.00        | 4009   | 23375.23    | 22432.57    |       |             |  |  |  |
| 15    | MADHYA PRADESH            | 1952   | 13378.42   | 12870.30   | 297         | 9628.59    | 9069.03    | 342          | 24860.67    | 23471.85    | 282           | 65587.12    | 60948.55    | 18             | 13656.46    | 11496.40    | 12              | 22590.40    | 18844.00    | 2903   | 149701.66   | 136700.13   |       |             |  |  |  |
| 16    | MAHARASHTRA               | 54063  | 135775.17  | 113494.58  | 1005        | 34437.94   | 30743.18   | 562          | 39965.30    | 35271.18    | 421           | 123464.68   | 113809.77   | 32             | 21755.20    | 20552.00    | 8               | 17426.00    | 12881.00    | 56091  | 372824.29   | 326751.71   |       |             |  |  |  |
| 17    | MANIPUR                   | 24   | 162.00     | 154.00     | 1           | 26.00      | 22.00      | 0            | 0.00        | 0.00        | 0             | 0.00        | 0.00        | 0              | 0.00        | 0.00        | 0               | 0.00        | 0.00        | 25     | 188.00      | 176.00      |       |             |  |  |  |
| 18    | MEGHALAYA                 | 718  | 3875.66    | 3651.03    | 29          | 1254.71    | 1215.71    | 30           | 2299.00     | 2269.00     | 9             | 1773.00     | 1720.00     | 0              | 0.00        | 0.00        | 0               | 0.00        | 0.00        | 786    | 9202.37     | 8855.74     |       |             |  |  |  |
| 19    | MIZORAM                   | 1669   | 4679.56    | 2708.81    | 26          | 1355.00    | 621.60     | 29           | 3047.00     | 997.00      | 1             | 260.00      | 117.00      | 0              | 0.00        | 0.00        | 0               | 0.00        | 0.00        | 1725   | 9341.56     | 4444.41     |       |             |  |  |  |
| 20    | NAGALAND                  | 117  | 95.41      | 310.87     | 4           | 101.00     | 50.00      | 2            | 120.00      | 57.00       | 0             | 0.00        | 0.00        | 0              | 0.00        | 0.00        | 0               | 0.00        | 0.00        | 123    | 726.41      | 417.87      |       |             |  |  |  |
| 21    | ODISHA                    | 16054  | 120779.27  | 88009.71   | 1288        | 45614.82   | 31343.64   | 1188         | 8996.99     | 49668.80    | 323           | 81484.40    | 44045.44    | 11             | 10606.00    | 2901.00     | 5               | 8248.00     | 5758.00     | 18869  | 356629.48   | 227114.59   |       |             |  |  |  |
| 22    | PUNJAB                    | 111  | 1244.44    | 1244.44    | 95          | 2819.54    | 2746.93    | 52           | 2679.80     | 2657.65     | 1             | 100.40      | 100.40      | 0              | 0.00        | 0.00        | 0               | 0.00        | 0.00        | 259    | 6844.18     | 6749.42     |       |             |  |  |  |
| 23    | PUNJAB                    | 94   | 394.20     | 330.56     | 4           | 213.06     | 213.06     | 2            | 254.00      | 254.00      | 1             | 288.00      | 288.00      | 0              | 0.00        | 0.00        | 0               | 0.00        | 0.00        | 101    | 1149.26     | 1085.62     |       |             |  |  |  |
| 24    | RAJASTHAN                 | 1373   | 4557.68    | 3557.54    | 171         | 5634.84    | 3188.96    | 148          | 12135.63    | 6482.67     | 110           | 25882.15    | 15673.17    | 7              | 6076.35     | 4356.35     | 13              | 22705.80    | 8138.83     | 1822   | 76992.45    | 41397.52    |       |             |  |  |  |
| 25    | TAMIL NADU                | 14399  | 68960.58   | 55248.92   | 2007        | 60584.84   | 47747.04   | 1871         | 124176.03   | 95838.62    | 599           | 122568.57   | 91964.13    | 21             | 14562.00    | 9789.50     | 16              | 20628.02    | 12763.46    | 18913  | 411480.04   | 313351.67   |       |             |  |  |  |
| 26    | TELENGANA                 | 24103  | 208889.11  | 126892.13  | 3496        | 134704.62  | 87294.26   | 2495         | 214900.12   | 145893.77   | 849           | 27316.57    | 158563.15   | 31             | 31504.87    | 20709.64    | 7               | 16729.81    | 14121.81    | 30981  | 834045.10   | 553474.76   |       |             |  |  |  |
| 27    | UTTARAKHAND               | 6982   | 24006.80   | 17820.54   | 26          | 1162.80    | 1021.00    | 7            | 610.00      | 587.00      | 0             | 0.00        | 0.00        | 0              | 0.00        | 0.00        | 0               | 0.00        | 0.00        | 7015   | 25779.60    | 19428.54    |       |             |  |  |  |
| 28    | UTTAR PRADESH             | 1698   | 8022.03    | 6975.54    | 85          | 3200.70    | 2896.40    | 58           | 5393.50     | 4979.50     | 18            | 4598.00     | 4001.50     | 0              | 0.00        | 0.00        | 4               | 592000      | 5920.00     | 1863   | 27134.23    | 24712.94    |       |             |  |  |  |
| 29    | WEST BENGAL               | 13082  | 85948.71   | 66418.31   | 267         | 10233.40   | 7856.21    | 73           | 5838.11     | 4311.16     | 14            | 3681.19     | 2554.64     | 0              | 0.00        | 0.00        | 0               | 0.00        | 0.00        | 13436  | 105701.41   | 81140.32    |       |             |  |  |  |
|       | <b>Total</b>              | 294112   | 1267064.01 | 944090.51  | 15078       | 5106689.10 | 358811.22  | 10636        | 79206.04    | 535647.28   | 4115          | 988273.73   | 683618.40   | 194            | 155496.38   | 101210.87   | 86              | 153328.71   | 90552.10    | 324221 | 3866907.97  | 2713930.38  |       |             |  |  |  |



# **Surface Lift Tables**





## MINOR IRRIGATION CENSUS (2017-18)

### TABLE 6.1: NUMBER OF SURFACE LIFT SCHEMES BY TYPE

(In Number)

| S.No. | State                     | Type of Surface Lift Schemes |                  |                       |   |               |              | Total |
|-------|---------------------------|------------------------------|------------------|-----------------------|---|---------------|--------------|-------|
|       |                           | On river<br>(3)              | On stream<br>(4) | On drain/canal<br>(5) | On Tanks/Ponds/<br>Reservoirs/check-dams<br>(6) | Others<br>(7) | Total<br>(8) |       |
| 1     | ANDAMAN & NICOBAR ISLANDS | 0                            | 13               | 1                     | 3409  | 6             | 3429         |       |
| 2     | ANDHRA PRADESH            | 3702                         | 3741             | 2032                  | 578   | 552           | 10605        |       |
| 3     | ARUNACHAL PRADESH         | 1                            | 0                | 1                     | 0   | 0             | 2            |       |
| 4     | ASSAM                     | 993                          | 26               | 76                    | 4806  | 1669          | 7570         |       |
| 5     | BIHAR                     | 1516                         | 1719             | 452                   | 795   | 377           | 4859         |       |
| 6     | CHHATISGARH               | 5216                         | 798              | 3668                  | 1921  | 487           | 12090        |       |
| 7     | GOA                       | 344                          | 74               | 90                    | 456   | 108           | 1072         |       |
| 8     | GUJARAT                   | 1                            | 0                | 0                     | 17140   | 0             | 17141        |       |
| 9     | HARYANA                   | 42                           | 254              | 322                   | 19  | 0             | 637          |       |
| 10    | HIMACHAL PRADESH          | 83                           | 37               | 36                    | 118   | 23            | 297          |       |
| 11    | JAMMU & KASHMIR           | 64                           | 19               | 1                     | 1   | 16            | 101          |       |
| 12    | JHARKHAND                 | 1681                         | 1755             | 302                   | 12859   | 688           | 17285        |       |
| 13    | KARNATAKA                 | 28627                        | 17316            | 2366                  | 2591  | 1990          | 52890        |       |
| 14    | KERALA                    | 1308                         | 1407             | 583                   | 17345   | 1209          | 21852        |       |
| 15    | MADHYA RADESH             | 14971                        | 69               | 10849                 | 6597  | 607           | 33093        |       |
| 16    | MAHARASHTRA               | 103954                       | 13450            | 8198                  | 15774   | 97902         | 239278       |       |
| 17    | MANIPUR                   | 193                          | 4                | 0                     | 0   | 0             | 197          |       |
| 18    | MEGHALAYA                 | 0                            | 1                | 0                     | 1   | 1             | 3            |       |
| 19    | NAGALAND                  | 2                            | 8                | 2                     | 13  | 21            | 46           |       |
| 20    | ODISHA                    | 21805                        | 4242             | 23623                 | 12354   | 1875          | 63899        |       |
| 21    | PUNJAB                    | 386                          | 285              | 712                   | 13  | 12            | 1408         |       |
| 22    | RAJASTHAN                 | 1642                         | 262              | 4112                  | 3032  | 4427          | 13475        |       |
| 23    | TAMIL NADU                | 708                          | 904              | 635                   | 1600  | 533           | 4380         |       |
| 24    | TELENGANA                 | 7561                         | 13536            | 13961                 | 2273  | 535           | 37866        |       |
| 25    | TRIPURA                   | 964                          | 1063             | 89                    | 6   | 44            | 2166         |       |
| 26    | UTTARAKHAND               | 362                          | 100              | 34                    | 33  | 84            | 613          |       |
| 27    | UTTAR PRADESH             | 5289                         | 1385             | 8899                  | 11256   | 961           | 27790        |       |
| 28    | WEST BENGAL               | 3595                         | 386              | 1344                  | 15847   | 765           | 21937        |       |
|       | <b>Total</b>              | 205010                       | 62854            | 82388                 | 130837  | 114892        | 595981       |       |

**MINOR IRRIGATION CENSUS (2017-18)**

**TABLE 6.2: DISTRIBUTION OF SURFACE LIFT SCHEMES ACCORDING TO OWNERSHIP**

(In Number)

| S.No. | State                     | No. of Surface Lift Schemes owned by |                     |                        |              |                       |                         |                          |                        |                              |  |
|-------|---------------------------|--------------------------------------|---------------------|------------------------|--------------|-----------------------|-------------------------|--------------------------|------------------------|------------------------------|--|
|       |                           | Public                               |                     |                        |              |                       | Private                 |                          |                        |                              |  |
|       |                           | Govt. Owned<br>(3)                   | Coop Society<br>(4) | Panchayat Owned<br>(5) | Other<br>(6) | Total (3 to 6)<br>(7) | Group of Farmers<br>(8) | Individual Farmer<br>(9) | Total (8 to 9)<br>(10) | Grand Total (7 + 10)<br>(11) |  |
| 1     | ANDAMAN & NICOBAR ISLANDS | 174                                  | 4                   | 297                    | 51           | 526                   | 121                     | 2782                     | 2903                   | 3429                         |  |
| 2     | ANDHRA PRADESH            | 700                                  | 25                  | 53                     | 54           | 832                   | 1749                    | 8024                     | 9773                   | 10605                        |  |
| 3     | ARUNACHAL PRADESH         | 1                                    | 0                   | 0                      | 0            | 1                     | 1                       | 0                        | 1                      | 2                            |  |
| 4     | ASSAM                     | 508                                  | 2                   | 4                      | 97           | 611                   | 2480                    | 4479                     | 6959                   | 7570                         |  |
| 5     | BIHAR                     | 723                                  | 264                 | 570                    | 377          | 1934                  | 183                     | 2742                     | 2925                   | 4859                         |  |
| 6     | CHHATTISGARH              | 1507                                 | 114                 | 259                    | 228          | 2108                  | 1257                    | 8725                     | 9982                   | 12090                        |  |
| 7     | GOA                       | 57                                   | 5                   | 2                      | 60           | 124                   | 132                     | 816                      | 948                    | 1072                         |  |
| 8     | GUJARAT                   | 3                                    | 17128               | 7                      | 0            | 17138                 | 1                       | 2                        | 3                      | 17141                        |  |
| 9     | HARYANA                   | 44                                   | 30                  | 3                      | 0            | 77                    | 180                     | 380                      | 560                    | 637                          |  |
| 10    | HIMACHAL PRADESH          | 125                                  | 16                  | 9                      | 8            | 158                   | 49                      | 90                       | 139                    | 297                          |  |
| 11    | JAMMU & KASHMIR           | 92                                   | 0                   | 0                      | 4            | 96                    | 2                       | 3                        | 5                      | 101                          |  |
| 12    | JHARKHAND                 | 6285                                 | 535                 | 509                    | 715          | 8044                  | 1830                    | 7411                     | 9241                   | 17285                        |  |
| 13    | KARNATAKA                 | 3111                                 | 608                 | 145                    | 1189         | 5053                  | 607                     | 47230                    | 47837                  | 52890                        |  |
| 14    | KERALA                    | 682                                  | 74                  | 1217                   | 806          | 2779                  | 1750                    | 17323                    | 19073                  | 21852                        |  |
| 15    | MADHYA PRADESH            | 12590                                | 556                 | 667                    | 1879         | 15692                 | 5608                    | 11793                    | 17401                  | 33093                        |  |
| 16    | MAHARASHTRA               | 4036                                 | 992                 | 68                     | 35           | 5131                  | 9146                    | 225001                   | 234147                 | 239278                       |  |
| 17    | MANIPUR                   | 197                                  | 0                   | 0                      | 0            | 197                   | 0                       | 0                        | 0                      | 197                          |  |
| 18    | MEGHALAYA                 | 2                                    | 0                   | 0                      | 1            | 3                     | 0                       | 0                        | 0                      | 3                            |  |
| 19    | NAGALAND                  | 2                                    | 0                   | 0                      | 3            | 5                     | 22                      | 19                       | 41                     | 46                           |  |
| 20    | ODISHA                    | 6296                                 | 282                 | 2155                   | 342          | 9075                  | 6007                    | 48817                    | 54824                  | 63899                        |  |
| 21    | PUNJAB                    | 12                                   | 14                  | 7                      | 4            | 37                    | 4                       | 1367                     | 1371                   | 1408                         |  |
| 22    | RAJASTHAN                 | 3220                                 | 44                  | 272                    | 1179         | 4715                  | 4595                    | 4165                     | 8760                   | 13475                        |  |
| 23    | TAMILNADU                 | 1374                                 | 497                 | 746                    | 213          | 2830                  | 341                     | 1209                     | 1550                   | 4380                         |  |
| 24    | TELENGANA                 | 1484                                 | 54                  | 50                     | 12           | 1600                  | 384                     | 35882                    | 36266                  | 37866                        |  |
| 25    | TRIPURA                   | 1536                                 | 0                   | 2                      | 0            | 1538                  | 34                      | 594                      | 628                    | 2166                         |  |
| 26    | UTTARAKHAND               | 414                                  | 33                  | 136                    | 14           | 597                   | 8                       | 8                        | 16                     | 613                          |  |
| 27    | UTTAR PRADESH             | 3347                                 | 322                 | 4265                   | 75           | 8009                  | 375                     | 19406                    | 19781                  | 27790                        |  |
| 28    | WEST BENGAL               | 3545                                 | 269                 | 996                    | 1958         | 6768                  | 9406                    | 5763                     | 15169                  | 21937                        |  |
|       | <b>Total</b>              | 52067                                | 21868               | 12439                  | 9304         | 95678                 | 46272                   | 454031                   | 500303                 | 595981                       |  |

**MINOR IRRIGATION CENSUS (2017-18)**

**TABLE 6.3.1: DISTRIBUTION OF SURFACE LIFT SCHEMES ACCORDING TO SOCIAL STATUS OF OWNER**

| S.No. | State                     | No. of Surface lift Schemes owned by |                 |        |        |                |   | Total (7 + 8) |
|-------|---------------------------|--------------------------------------|-----------------|--------|--------|----------------|---|---------------|
|       |                           | Scheduled Caste                      | Scheduled Tribe | OBC    | Others | Total (3 to 6) | Owned by other than individual farmer (incl. Public & Group of farmers) |               |
| (1)   | (2)                       | (3)                                  | (4)             | (5)    | (6)    | (7)            | (8)   | (9)           |
| 1     | ANDAMAN & NICOBAR ISLANDS | 0                                    | 1               | 1856   | 925    | 2782           | 647   | 3429          |
| 2     | ANDHRA PRADESH            | 528                                  | 459             | 2339   | 4698   | 8024           | 2581  | 10605         |
| 3     | ARUNACHAL PRADESH         | 0                                    | 0               | 0      | 0      | 0              | 2   | 2             |
| 4     | ASSAM                     | 20                                   | 97              | 276    | 4086   | 4479           | 3091  | 7570          |
| 5     | BIHAR                     | 193                                  | 68              | 1210   | 1271   | 2742           | 2117  | 4859          |
| 6     | CHHATISGARH               | 379                                  | 5102            | 2346   | 898    | 8725           | 3365  | 12090         |
| 7     | GOA                       | 22                                   | 164             | 145    | 485    | 816            | 256   | 1072          |
| 8     | GUJARAT                   | 0                                    | 0               | 2      | 0      | 2              | 17139   | 17141         |
| 9     | HARYANA                   | 92                                   | 5               | 176    | 107    | 380            | 257   | 637           |
| 10    | HIMACHAL PRADESH          | 14                                   | 1               | 3      | 72     | 90             | 207   | 297           |
| 11    | JAMMU & KASHMIR           | 2                                    | 0               | 0      | 1      | 3              | 98  | 101           |
| 12    | JHARKHAND                 | 526                                  | 4627            | 1648   | 610    | 7411           | 9874  | 17285         |
| 13    | KARNATAKA                 | 3247                                 | 1838            | 13544  | 28601  | 47230          | 5660  | 52890         |
| 14    | KERALA                    | 346                                  | 170             | 6294   | 10513  | 17323          | 4529  | 21852         |
| 15    | MADHYA PRADESH            | 685                                  | 2924            | 6643   | 1541   | 11793          | 21300   | 33093         |
| 16    | MAHARASHTRA               | 34259                                | 48407           | 53779  | 88556  | 225001         | 14277   | 239278        |
| 17    | MANIPUR                   | 0                                    | 0               | 0      | 0      | 0              | 197   | 197           |
| 18    | MEGHALAYA                 | 0                                    | 0               | 0      | 0      | 0              | 3   | 3             |
| 19    | NAGALAND                  | 0                                    | 19              | 0      | 0      | 19             | 27  | 46            |
| 20    | ODISHA                    | 6511                                 | 12199           | 19253  | 10854  | 48817          | 15082   | 63899         |
| 21    | PUNJAB                    | 106                                  | 8               | 32     | 1221   | 1367           | 41  | 1408          |
| 22    | RAJASTHAN                 | 483                                  | 1045            | 1902   | 735    | 4165           | 9310  | 13475         |
| 23    | TAMIL NADU                | 225                                  | 13              | 728    | 243    | 1209           | 3171  | 4380          |
| 24    | TELENGANA                 | 3385                                 | 4677            | 20272  | 7548   | 35882          | 1984  | 37866         |
| 25    | TRIPURA                   | 99                                   | 154             | 103    | 238    | 594            | 1572  | 2166          |
| 26    | UTTARAKHAND               | 0                                    | 0               | 3      | 5      | 8              | 605   | 613           |
| 27    | UTTAR PRADESH             | 3645                                 | 359             | 10734  | 4668   | 19406          | 8384  | 27790         |
| 28    | WEST BENGAL               | 1430                                 | 396             | 700    | 3237   | 5763           | 16174   | 21937         |
|       | <b>Total</b>              | 56197                                | 82733           | 143988 | 171113 | 454031         | 141950  | 595981        |

**MINOR IRRIGATION CENSUS (2017-18)**

**TABLE 6.3.2: DISTRIBUTION OF SURFACE LIFT SCHEMES ACCORDING TO SOCIAL STATUS OF FEMALE OWNER**  
(In Number)

| S.No. | State                     | No. of Surface lift Schemes owned by |                     |         |            |       | Total (3 to 6) |
|-------|---------------------------|--------------------------------------|---------------------|---------|------------|-------|----------------|
|       |                           | Scheduled Caste (3)                  | Scheduled Tribe (4) | OBC (5) | Others (6) | (7)   |                |
| (1)   | (2)                       |                                      |                     |         |            |       |                |
| 1     | ANDAMAN & NICOBAR ISLANDS | 0                                    | 0                   | 309     | 178        | 487   |                |
| 2     | ANDHRA PRADESH            | 68                                   | 108                 | 332     | 635        | 1143  |                |
| 3     | ASSAM                     | 5                                    | 38                  | 10      | 1564       | 1617  |                |
| 4     | BIHAR                     | 5                                    | 11                  | 27      | 89         | 132   |                |
| 5     | CHHATISGARH               | 55                                   | 533                 | 197     | 143        | 928   |                |
| 6     | GOA                       | 2                                    | 18                  | 17      | 47         | 84    |                |
| 7     | HARYANA                   | 6                                    | 0                   | 0       | 6          | 12    |                |
| 8     | HIMACHAL PRADESH          | 0                                    | 0                   | 0       | 2          | 2     |                |
| 9     | JHARKHAND                 | 20                                   | 211                 | 68      | 14         | 313   |                |
| 10    | KARNATAKA                 | 478                                  | 338                 | 1655    | 3688       | 6159  |                |
| 11    | KERALA                    | 50                                   | 37                  | 1048    | 1356       | 2491  |                |
| 12    | MADHYA PRADESH            | 591                                  | 2410                | 5489    | 1172       | 9662  |                |
| 13    | MAHARASHTRA               | 6798                                 | 5855                | 11572   | 34852      | 59077 |                |
| 14    | NAGALAND                  | 0                                    | 2                   | 0       | 0          | 2     |                |
| 15    | ODISHA                    | 130                                  | 172                 | 239     | 115        | 656   |                |
| 16    | PUNJAB                    | 4                                    | 2                   | 2       | 7          | 15    |                |
| 17    | RAJASTHAN                 | 131                                  | 89                  | 205     | 111        | 536   |                |
| 18    | TAMIL NADU                | 23                                   | 1                   | 87      | 35         | 146   |                |
| 19    | TELENGANA                 | 526                                  | 765                 | 3116    | 1118       | 5525  |                |
| 20    | TRIPURA                   | 2                                    | 6                   | 3       | 1          | 12    |                |
| 21    | UTTAR PRADESH             | 145                                  | 25                  | 362     | 377        | 909   |                |
| 22    | WEST BENGAL               | 66                                   | 16                  | 23      | 100        | 205   |                |
|       | <b>Total</b>              | 9105                                 | 10637               | 24761   | 45610      | 90113 |                |

**MINOR IRRIGATION CENSUS (2017-18)**

**TABLE 6.4: DISTRIBUTION OF SURFACE LIFT SCHEMES ACCORDING TO THE INDIVIDUAL OWNER'S HOLDING SIZE**  
(In Number)

| S.No. | State                     | No. of Surface Lift Schemes by size of class of owner |                   |                          |                     |                  |               | Total<br>(3 to 7) |
|-------|---------------------------|---|-------------------|--------------------------|---------------------|------------------|---------------|-------------------|
|       |                           | Marginal<br>(0-1 ha)                                  | Small<br>(1-2 ha) | Semi-Medium<br>(2- 4 ha) | Medium<br>(4-10 ha) | Big<br>(>=10 ha) | (7)           |                   |
| (1)   | (2)                       | (3)   | (4)               | (5)                      | (6)                 | (7)              | (8)           |                   |
| 1     | ANDAMAN & NICOBAR ISLANDS | 491   | 979               | 916                      | 393                 | 3                | 2782          |                   |
| 2     | ANDHRA PRADESH            | 2779  | 2848              | 1693                     | 632                 | 72               | 8024          |                   |
| 3     | ASSAM                     | 3912  | 308               | 157                      | 41                  | 61               | 4479          |                   |
| 4     | BIHAR                     | 53  | 456               | 626                      | 1248                | 359              | 2742          |                   |
| 5     | CHHATISGARH               | 1650  | 2775              | 2395                     | 1606                | 299              | 8725          |                   |
| 6     | GOA                       | 383   | 208               | 104                      | 89                  | 32               | 816           |                   |
| 7     | GUJARAT                   | 0   | 1                 | 1                        | 0                   | 0                | 2             |                   |
| 8     | HARYANA                   | 51  | 42                | 210                      | 74                  | 3                | 380           |                   |
| 9     | HIMACHAL PRADESH          | 21  | 50                | 14                       | 5                   | 0                | 90            |                   |
| 10    | JAMMU & KASHMIR           | 0   | 3                 | 0                        | 0                   | 0                | 3             |                   |
| 11    | JHARKHAND                 | 1531  | 3482              | 1739                     | 529                 | 130              | 7411          |                   |
| 12    | KARNATAKA                 | 4652  | 17610             | 11846                    | 8304                | 4818             | 47230         |                   |
| 13    | KERALA                    | 11623   | 3364              | 1524                     | 597                 | 215              | 17323         |                   |
| 14    | MADHYA PRADESH            | 2808  | 3286              | 3216                     | 2106                | 377              | 11793         |                   |
| 15    | MAHARASHTRA               | 32809   | 146359            | 29124                    | 14030               | 2679             | 225001        |                   |
| 16    | NAGALAND                  | 0   | 0                 | 3                        | 4                   | 12               | 19            |                   |
| 17    | ODISHA                    | 10753   | 15654             | 13341                    | 8057                | 1012             | 48817         |                   |
| 18    | PUNJAB                    | 64  | 212               | 385                      | 515                 | 191              | 1367          |                   |
| 19    | RAJASTHAN                 | 565   | 968               | 1373                     | 1037                | 222              | 4165          |                   |
| 20    | TAMIL NADU                | 407   | 284               | 89                       | 52                  | 377              | 1209          |                   |
| 21    | TELENGANA                 | 19118   | 9907              | 5338                     | 1324                | 195              | 35882         |                   |
| 22    | TRIPURA                   | 374   | 161               | 40                       | 17                  | 2                | 594           |                   |
| 23    | UTTARAKHAND               | 0   | 2                 | 5                        | 1                   | 0                | 8             |                   |
| 24    | UTTAR PRADESH             | 4789  | 7463              | 5270                     | 1549                | 335              | 19406         |                   |
| 25    | WEST BENGAL               | 4278  | 1059              | 289                      | 137                 | 0                | 5763          |                   |
|       | <b>Total</b>              | <b>103111</b>   | <b>217481</b>     | <b>79698</b>             | <b>42347</b>        | <b>11394</b>     | <b>454031</b> |                   |

**MINOR IRRIGATION CENSUS (2017-18)**

**TABLE 6.5: DISTRIBUTION OF SURFACE LIFT SCHEMES AND COST OF CONSTRUCTION**

(In Rs. 000)

| S.No. | State                     | Number and Cost of Construction of Surface Lift Schemes commissioned during the period/year |          |         |          |         |          |         |           |         |           |        |           |  |  |
|-------|---------------------------|---|----------|---------|----------|---------|----------|---------|-----------|---------|-----------|--------|-----------|--|--|
|       |                           | Up to 2013 -14  |          | 2014-15 |          | 2015-16 |          | 2016-17 |           | 2017-18 |           | Total  |           |  |  |
|       |                           | No.   | Cost (4) | No.     | Cost (6) | No.     | Cost (8) | No.     | Cost (10) | No.     | Cost (12) | No.    | Cost (14) |  |  |
| (1)   | (2)                       | (3)   | (4)      | (5)     | (6)      | (7)     | (8)      | (9)     | (10)      | (11)    | (12)      | (13)   | (14)      |  |  |
| 1     | ANDAMAN & NICOBAR ISLANDS | 2801  | 230452   | 167     | 15981    | 186     | 18927    | 129     | 14609     | 146     | 13608     | 3429   | 293577    |  |  |
| 2     | ANDHRA PRADESH            | 8573  | 945132   | 1192    | 94322    | 227     | 20936    | 230     | 24393     | 383     | 57158     | 10605  | 1141941   |  |  |
| 3     | ARUNACHAL PRADESH         | 1   | 200      | 1       | 1000     | 0       | 0        | 0       | 0         | 0       | 0         | 2      | 1200      |  |  |
| 4     | ASSAM                     | 5723  | 1666002  | 1203    | 180506   | 178     | 24210    | 243     | 49624     | 223     | 323743    | 7570   | 2244085   |  |  |
| 5     | BIHAR                     | 2100  | 76663    | 669     | 18442    | 296     | 5171     | 224     | 12118     | 1570    | 21170     | 4859   | 133565    |  |  |
| 6     | CHHATISGARH               | 7445  | 154092   | 2007    | 27404    | 1111    | 16901    | 745     | 11063     | 782     | 10530     | 12090  | 219991    |  |  |
| 7     | GOA                       | 922   | 29998    | 54      | 2144     | 27      | 1614     | 36      | 843       | 33      | 1369      | 1072   | 35969     |  |  |
| 8     | GUJARAT                   | 2   | 3187     | 1       | 4000     | 3       | 260      | 3       | 91        | 17132   | 0         | 17141  | 7538      |  |  |
| 9     | HARYANA                   | 542   | 18927    | 8       | 167      | 6       | 34       | 2       | 0         | 79      | 3573      | 637    | 22701     |  |  |
| 10    | HIMACHAL PRADESH          | 245   | 249589   | 19      | 18027    | 15      | 2342     | 10      | 10700     | 8       | 2247      | 297    | 282905    |  |  |
| 11    | JAMMU & KASHMIR           | 87  | 4931     | 12      | 453      | 2       | 59       | 0       | 0         | 0       | 0         | 101    | 5443      |  |  |
| 12    | JHARKHAND                 | 11831   | 1893249  | 2018    | 364316   | 1297    | 222751   | 1474    | 217177    | 665     | 159775    | 17285  | 2857267   |  |  |
| 13    | KARNATAKA                 | 32602   | 2228314  | 6885    | 545993   | 3410    | 286784   | 3386    | 295304    | 6607    | 454633    | 52890  | 3811027   |  |  |
| 14    | KERALA                    | 17486   | 812536   | 1632    | 72407    | 970     | 56801    | 747     | 58996     | 1017    | 56229     | 21852  | 1056969   |  |  |
| 15    | MADHYA PRADESH            | 24933   | 4141428  | 3177    | 396757   | 1943    | 200425   | 1474    | 157515    | 1566    | 166258    | 33093  | 5062384   |  |  |
| 16    | MAHARASHTRA               | 157306  | 7983470  | 25571   | 1516520  | 30809   | 1810173  | 25457   | 1563688   | 135     | 4158      | 239278 | 12878009  |  |  |
| 17    | MANIPUR                   | 121   | 229431   | 45      | 94532    | 7       | 16761    | 15      | 40816     | 9       | 20608     | 197    | 402148    |  |  |
| 18    | MEGHALAYA                 | 1   | 664      | 1       | 700      | 0       | 0        | 0       | 0         | 1       | 53        | 3      | 1416      |  |  |
| 19    | NAGALAND                  | 46  | 12157    | 0       | 0        | 0       | 0        | 0       | 0         | 0       | 0         | 46     | 12157     |  |  |
| 20    | ODISHA                    | 40737   | 1964343  | 12168   | 335780   | 6688    | 182736   | 2756    | 130891    | 1550    | 114832    | 63899  | 2728583   |  |  |
| 21    | PUNJAB                    | 1281  | 32389    | 87      | 2343     | 31      | 611      | 1       | 28        | 8       | 230       | 1408   | 35600     |  |  |
| 22    | RAJASTHAN                 | 8916  | 517616   | 1419    | 127659   | 1364    | 126068   | 936     | 78790     | 840     | 5867      | 13475  | 905999    |  |  |
| 23    | TAMIL NADU                | 2796  | 129416   | 700     | 38047    | 390     | 25607    | 201     | 9347      | 293     | 7849      | 4380   | 210266    |  |  |
| 24    | TELENGANA                 | 27157   | 724682   | 4553    | 120809   | 1905    | 50135    | 1270    | 28054     | 2981    | 60991     | 37866  | 984672    |  |  |
| 25    | TRIPURA                   | 1575  | 2140022  | 85      | 17033    | 91      | 1746     | 148     | 6258      | 267     | 3562      | 2166   | 2168621   |  |  |
| 26    | UTTARAKHAND               | 574   | 233793   | 24      | 5873     | 5       | 3049     | 6       | 19300     | 4       | 375       | 613    | 262390    |  |  |
| 27    | UTTAR PRADESH             | 22283   | 753792   | 1731    | 42315    | 1344    | 41020    | 782     | 38610     | 1650    | 36248     | 27790  | 911985    |  |  |
| 28    | WEST BENGAL               | 16260   | 4171769  | 2631    | 705857   | 1059    | 250452   | 714     | 168920    | 1273    | 274196    | 21937  | 5571193   |  |  |
|       | <b>Total</b>              | 394346  | 31348243 | 68060   | 4749388  | 53364   | 3365572  | 40989   | 2937136   | 39222   | 1849262   | 595981 | 44249601  |  |  |

**MINOR IRRIGATION CENSUS (2017-18)**

**TABLE 6.6.1: DISTRIBUTION OF SURFACE LIFT SCHEMES BY COST OF MAINTENANCE IN THE REFERENCE YEAR**

(In Number)

| S.No. | State                     | No. of Surface Lift Schemes according to the annual cost of maintenance |                          |                           |                            |                             |                       |  |
|-------|---------------------------|---|--------------------------|---------------------------|----------------------------|-----------------------------|-----------------------|--|
|       |                           | Upto Rs. 1000<br>(3)  | Rs. 1000 to 10000<br>(4) | Rs. 10000 to 50000<br>(5) | Rs. 50000 to 100000<br>(6) | More than Rs. 100000<br>(7) | Total (3 to 7)<br>(8) |  |
| 1     | ANDAMAN & NICOBAR ISLANDS | 3277  | 137                      | 15                        | 0                          | 0                           | 3429                  |  |
| 2     | ANDHRA PRADESH            | 4722  | 4854                     | 862                       | 50                         | 117                         | 10605                 |  |
| 3     | ARUNACHAL PRADESH         | 2   | 0                        | 0                         | 0                          | 0                           | 2                     |  |
| 4     | ASSAM                     | 4794  | 2328                     | 446                       | 1                          | 1                           | 7570                  |  |
| 5     | BIHAR                     | 3228  | 1165                     | 462                       | 4                          | 0                           | 4859                  |  |
| 6     | CHHATISGARH               | 11489   | 554                      | 40                        | 5                          | 2                           | 12090                 |  |
| 7     | GOA                       | 634   | 405                      | 30                        | 3                          | 0                           | 1072                  |  |
| 8     | GUJARAT                   | 17134   | 2                        | 3                         | 2                          | 0                           | 17141                 |  |
| 9     | HARYANA                   | 401   | 20                       | 216                       | 0                          | 0                           | 637                   |  |
| 10    | HIMACHAL PRADESH          | 266   | 16                       | 5                         | 4                          | 6                           | 297                   |  |
| 11    | JAMMU & KASHMIR           | 60  | 37                       | 2                         | 2                          | 0                           | 101                   |  |
| 12    | JHARKHAND                 | 17010   | 213                      | 51                        | 7                          | 4                           | 17285                 |  |
| 13    | KARNATAKA                 | 28833   | 15603                    | 7251                      | 1199                       | 4                           | 52890                 |  |
| 14    | KERALA                    | 19453   | 2091                     | 268                       | 23                         | 17                          | 21652                 |  |
| 15    | MADHYA PRADESH            | 22416   | 7240                     | 2714                      | 555                        | 168                         | 33093                 |  |
| 16    | MAHARASHTRA               | 234629  | 1961                     | 2686                      | 2                          | 0                           | 239278                |  |
| 17    | MANIPUR                   | 197   | 0                        | 0                         | 0                          | 0                           | 197                   |  |
| 18    | MEGHALAYA                 | 2   | 1                        | 0                         | 0                          | 0                           | 3                     |  |
| 19    | NAGALAND                  | 24  | 18                       | 4                         | 0                          | 0                           | 46                    |  |
| 20    | ODISHA                    | 55667   | 6926                     | 1195                      | 107                        | 4                           | 63899                 |  |
| 21    | PUNJAB                    | 1262  | 124                      | 17                        | 5                          | 0                           | 1408                  |  |
| 22    | RAJASTHAN                 | 10651   | 2433                     | 357                       | 32                         | 2                           | 13475                 |  |
| 23    | TAMIL NADU                | 1841  | 1773                     | 731                       | 35                         | 0                           | 4380                  |  |

(In Number)

| S.No. | State         | No. of Surface Lift Schemes according to the annual cost of maintenance |                          |                           |                            |                             |                       |  |
|-------|---------------|---|--------------------------|---------------------------|----------------------------|-----------------------------|-----------------------|--|
|       |               | Upto Rs. 1000<br>(3)  | Rs. 1000 to 10000<br>(4) | Rs. 10000 to 50000<br>(5) | Rs. 50000 to 100000<br>(6) | More than Rs. 100000<br>(7) | Total (3 to 7)<br>(8) |  |
| 24    | TELENGANA     | 15265   | 20512                    | 2002                      | 87                         | 0                           | 37866                 |  |
| 25    | TRIPURA       | 584   | 265                      | 1267                      | 39                         | 11                          | 2166                  |  |
| 26    | UTTARAKHAND   | 511   | 58                       | 26                        | 16                         | 2                           | 613                   |  |
| 27    | UTTAR PRADESH | 22908   | 4445                     | 362                       | 75                         | 0                           | 27790                 |  |
| 28    | WEST BENGAL   | 6006  | 13999                    | 221                       | 1711                       | 0                           | 21937                 |  |
|       | <b>Total</b>  | 483266  | 87180                    | 21233                     | 3964                       | 338                         | 595981                |  |



**MINOR IRRIGATION CENSUS (2017-18)**

**Table.6.6.2: AVERAGE COST OF CONSTRUCTION, MACHINERY, ANNUAL MAINTENANCE AND AVERAGE AMOUNT OF SUBSIDY RECEIVED FOR SURFACE LIFT SCHEMES**

(Amount in thousand)

| S.No. | State                     | Average cost of construction | Average cost of Machinery | Average cost of annual maintenance during 2017-18 | Subsidy for Construction                           |                           | Subsidy for Machinery                              |   |
|-------|---------------------------|------------------------------|---------------------------|---|--|---------------------------|--|---|
|       |                           |                              |                           |   | No. of Surface lift for which subsidy was received | Average amount of subsidy | No. of Surface lift for which subsidy was received | Average amount of subsidy for machinery |
| (1)   | (2)                       | (3)                          | (4)                       | (5)   | (6)  | (7)                       | (8)  | (9)                                     |
| 1     | ANDAMAN & NICOBAR ISLANDS | 86                           | 5                         | 0   | 492  | 106                       | 19   | 11                                      |
| 2     | ANDHRA PRADESH            | 108                          | 72                        | 14  | 797  | 163                       | 977  | 66                                      |
| 3     | ARUNACHAL PRADESH         | 600                          | 58                        | 0   | 0  | 0                         | 0  | 0                                       |
| 4     | ASSAM                     | 296                          | 14                        | 2   | 132  | 2                         | 313  | 9                                       |
| 5     | BIHAR                     | 27                           | 12                        | 3   | 1617   | 8                         | 1424   | 1                                       |
| 6     | CHHATTISGARH              | 18                           | 20                        | 0   | 695  | 43                        | 1780   | 15                                      |
| 7     | GOA                       | 34                           | 17                        | 3   | 54   | 35                        | 71   | 17                                      |
| 8     | GUJARAT                   | 0                            | 13                        | 0   | 1  | 0                         | 2  | 5                                       |
| 9     | HARYANA                   | 36                           | 30                        | 5   | 17   | 7                         | 16   | 6                                       |
| 10    | HIMACHAL PRADESH          | 953                          | 207                       | 26  | 60   | 752                       | 28   | 221                                     |
| 11    | JAMMU & KASHMIR           | 54                           | 29                        | 3   | 3  | 5                         | 2  | 6                                       |
| 12    | JHARKHAND                 | 165                          | 8                         | 0   | 12052  | 163                       | 4483   | 17                                      |
| 13    | KARNATAKA                 | 72                           | 44                        | 8   | 4763   | 45                        | 4940   | 23                                      |
| 14    | KERALA                    | 48                           | 16                        | 2   | 809  | 51                        | 973  | 8                                       |
| 15    | MADHYA PRADESH            | 153                          | 59                        | 8   | 6075   | 53                        | 6634   | 41                                      |
| 16    | MAHARASHTRA               | 54                           | 22                        | 1   | 8401   | 52                        | 8234   | 9                                       |
| 17    | MANIPUR                   | 2041                         | 440                       | 0   | 0  | 0                         | 0  | 0                                       |
| 18    | MEGHALAYA                 | 472                          | 7                         | 3   | 0  | 0                         | 0  | 0                                       |
| 19    | NAGALAND                  | 264                          | 9                         | 4   | 7  | 42                        | 0  | 0                                       |
| 20    | ODISHA                    | 43                           | 27                        | 1   | 9984   | 96                        | 12584  | 37                                      |

(Amount in thousand)

| S.No. | State         | Average cost of construction | Average cost of Machinery | Average cost of annual maintenance during 2017-18 | Subsidy for Construction                           |                           | Subsidy for Machinery                              |   |
|-------|---------------|------------------------------|---------------------------|---|--|---------------------------|--|---|
|       |               |                              |                           |   | No. of Surface lift for which subsidy was received | Average amount of subsidy | No. of Surface lift for which subsidy was received | Average amount of subsidy for machinery |
| (1)   | (2)           | (3)                          | (4)                       | (5)   | (6)  | (7)                       | (8)  | (9)                                     |
| 21    | PUNJAB        | 25                           | 14                        | 1   | 248  | 5                         | 225  | 0                                       |
| 22    | RAJASTHAN     | 67                           | 37                        | 2   | 5095   | 51                        | 6800   | 14                                      |
| 23    | TAMIL NADU    | 48                           | 17                        | 8   | 2031   | 26                        | 1935   | 9                                       |
| 24    | TELENGANA     | 26                           | 25                        | 3   | 1234   | 13                        | 1566   | 6                                       |
| 25    | TRIPURA       | 1001                         | 197                       | 19  | 77   | 13                        | 101  | 12                                      |
| 26    | UTTARAKHAND   | 428                          | 150                       | 4   | 139  | 413                       | 70   | 128                                     |
| 27    | UTTAR PRADESH | 33                           | 21                        | 1   | 1177   | 33                        | 519  | 4                                       |
| 28    | WEST BENGAL   | 254                          | 28                        | 11  | 4801   | 21                        | 5310   | 3                                       |
|       | <b>Total</b>  | 74                           | 28                        | 3   | 60761  | 78                        | 59006  | 21                                      |

**MINOR IRRIGATION CENSUS (2017-18)**

**TABLE 6.7: DISTRIBUTION OF SURFACE LIFT SCHEMES UNDER INDIVIDUAL OWNERSHIP ACCORDING TO MAJOR SOURCE OF FINANCE**

(In Number)

| S. No. | State                     | With Single Source of Finance |            |            |              |        |                | With Two Sources of Finance |                        |                           |                       |                          |                          | Grand Total (8 +16) |        |                 |
|--------|---------------------------|-------------------------------|------------|------------|--------------|--------|----------------|-----------------------------|------------------------|---------------------------|-----------------------|--------------------------|--------------------------|---------------------|--------|-----------------|
|        |                           | Bank Loan                     | Govt. Fund | Own Saving | Money Lender | Others | Total (3 to 7) | Own Saving & Bank Loan      | Own Saving & Govt Fund | Own Saving & Money Lender | Bank Loan & Govt Fund | Bank Loan & Money Lender | Govt Fund & Money Lender |                     | Others | Total (9 to 15) |
| (1)    | (2)                       | (3)                           | (4)        | (5)        | (6)          | (7)    | (8)            | (9)                         | (10)                   | (11)                      | (12)                  | (13)                     | (14)                     | (15)                | (16)   | (17)            |
| 1      | ANDAMAN & NICOBAR ISLANDS | 6                             | 411        | 1286       | 1            | 19     | 1723           | 11                          | 143                    | 3                         | 12                    | 0                        | 1                        | 889                 | 1059   | 2782            |
| 2      | ANDHRA PRADESH            | 27                            | 48         | 5808       | 307          | 280    | 6470           | 161                         | 224                    | 366                       | 0                     | 24                       | 2                        | 777                 | 1554   | 8024            |
| 3      | ASSAM                     | 0                             | 1          | 9          | 0            | 0      | 10             | 7                           | 1                      | 0                         | 0                     | 0                        | 0                        | 4461                | 4469   | 4479            |
| 4      | BIHAR                     | 0                             | 6          | 8          | 0            | 7      | 21             | 342                         | 127                    | 80                        | 687                   | 10                       | 1                        | 1474                | 2721   | 2742            |
| 5      | CHHATISGARH               | 63                            | 128        | 715        | 4            | 75     | 985            | 735                         | 843                    | 89                        | 202                   | 51                       | 10                       | 5810                | 7740   | 8725            |
| 6      | GOA                       | 9                             | 7          | 190        | 0            | 2      | 208            | 39                          | 69                     | 0                         | 5                     | 1                        | 0                        | 494                 | 608    | 816             |
| 7      | GUJARAT                   | 0                             | 0          | 2          | 0            | 0      | 2              | 0                           | 0                      | 0                         | 0                     | 0                        | 0                        | 0                   | 0      | 2               |
| 8      | HARYANA                   | 67                            | 12         | 25         | 19           | 20     | 143            | 7                           | 0                      | 0                         | 1                     | 0                        | 0                        | 229                 | 237    | 380             |
| 9      | HIMACHAL PRADESH          | 4                             | 3          | 8          | 0            | 0      | 15             | 7                           | 20                     | 0                         | 0                     | 0                        | 0                        | 48                  | 75     | 90              |
| 10     | JAMMU & KASHMIR           | 0                             | 0          | 0          | 0            | 0      | 0              | 0                           | 0                      | 0                         | 0                     | 0                        | 0                        | 3                   | 3      | 3               |
| 11     | JHARKHAND                 | 6                             | 1115       | 105        | 0            | 33     | 1259           | 25                          | 2010                   | 16                        | 133                   | 0                        | 17                       | 3951                | 6152   | 7411            |
| 12     | KARNATAKA                 | 5389                          | 309        | 22645      | 155          | 1460   | 29958          | 8419                        | 81                     | 444                       | 1070                  | 47                       | 1                        | 7210                | 17272  | 47230           |
| 13     | KERALA                    | 315                           | 201        | 11862      | 44           | 825    | 13247          | 602                         | 611                    | 148                       | 43                    | 23                       | 2                        | 2647                | 4076   | 17323           |
| 14     | MADHYA PRADESH            | 759                           | 844        | 5675       | 37           | 2570   | 9885           | 75                          | 36                     | 3                         | 33                    | 2                        | 0                        | 1759                | 1908   | 11793           |
| 15     | MAHARASHTRA               | 40041                         | 30682      | 147436     | 1357         | 3959   | 223475         | 60                          | 8                      | 8                         | 3                     | 0                        | 8                        | 1439                | 1526   | 225001          |
| 16     | NAGALAND                  | 0                             | 7          | 8          | 0            | 4      | 19             | 0                           | 0                      | 0                         | 0                     | 0                        | 0                        | 0                   | 0      | 19              |
| 17     | ODISHA                    | 307                           | 1235       | 11311      | 62           | 229    | 13144          | 1308                        | 8604                   | 3598                      | 706                   | 82                       | 87                       | 21288               | 35673  | 48817           |
| 18     | PUNJAB                    | 8                             | 16         | 574        | 2            | 21     | 621            | 130                         | 5                      | 74                        | 35                    | 15                       | 0                        | 487                 | 746    | 1367            |
| 19     | RAJASTHAN                 | 68                            | 254        | 1622       | 6            | 72     | 2022           | 234                         | 1308                   | 256                       | 11                    | 0                        | 11                       | 323                 | 2143   | 4165            |
| 20     | TAMIL NADU                | 16                            | 380        | 351        | 1            | 47     | 795            | 29                          | 25                     | 22                        | 12                    | 5                        | 3                        | 318                 | 414    | 1209            |
| 21     | TELENGANA                 | 211                           | 152        | 9568       | 276          | 17     | 10224          | 2974                        | 238                    | 12974                     | 37                    | 25                       | 14                       | 9396                | 25658  | 35882           |
| 22     | TRIPURA                   | 1                             | 388        | 184        | 0            | 1      | 574            | 0                           | 20                     | 0                         | 0                     | 0                        | 0                        | 0                   | 20     | 594             |
| 23     | UTTARAKHAND               | 0                             | 0          | 0          | 1            | 2      | 3              | 1                           | 0                      | 1                         | 0                     | 0                        | 0                        | 3                   | 5      | 8               |
| 24     | UTTAR PRADESH             | 178                           | 1377       | 11071      | 21           | 103    | 12750          | 1113                        | 223                    | 81                        | 192                   | 94                       | 6                        | 4947                | 6656   | 19406           |
| 25     | WEST BENGAL               | 87                            | 131        | 5007       | 111          | 427    | 5763           | 0                           | 0                      | 0                         | 0                     | 0                        | 0                        | 0                   | 0      | 5763            |
|        | <b>Total</b>              | 47562                         | 37707      | 235470     | 2404         | 10173  | 333316         | 16279                       | 14596                  | 18163                     | 3182                  | 379                      | 163                      | 67953               | 120715 | 454031          |

**MINOR IRRIGATION CENSUS (2017-18)**

**TABLE 6.8: DISTRIBUTION OF SURFACE FLOW SCHEMES BY STATUS OF UTILISATION**

| S.No. | State                     | Schemes in use<br>(3) | Schemes not in use |                    |                       | Grand Total<br>(3+6) | Number of Schemes meant only for re-charge of ground water |                                   |                        | (In Number) |
|-------|---------------------------|-----------------------|--------------------|--------------------|-----------------------|----------------------|--|-----------------------------------|------------------------|-------------|
|       |                           |                       | Temporarily<br>(4) | Permanently<br>(5) | Total<br>(4+5)<br>(6) |                      | In use<br>(8)  | Not in use<br>(Temp + Pmt)<br>(9) | Total<br>(8+9)<br>(10) |             |
| (1)   | (2)                       | (3)                   | (4)                | (5)                | (6)                   | (7)                  | (8)  | (9)                               | (10)                   |             |
| 1     | ANDAMAN & NICOBAR ISLANDS | 3254                  | 104                | 71                 | 175                   | 3429                 | 109  | 47                                | 156                    |             |
| 2     | ANDHRA PRADESH            | 9080                  | 1305               | 220                | 1525                  | 10605                | 24   | 5                                 | 29                     |             |
| 3     | ARUNACHAL PRADESH         | 1                     | 1                  | 0                  | 1                     | 2                    | 0  | 0                                 | 0                      |             |
| 4     | ASSAM                     | 7316                  | 158                | 96                 | 254                   | 7570                 | 0  | 0                                 | 0                      |             |
| 5     | BIHAR                     | 4576                  | 81                 | 202                | 283                   | 4859                 | 1775   | 172                               | 1947                   |             |
| 6     | CHHATTISGARH              | 11845                 | 116                | 129                | 245                   | 12090                | 268  | 41                                | 309                    |             |
| 7     | GOA                       | 1056                  | 4                  | 12                 | 16                    | 1072                 | 1  | 5                                 | 6                      |             |
| 8     | GUJARAT                   | 17139                 | 2                  | 0                  | 2                     | 17141                | 3  | 0                                 | 3                      |             |
| 9     | HARYANA                   | 619                   | 1                  | 17                 | 18                    | 637                  | 18   | 11                                | 29                     |             |
| 10    | HIMACHAL PRADESH          | 284                   | 7                  | 6                  | 13                    | 297                  | 1  | 1                                 | 2                      |             |
| 11    | JAMMU & KASHMIR           | 99                    | 1                  | 1                  | 2                     | 101                  | 0  | 1                                 | 1                      |             |
| 12    | JHARKHAND                 | 16727                 | 420                | 138                | 558                   | 17285                | 685  | 122                               | 807                    |             |
| 13    | KARNATAKA                 | 52728                 | 74                 | 88                 | 162                   | 52890                | 7857   | 76                                | 7933                   |             |
| 14    | KERALA                    | 21613                 | 175                | 64                 | 239                   | 21852                | 138  | 35                                | 173                    |             |
| 15    | MADHYA PRADESH            | 32701                 | 257                | 135                | 392                   | 33093                | 31786  | 361                               | 32147                  |             |
| 16    | MAHARASHTRA               | 239132                | 96                 | 50                 | 146                   | 239278               | 9609   | 63                                | 9672                   |             |
| 17    | MANIPUR                   | 145                   | 21                 | 31                 | 52                    | 197                  | 0  | 0                                 | 0                      |             |
| 18    | MEGHALAYA                 | 3                     | 0                  | 0                  | 0                     | 3                    | 0  | 0                                 | 0                      |             |
| 19    | NAGALAND                  | 33                    | 13                 | 0                  | 13                    | 46                   | 0  | 0                                 | 0                      |             |
| 20    | ODISHA                    | 60627                 | 2219               | 1053               | 3272                  | 63899                | 2315   | 147                               | 2462                   |             |
| 21    | PUNJAB                    | 1366                  | 16                 | 26                 | 42                    | 1408                 | 8  | 13                                | 21                     |             |
| 22    | RAJASTHAN                 | 12326                 | 1073               | 76                 | 1149                  | 13475                | 127  | 55                                | 182                    |             |

(In Number)

| S.No. | State         | Schemes in use | Schemes not in use |             |             | Grand Total (3+6) | Number of Schemes meant only for re-charge of ground water |                         |             |
|-------|---------------|----------------|--------------------|-------------|-------------|-------------------|--|-------------------------|-------------|
|       |               |                | Temporarily        | Permanently | Total (4+5) |                   | In use   | Not in use (Temp + Pmt) | Total (8+9) |
| (1)   | (2)           | (3)            | (4)                | (5)         | (6)         | (7)               | (8)  | (9)                     | (10)        |
| 23    | TAMIL NADU    | 3128           | 682                | 570         | 1252        | 4380              | 1423   | 1065                    | 2488        |
| 24    | TELENGANA     | 37145          | 492                | 229         | 721         | 37866             | 1441   | 25                      | 1466        |
| 25    | TRIPURA       | 2040           | 99                 | 27          | 126         | 2166              | 0  | 0                       | 0           |
| 26    | UTTARAKHAND   | 421            | 88                 | 104         | 192         | 613               | 0  | 13                      | 13          |
| 27    | UTTAR PRADESH | 25745          | 754                | 1291        | 2045        | 27790             | 3792   | 1633                    | 5425        |
| 28    | WEST BENGAL   | 20803          | 650                | 484         | 1134        | 21937             | 332  | 64                      | 396         |
|       | <b>Total</b>  | 581952         | 8909               | 5120        | 14029       | 595981            | 61712  | 3955                    | 65667       |

**MINOR IRRIGATION CENSUS (2017-18)**

**TABLE 6.9: DISTRIBUTION OF SURFACE LIFT SCHEMES TEMPORARILY NOT IN USE BY REASONS**

(In Number)

| S.No. | State                     | No. of Surface Lift Schemes Temporarily not in use due to |                       |                         |                               |                             |                               |                    |        |      |  | Total (3 to 10) |
|-------|---------------------------|---|-----------------------|-------------------------|-------------------------------|-----------------------------|-------------------------------|--------------------|--------|------|--|-----------------|
|       |                           | (3)   | (4)                   | (5)                     | (6)                           | (7)                         | (8)                           | (9)                | (10)   | (11) |  |                 |
|       |                           | Non Availability of adequate Power/Fuel                   | Mechanical Break Down | Less discharge of Water | Non - Availability of Finance | Storage not filled up fully | Siltation of Channel/ Storage | Channel Break Down | Others |      |  |                 |
| (1)   | (2)                       | (3)   | (4)                   | (5)                     | (6)                           | (7)                         | (8)                           | (9)                | (10)   | (11) |  |                 |
| 1     | ANDAMAN & NICOBAR ISLANDS | 0   | 11                    | 32                      | 0                             | 4                           | 25                            | 1                  | 31     | 104  |  |                 |
| 2     | ANDHRA PRADESH            | 24  | 146                   | 948                     | 30                            | 8                           | 7                             | 0                  | 142    | 1305 |  |                 |
| 3     | ARUNACHAL PRADESH         | 1   | 0                     | 0                       | 0                             | 0                           | 0                             | 0                  | 0      | 1    |  |                 |
| 4     | ASSAM                     | 5   | 88                    | 3                       | 2                             | 0                           | 0                             | 0                  | 60     | 158  |  |                 |
| 5     | BIHAR                     | 13  | 52                    | 4                       | 5                             | 1                           | 1                             | 0                  | 5      | 81   |  |                 |
| 6     | CHHATISGARH               | 14  | 12                    | 33                      | 2                             | 5                           | 0                             | 0                  | 50     | 116  |  |                 |
| 7     | GOA                       | 0   | 1                     | 0                       | 0                             | 0                           | 0                             | 0                  | 3      | 4    |  |                 |
| 8     | GUJARAT                   | 2   | 0                     | 0                       | 0                             | 0                           | 0                             | 0                  | 0      | 2    |  |                 |
| 9     | HARYANA                   | 1   | 0                     | 0                       | 0                             | 0                           | 0                             | 0                  | 0      | 1    |  |                 |
| 10    | HIMACHAL PRADESH          | 0   | 2                     | 0                       | 0                             | 0                           | 1                             | 0                  | 4      | 7    |  |                 |
| 11    | JAMMU & KASHMIR           | 0   | 0                     | 0                       | 0                             | 0                           | 0                             | 0                  | 1      | 1    |  |                 |
| 12    | JHARKHAND                 | 56  | 28                    | 86                      | 13                            | 99                          | 44                            | 1                  | 93     | 420  |  |                 |
| 13    | KARNATAKA                 | 8   | 14                    | 14                      | 2                             | 20                          | 6                             | 0                  | 10     | 74   |  |                 |
| 14    | KERALA                    | 6   | 18                    | 24                      | 34                            | 11                          | 3                             | 0                  | 79     | 175  |  |                 |
| 15    | MADHYA PRADESH            | 7   | 2                     | 102                     | 15                            | 0                           | 0                             | 20                 | 111    | 257  |  |                 |
| 16    | MAHARASHTRA               | 11  | 30                    | 6                       | 0                             | 15                          | 0                             | 0                  | 34     | 96   |  |                 |
| 17    | MANIPUR                   | 3   | 12                    | 2                       | 0                             | 0                           | 2                             | 0                  | 2      | 21   |  |                 |
| 18    | NAGALAND                  | 0   | 1                     | 0                       | 0                             | 0                           | 0                             | 0                  | 12     | 13   |  |                 |
| 19    | ODISHA                    | 303   | 818                   | 101                     | 212                           | 58                          | 18                            | 129                | 580    | 2219 |  |                 |
| 20    | PUNJAB                    | 11  | 5                     | 0                       | 0                             | 0                           | 0                             | 0                  | 0      | 16   |  |                 |
| 21    | RAJASTHAN                 | 15  | 78                    | 364                     | 15                            | 468                         | 0                             | 0                  | 133    | 1073 |  |                 |
| 22    | TAMIL NADU                | 31  | 61                    | 335                     | 53                            | 94                          | 2                             | 0                  | 106    | 682  |  |                 |
| 23    | TELENGANA                 | 3   | 17                    | 323                     | 7                             | 4                           | 0                             | 0                  | 138    | 492  |  |                 |

(In Number)

| S.No. | State         | No. of Surface Lift Schemes Temporarily not in use due to |                       |                         |                               |                             |                               |                    |        |                 |      |
|-------|---------------|---|-----------------------|-------------------------|-------------------------------|-----------------------------|-------------------------------|--------------------|--------|-----------------|------|
|       |               | (1)   | (2)                   | (3)                     | (4)                           | (5)                         | (6)                           | (7)                | (8)    | (9)             | (10) |
|       |               | Non Availability of adequate Power/Fuel                   | Mechanical Break Down | Less discharge of Water | Non - Availability of Finance | Storage not filled up fully | Siltation of Channel/ Storage | Channel Break Down | Others | Total (3 to 10) |      |
| 24    | TRIPURA       | 9   | 17                    | 30                      | 1                             | 0                           | 4                             | 0                  | 38     | 99              |      |
| 25    | UTTARAKHAND   | 1   | 4                     | 8                       | 1                             | 0                           | 1                             | 22                 | 51     | 88              |      |
| 26    | UTTAR PRADESH | 31  | 26                    | 42                      | 4                             | 52                          | 4                             | 5                  | 590    | 754             |      |
| 27    | WEST BENGAL   | 0   | 0                     | 0                       | 0                             | 0                           | 0                             | 0                  | 650    | 650             |      |
|       | <b>Total</b>  | 555   | 1443                  | 2457                    | 396                           | 839                         | 118                           | 178                | 2923   | 8909            |      |

**MINOR IRRIGATION CENSUS (2017-18)**

**TABLE 6.10: DISTRIBUTION OF SURFACE LIFT SCHEMES PERMANENTLY NOT IN USE BY REASONS**

(In Number)

| S.No. | State                     | No. of Surface Lift Schemes Permanently not in use due to |          |                         |                            |                      |  |         |               |      |  | Total (3 to 10) |
|-------|---------------------------|---|----------|-------------------------|----------------------------|----------------------|--|---------|---------------|------|--|-----------------|
|       |                           | Salinity  | Dried up | Destroyed beyond repair | Due to sea water intrusion | Industrial effluents | Due to Availability of Major/Medium Irrigation Project | Sinking | Other reasons |      |  |                 |
| (1)   | (2)                       | (3)   | (4)      | (5)                     | (6)                        | (7)                  | (8)  | (9)     | (10)          | (11) |  |                 |
| 1     | ANDAMAN & NICOBAR ISLANDS | 3   | 42       | 8                       | 1                          | 0                    | 2  | 0       | 15            | 71   |  |                 |
| 2     | ANDHRA PRADESH            | 0   | 188      | 5                       | 5                          | 0                    | 3  | 0       | 19            | 220  |  |                 |
| 3     | ASSAM                     | 8   | 15       | 27                      | 1                          | 0                    | 0  | 0       | 45            | 96   |  |                 |
| 4     | BIHAR                     | 16  | 174      | 2                       | 4                          | 1                    | 0  | 0       | 5             | 202  |  |                 |
| 5     | CHHATISGARH               | 22  | 26       | 6                       | 6                          | 1                    | 0  | 0       | 68            | 129  |  |                 |
| 6     | GOA                       | 0   | 0        | 2                       | 0                          | 0                    | 0  | 0       | 10            | 12   |  |                 |
| 7     | HARYANA                   | 15  | 1        | 1                       | 0                          | 0                    | 0  | 0       | 0             | 17   |  |                 |
| 8     | HIMACHAL PRADESH          | 0   | 1        | 1                       | 0                          | 0                    | 0  | 0       | 4             | 6    |  |                 |
| 9     | JAMMU & KASHMIR           | 0   | 0        | 0                       | 0                          | 0                    | 0  | 0       | 1             | 1    |  |                 |
| 10    | JHARKHAND                 | 2   | 89       | 10                      | 3                          | 11                   | 0  | 0       | 23            | 138  |  |                 |
| 11    | KARNATAKA                 | 5   | 41       | 15                      | 0                          | 3                    | 0  | 1       | 23            | 88   |  |                 |
| 12    | KERALA                    | 3   | 6        | 12                      | 3                          | 0                    | 4  | 0       | 36            | 64   |  |                 |
| 13    | MADHYA PRADESH            | 7   | 58       | 3                       | 3                          | 0                    | 1  | 0       | 63            | 135  |  |                 |
| 14    | MAHARASHTRA               | 12  | 5        | 9                       | 0                          | 0                    | 0  | 0       | 24            | 50   |  |                 |
| 15    | MANIPUR                   | 0   | 5        | 25                      | 0                          | 0                    | 0  | 0       | 1             | 31   |  |                 |
| 16    | ODISHA                    | 69  | 182      | 495                     | 13                         | 8                    | 4  | 9       | 273           | 1053 |  |                 |
| 17    | PUNJAB                    | 17  | 6        | 3                       | 0                          | 0                    | 0  | 0       | 0             | 26   |  |                 |
| 18    | RAJASTHAN                 | 3   | 49       | 12                      | 0                          | 0                    | 1  | 0       | 11            | 76   |  |                 |
| 19    | TAMIL NADU                | 36  | 126      | 118                     | 53                         | 19                   | 8  | 2       | 208           | 570  |  |                 |
| 20    | TELENGANA                 | 2   | 68       | 15                      | 0                          | 0                    | 0  | 0       | 144           | 229  |  |                 |
| 21    | TRIPURA                   | 0   | 4        | 5                       | 0                          | 0                    | 0  | 0       | 18            | 27   |  |                 |
| 22    | UTTARAKHAND               | 1   | 8        | 22                      | 1                          | 0                    | 0  | 6       | 66            | 104  |  |                 |



(In Number)

| S.No. | State         | No. of Surface Lift Schemes Permanently not in use due to |          |                         |                            |                      |  |         |               |                 |  |
|-------|---------------|---|----------|-------------------------|----------------------------|----------------------|--|---------|---------------|-----------------|--|
|       |               | Salinity  | Dried up | Destroyed beyond repair | Due to sea water intrusion | Industrial effluents | Due to Availability of Major/Medium Irrigation Project | Sinking | Other reasons | Total (3 to 10) |  |
| (1)   | (2)           | (3)   | (4)      | (5)                     | (6)                        | (7)                  | (8)  | (9)     | (10)          | (11)            |  |
| 23    | UTTAR PRADESH | 967   | 35       | 59                      | 6                          | 2                    | 1  | 2       | 219           | 1291            |  |
| 24    | WEST BENGAL   | 38  | 57       | 86                      | 9                          | 2                    | 39   | 0       | 253           | 484             |  |
|       | <b>Total</b>  | 1226  | 1186     | 941                     | 108                        | 47                   | 63   | 20      | 1529          | 5120            |  |

**MINOR IRRIGATION CENSUS (2017-18)**

**TABLE 6.11: DISTRIBUTION OF IN USE SURFACE LIFT SCHEMES ACCORDING TO WATER DISTRIBUTION SYSTEM AND POTENTIAL UTILISED**

(In Number)

| S.No. | State                     | No. & PU of Surface Lift Schemes According to Water Distribution System |          |                             |           |                  |           |              |          |      |         |           |         |        |          |        |           |     |     |
|-------|---------------------------|---|----------|-----------------------------|-----------|------------------|-----------|--------------|----------|------|---------|-----------|---------|--------|----------|--------|-----------|-----|-----|
|       |                           | Open Water (Lined/Pucca)  |          | Open Water (Unlined/Kutcha) |           | Underground pipe |           | Surface pipe |          | Drip |         | Sprinkler |         | Others |          | Total  |           |     |     |
|       |                           | No.   | IPU      | No.                         | IPU       | No.              | IPU       | No.          | IPU      | No.  | IPU     | No.       | IPU     | No.    | IPU      | No.    | IPU       | No. | IPU |
| (1)   | (2)                       | (3)   | (4)      | (5)                         | (6)       | (7)              | (8)       | (9)          | (10)     | (11) | (12)    | (13)      | (14)    | (15)   | (16)     | (17)   | (18)      |     |     |
| 1     | ANDAMAN & NICOBAR ISLANDS | 5   | 4.60     | 21                          | 12.30     | 5                | 3.10      | 2387         | 2040.82  | 1    | 0.40    | 2         | 1.30    | 833    | 384.89   | 3254   | 2447.41   |     |     |
| 2     | ANDHRA PRADESH            | 246   | 20015.85 | 3421                        | 39327.97  | 2035             | 15098.67  | 2340         | 13791.17 | 765  | 3087.82 | 209       | 678.90  | 64     | 1440.59  | 9080   | 93440.97  |     |     |
| 3     | ARUNACHAL PRADESH         | 0   | 0.00     | 1                           | 15.00     | 0                | 0.00      | 0            | 0.00     | 0    | 0.00    | 0         | 0.00    | 0      | 0.00     | 1      | 15.00     |     |     |
| 4     | ASSAM                     | 334   | 25747.79 | 6700                        | 12408.15  | 64               | 2360.16   | 152          | 380.20   | 0    | 0.00    | 2         | 221.90  | 64     | 1837.08  | 7316   | 42955.28  |     |     |
| 5     | BIHAR                     | 130   | 894.39   | 971                         | 12080.50  | 36               | 97.26     | 3366         | 29755.17 | 8    | 60.00   | 0         | 0.00    | 65     | 513.63   | 4576   | 43400.95  |     |     |
| 6     | CHHATTISGARH              | 446   | 1883.21  | 4220                        | 12984.90  | 520              | 1719.61   | 6290         | 14626.23 | 21   | 93.68   | 5         | 2.30    | 343    | 1129.19  | 11845  | 32439.12  |     |     |
| 7     | GOA                       | 129   | 485.00   | 329                         | 560.89    | 30               | 57.51     | 119          | 293.38   | 22   | 55.20   | 354       | 786.34  | 73     | 133.58   | 1056   | 2371.90   |     |     |
| 8     | GUJARAT                   | 1   | 1.77     | 0                           | 0.00      | 0                | 0.00      | 17138        | 23283.31 | 0    | 0.00    | 0         | 0.00    | 0      | 0.00     | 17139  | 23285.08  |     |     |
| 9     | HARYANA                   | 183   | 649.80   | 325                         | 1993.40   | 38               | 382.00    | 5            | 22.40    | 0    | 0.00    | 64        | 526.00  | 4      | 14.42    | 619    | 3588.02   |     |     |
| 10    | HIMACHAL PRADESH          | 28  | 793.86   | 42                          | 866.44    | 75               | 4733.00   | 136          | 1183.85  | 0    | 0.00    | 1         | 8.00    | 2      | 3.60     | 284    | 7588.75   |     |     |
| 11    | JAMMU & KASHMIR           | 21  | 1047.00  | 68                          | 3814.50   | 0                | 0.00      | 4            | 16.00    | 0    | 0.00    | 0         | 0.00    | 6      | 733.00   | 99     | 5610.50   |     |     |
| 12    | JHARKHAND                 | 377   | 5882.00  | 5938                        | 16905.90  | 261              | 1204.76   | 9002         | 26204.02 | 11   | 65.32   | 7         | 9.26    | 1131   | 3206.58  | 16727  | 53477.84  |     |     |
| 13    | KARNATAKA                 | 6869  | 13351.03 | 3195                        | 6637.74   | 32721            | 80379.35  | 5301         | 10335.17 | 687  | 1081.03 | 1859      | 3411.07 | 2096   | 3788.72  | 52728  | 118984.11 |     |     |
| 14    | KERALA                    | 809   | 15526.03 | 4081                        | 16251.62  | 977              | 4409.44   | 12260        | 21281.97 | 226  | 355.04  | 1503      | 1947.39 | 1757   | 3814.47  | 21613  | 63585.96  |     |     |
| 15    | MADHYA PRADESH            | 356   | 2110.62  | 3171                        | 6240.29   | 5921             | 1371311   | 20494        | 59887.05 | 165  | 200.00  | 2089      | 1182.18 | 505    | 2064.48  | 32701  | 85397.73  |     |     |
| 16    | MAHARASHTRA               | 13689   | 29468.59 | 35206                       | 100247.92 | 173350           | 349514.75 | 10813        | 18521.74 | 453  | 1189.00 | 1523      | 3380.59 | 4098   | 17271.39 | 239132 | 519593.98 |     |     |
| 17    | MANIPUR                   | 129   | 3178.00  | 16                          | 436.00    | 0                | 0.00      | 0            | 0.00     | 0    | 0.00    | 0         | 0.00    | 0      | 0.00     | 145    | 3614.00   |     |     |
| 18    | MEGHALAYA                 | 1   | 120.00   | 1                           | 10.00     | 0                | 0.00      | 1            | 14.00    | 0    | 0.00    | 0         | 0.00    | 0      | 0.00     | 3      | 144.00    |     |     |
| 19    | NAGALAND                  | 3   | 41.00    | 25                          | 191.00    | 0                | 0.00      | 1            | 16.00    | 0    | 0.00    | 0         | 0.00    | 4      | 25.00    | 33     | 273.00    |     |     |
| 20    | ODISHA                    | 1587  | 14683.89 | 22092                       | 85113.33  | 3302             | 49382.75  | 31981        | 7954.28  | 94   | 648.46  | 498       | 993.84  | 1073   | 2824.13  | 60627  | 233000.68 |     |     |
| 21    | PUNJAB                    | 288   | 1818.50  | 869                         | 5363.03   | 70               | 442.57    | 132          | 375.06   | 1    | 12.00   | 0         | 0.00    | 6      | 30.65    | 1366   | 8041.81   |     |     |

(In Number)

| S.No. | State         | No. & PU of Surface Lift Schemes According to Water Distribution System |           |                              |           |                  |           |              |           |      |          |           |          |        |          |        |            |  |  |
|-------|---------------|---|-----------|------------------------------|-----------|------------------|-----------|--------------|-----------|------|----------|-----------|----------|--------|----------|--------|------------|--|--|
|       |               | Open Water (Lined/Pucca)  |           | Open Water (Unlined/Kutchra) |           | Underground pipe |           | Surface pipe |           | Drip |          | Sprinkler |          | Others |          | Total  |            |  |  |
|       |               | No.   | IPU       | No.                          | IPU       | No.              | IPU       | No.          | IPU       | No.  | IPU      | No.       | IPU      | No.    | IPU      | No.    | IPU        |  |  |
| (1)   | (2)           | (3)   | (4)       | (5)                          | (6)       | (7)              | (8)       | (9)          | (10)      | (11) | (12)     | (13)      | (14)     | (15)   | (16)     | (17)   | (18)       |  |  |
| 22    | RAJASTHAN     | 281   | 6186.84   | 567                          | 10265.77  | 488              | 4742.86   | 10069        | 49234.80  | 74   | 1102.80  | 587       | 2626.99  | 260    | 1113.70  | 12326  | 75273.76   |  |  |
| 23    | TAMIL NADU    | 977   | 3621.57   | 998                          | 9550.78   | 195              | 3585.21   | 488          | 3281.65   | 29   | 65.12    | 192       | 1449.14  | 249    | 1188.76  | 3128   | 22742.23   |  |  |
| 24    | TELENGANA     | 2891  | 11132.05  | 5262                         | 8797.73   | 15594            | 28228.52  | 8803         | 16757.05  | 737  | 2238.65  | 3740      | 7195.75  | 118    | 501.16   | 37145  | 74850.91   |  |  |
| 25    | TRIPURA       | 43  | 2347.14   | 352                          | 1027.91   | 1394             | 73306.65  | 243          | 582.28    | 0    | 0.00     | 0         | 0.00     | 8      | 25.35    | 2040   | 77289.33   |  |  |
| 26    | UTTARAKHAND   | 212   | 3694.62   | 75                           | 2598.09   | 15               | 303.70    | 81           | 1587.59   | 0    | 0.00     | 0         | 0.00     | 38     | 729.00   | 421    | 8913.00    |  |  |
| 27    | UTTAR PRADESH | 624   | 7502.31   | 4662                         | 44193.83  | 273              | 1920.77   | 19175        | 109808.93 | 190  | 1499.00  | 604       | 5761.81  | 217    | 1090.89  | 25745  | 171777.54  |  |  |
| 28    | WEST BENGAL   | 622   | 10295.70  | 3667                         | 29160.86  | 2496             | 93290.40  | 13245        | 59681.35  | 23   | 197.10   | 112       | 564.31   | 638    | 3372.93  | 20803  | 196562.65  |  |  |
|       | <b>Total</b>  | 31281   | 182483.16 | 106275                       | 427055.85 | 239860           | 728876.15 | 174026       | 542315.47 | 3507 | 11950.62 | 13351     | 30747.07 | 13652  | 47237.19 | 581952 | 1970665.51 |  |  |

**MINOR IRRIGATION CENSUS (2017-18)**

**TABLE 6.12: DISTRIBUTION OF IN USE, TEMPORARILY NOT IN USE SURFACE LIFT SCHEMES ACCORDING TO LIFTING DEVICES**

| S.No. | State                     | Number of schemes by lifting Device |                  |                  |               |        |        |  | Total (3 to 7) |
|-------|---------------------------|-------------------------------------|------------------|------------------|---------------|--------|--------|--|----------------|
|       |                           | (3)                                 | (4)              | (5)              | (6)           | (7)    | (8)    |  |                |
|       |                           | Submersible Pump                    | Centrifugal Pump | Turbine/Jet Pump | Manual/Animal | Others |        |  |                |
| (1)   | (2)                       | (3)                                 | (4)              | (5)              | (6)           | (7)    | (8)    |  |                |
| 1     | ANDAMAN & NICOBAR ISLANDS | 30                                  | 2369             | 8                | 943           | 8      | 3358   |  |                |
| 2     | ANDHRA PRADESH            | 2803                                | 6573             | 451              | 96            | 462    | 10385  |  |                |
| 3     | ARUNACHAL PRADESH         | 0                                   | 1                | 1                | 0             | 0      | 2      |  |                |
| 4     | ASSAM                     | 434                                 | 1432             | 4992             | 244           | 372    | 7474   |  |                |
| 5     | BIHAR                     | 825                                 | 2712             | 75               | 714           | 331    | 4657   |  |                |
| 6     | CHHATISGARH               | 3879                                | 4681             | 1480             | 233           | 1688   | 11961  |  |                |
| 7     | GOA                       | 200                                 | 697              | 12               | 135           | 16     | 1060   |  |                |
| 8     | GUJARAT                   | 11                                  | 17130            | 0                | 0             | 0      | 17141  |  |                |
| 9     | HARYANA                   | 601                                 | 13               | 2                | 0             | 4      | 620    |  |                |
| 10    | HIMACHAL PRADESH          | 124                                 | 129              | 15               | 11            | 12     | 291    |  |                |
| 11    | JAMMU & KASHMIR           | 36                                  | 49               | 4                | 0             | 11     | 100    |  |                |
| 12    | JHARKHAND                 | 771                                 | 12748            | 975              | 1441          | 1212   | 17147  |  |                |
| 13    | KARNATAKA                 | 37967                               | 10344            | 2151             | 630           | 1710   | 52802  |  |                |
| 14    | KERALA                    | 3007                                | 15431            | 562              | 2209          | 579    | 21788  |  |                |
| 15    | MADHYA PRADESH            | 15043                               | 12052            | 3466             | 182           | 2215   | 32958  |  |                |
| 16    | MAHARASHTRA               | 133261                              | 97410            | 4968             | 592           | 2997   | 239228 |  |                |
| 17    | MANIPUR                   | 0                                   | 166              | 0                | 0             | 0      | 166    |  |                |
| 18    | MEGHALAYA                 | 0                                   | 1                | 1                | 0             | 1      | 3      |  |                |
| 19    | NAGALAND                  | 2                                   | 31               | 0                | 8             | 5      | 46     |  |                |
| 20    | ODISHA                    | 4923                                | 50146            | 3710             | 3326          | 741    | 62846  |  |                |
| 21    | PUNJAB                    | 597                                 | 707              | 63               | 0             | 15     | 1382   |  |                |
| 22    | RAJASTHAN                 | 608                                 | 10903            | 89               | 323           | 1476   | 13399  |  |                |
| 23    | TAMIL NADU                | 734                                 | 1288             | 73               | 1190          | 525    | 3810   |  |                |

(In Number)

(In Number)

| S.No. | State         | Number of schemes by lifting Device |                  |                  |               |        |                |  |
|-------|---------------|-------------------------------------|------------------|------------------|---------------|--------|----------------|--|
|       |               | Submersible Pump                    | Centrifugal Pump | Turbine/Jet Pump | Manual/Animal | Others | Total (3 to 7) |  |
| (1)   | (2)           | (3)                                 | (4)              | (5)              | (6)           | (7)    | (8)            |  |
| 24    | TELENGANA     | 22411                               | 14511            | 440              | 20            | 255    | 37637          |  |
| 25    | TRIPURA       | 25                                  | 2106             | 4                | 1             | 3      | 2139           |  |
| 26    | UTTARAKHAND   | 140                                 | 82               | 0                | 38            | 249    | 509            |  |
| 27    | UTTAR PRADESH | 1105                                | 23922            | 243              | 73            | 1156   | 26499          |  |
| 28    | WEST BENGAL   | 1184                                | 16421            | 1128             | 788           | 1932   | 21453          |  |
|       | <b>Total</b>  | 230721                              | 304055           | 24913            | 13197         | 17975  | 590861         |  |

**MINOR IRRIGATION CENSUS (2017-18)**

**TABLE 6.13: DISTRIBUTION OF IN USE, TEMPORARILY NOT IN USE SURFACE LIFT SCHEMES ACCORDING TO SOURCE OF ENERGY**

(In Number)

| S.No. | State                     | Number of schemes by source of energy |                    |                   |                    |                      |               |        |  | Total (3 to 8) |
|-------|---------------------------|---------------------------------------|--------------------|-------------------|--------------------|----------------------|---------------|--------|--|----------------|
|       |                           | Electric Pump<br>(3)                  | Diesel Pump<br>(4) | Wind mills<br>(5) | Solar pumps<br>(6) | Manual/Animal<br>(7) | Others<br>(8) |        |  |                |
| 1     | ANDAMAN & NICOBAR ISLANDS | 2178                                  | 230                | 0                 | 1                  | 943                  | 6             | 3358   |  |                |
| 2     | ANDHRA PRADESH            | 8815                                  | 1408               | 3                 | 1                  | 96                   | 62            | 10385  |  |                |
| 3     | ARUNACHAL PRADESH         | 0                                     | 2                  | 0                 | 0                  | 0                    | 0             | 2      |  |                |
| 4     | ASSAM                     | 5540                                  | 1686               | 0                 | 0                  | 244                  | 4             | 7474   |  |                |
| 5     | BIHAR                     | 596                                   | 3149               | 82                | 11                 | 714                  | 105           | 4657   |  |                |
| 6     | CHHATISGARH               | 6919                                  | 3916               | 184               | 325                | 233                  | 384           | 11961  |  |                |
| 7     | GOA                       | 831                                   | 90                 | 0                 | 1                  | 135                  | 3             | 1060   |  |                |
| 8     | GUJARAT                   | 16                                    | 17125              | 0                 | 0                  | 0                    | 0             | 17141  |  |                |
| 9     | HARYANA                   | 612                                   | 5                  | 0                 | 0                  | 0                    | 3             | 620    |  |                |
| 10    | HIMACHAL PRADESH          | 249                                   | 16                 | 0                 | 7                  | 11                   | 8             | 291    |  |                |
| 11    | JAMMU & KASHMIR           | 95                                    | 0                  | 0                 | 0                  | 0                    | 5             | 100    |  |                |
| 12    | JHARKHAND                 | 1423                                  | 13543              | 36                | 55                 | 1441                 | 649           | 17147  |  |                |
| 13    | KARNATAKA                 | 49426                                 | 1983               | 91                | 47                 | 630                  | 625           | 52802  |  |                |
| 14    | KERALA                    | 16396                                 | 2595               | 10                | 15                 | 2209                 | 563           | 21788  |  |                |
| 15    | MADHYA PRADESH            | 28458                                 | 3322               | 11                | 11                 | 182                  | 974           | 32958  |  |                |
| 16    | MAHARASHTRA               | 231631                                | 5662               | 209               | 46                 | 592                  | 1088          | 239228 |  |                |
| 17    | MANIPUR                   | 7                                     | 159                | 0                 | 0                  | 0                    | 0             | 166    |  |                |
| 18    | MEGHALAYA                 | 1                                     | 2                  | 0                 | 0                  | 0                    | 0             | 3      |  |                |
| 19    | NAGALAND                  | 3                                     | 30                 | 0                 | 0                  | 8                    | 5             | 46     |  |                |
| 20    | ODISHA                    | 16134                                 | 40411              | 174               | 132                | 3326                 | 2669          | 62846  |  |                |
| 21    | PUNJAB                    | 607                                   | 748                | 12                | 0                  | 0                    | 15            | 1382   |  |                |
| 22    | RAJASTHAN                 | 923                                   | 12040              | 4                 | 11                 | 323                  | 98            | 13399  |  |                |
| 23    | TAMIL NADU                | 1065                                  | 1124               | 26                | 9                  | 1190                 | 396           | 3810   |  |                |

(In Number)

| S.No. | State         | Number of schemes by source of energy |                    |                   |                    |                      |               |        |  | Total (3 to 8) |
|-------|---------------|---------------------------------------|--------------------|-------------------|--------------------|----------------------|---------------|--------|--|----------------|
|       |               | Electric Pump<br>(3)                  | Diesel Pump<br>(4) | Wind mills<br>(5) | Solar pumps<br>(6) | Manual/Animal<br>(7) | Others<br>(8) |        |  |                |
| 24    | TELENGANA     | 36282                                 | 1280               | 24                | 4                  | 20                   | 27            | 37637  |  |                |
| 25    | TRIPURA       | 1526                                  | 610                | 0                 | 0                  | 1                    | 2             | 2139   |  |                |
| 26    | UTTARAKHAND   | 151                                   | 18                 | 1                 | 0                  | 38                   | 301           | 509    |  |                |
| 27    | UTTAR PRADESH | 1269                                  | 24782              | 32                | 17                 | 73                   | 326           | 26499  |  |                |
| 28    | WEST BENGAL   | 3738                                  | 14200              | 89                | 77                 | 788                  | 2561          | 21453  |  |                |
|       | <b>Total</b>  | 414891                                | 150136             | 988               | 770                | 13197                | 10879         | 590861 |  |                |

**MINOR IRRIGATION CENSUS (2017-18)**

**TABLE 6.14: DISTRIBUTION OF IN USE, TEMPORARILY NOT IN USE SURFACE LIFT SCHEMES ACCORDING TO HORSE POWER OF LIFTING DEVICE**

| S.No. | State                     | No. of Surface Lift Scheme by horse power of lifting devices |        |        |        |         |             |                |      | Schemes without horse power | Total (9+10) |
|-------|---------------------------|--|--------|--------|--------|---------|-------------|----------------|------|-----------------------------|--------------|
|       |                           | 0-2 hp   | 2-4 hp | 4-6 hp | 6-8 hp | 8-10 hp | above 10 hp | Total (3 to 8) | (10) |                             |              |
| (1)   | (2)                       | (3)  | (4)    | (5)    | (6)    | (7)     | (8)         | (9)            | (10) | (11)                        |              |
| 1     | ANDAMAN & NICOBAR ISLANDS | 2165   | 65     | 180    | 3      | 2       | 0           | 2415           | 943  | 3358                        |              |
| 2     | ANDHRA PRADESH            | 178  | 852    | 5999   | 2114   | 1146    | 0           | 10289          | 96   | 10385                       |              |
| 3     | ARUNACHAL PRADESH         | 0  | 0      | 1      | 0      | 1       | 0           | 2              | 0    | 2                           |              |
| 4     | ASSAM                     | 3602   | 921    | 2319   | 9      | 347     | 32          | 7230           | 244  | 7474                        |              |
| 5     | BIHAR                     | 1100   | 646    | 2064   | 34     | 99      | 0           | 3943           | 714  | 4657                        |              |
| 6     | CHHATISGARH               | 4011   | 3169   | 4480   | 18     | 50      | 0           | 11728          | 233  | 11961                       |              |
| 7     | GOA                       | 298  | 196    | 281    | 59     | 90      | 1           | 925            | 135  | 1060                        |              |
| 8     | GUJARAT                   | 3  | 5703   | 8842   | 2591   | 2       | 0           | 17141          | 0    | 17141                       |              |
| 9     | HARYANA                   | 125  | 31     | 134    | 2      | 327     | 1           | 620            | 0    | 620                         |              |
| 10    | HIMACHAL PRADESH          | 88   | 25     | 51     | 26     | 78      | 12          | 280            | 11   | 291                         |              |
| 11    | JAMMU & KASHMIR           | 9  | 4      | 74     | 5      | 8       | 0           | 100            | 0    | 100                         |              |
| 12    | JHARKHAND                 | 7873   | 1753   | 5689   | 190    | 201     | 0           | 15706          | 1441 | 17147                       |              |
| 13    | KARNATAKA                 | 3298   | 661    | 21183  | 4948   | 22080   | 2           | 52172          | 630  | 52802                       |              |
| 14    | KERALA                    | 13257  | 2313   | 2990   | 363    | 477     | 179         | 19579          | 2209 | 21788                       |              |
| 15    | MADHYA PRADESH            | 3947   | 6934   | 14761  | 2659   | 3628    | 856         | 32785          | 173  | 32958                       |              |
| 16    | MAHARASHTRA               | 4747   | 20047  | 167112 | 28593  | 18130   | 7           | 238636         | 592  | 239228                      |              |
| 17    | MANIPUR                   | 0  | 0      | 0      | 0      | 0       | 166         | 166            | 0    | 166                         |              |
| 18    | MEGHALAYA                 | 0  | 0      | 1      | 1      | 1       | 0           | 3              | 0    | 3                           |              |
| 19    | NAGALAND                  | 5  | 2      | 31     | 0      | 0       | 0           | 38             | 8    | 46                          |              |
| 20    | ODISHA                    | 19108  | 17173  | 17003  | 651    | 5118    | 467         | 59520          | 3326 | 62846                       |              |
| 21    | PUNJAB                    | 182  | 35     | 173    | 141    | 851     | 0           | 1382           | 0    | 1382                        |              |



(In Number)

| S.No. | State         | No. of Surface Lift Scheme by horse power of lifting devices |        |        |        |         |             |                |              | Schemes without horse power | Total (9+10) |
|-------|---------------|--|--------|--------|--------|---------|-------------|----------------|--------------|-----------------------------|--------------|
|       |               | 0-2 hp   | 2-4 hp | 4-6 hp | 6-8 hp | 8-10 hp | above 10 hp | Total (3 to 8) | Total (9+10) |                             |              |
| (1)   | (2)           | (3)  | (4)    | (5)    | (6)    | (7)     | (8)         | (9)            | (10)         | (11)                        |              |
| 22    | RAJASTHAN     | 392  | 389    | 5361   | 3804   | 2924    | 206         | 13076          | 323          | 13399                       |              |
| 23    | TAMIL NADU    | 565  | 258    | 1447   | 271    | 79      | 0           | 2620           | 1190         | 3810                        |              |
| 24    | TELENGANA     | 333  | 4346   | 27487  | 4908   | 541     | 2           | 37617          | 20           | 37637                       |              |
| 25    | TRIPURA       | 348  | 252    | 61     | 0      | 1       | 1476        | 2138           | 1            | 2139                        |              |
| 26    | UTTARAKHAND   | 92   | 36     | 127    | 29     | 167     | 20          | 471            | 38           | 509                         |              |
| 27    | UTTAR PRADESH | 822  | 1318   | 2578   | 16467  | 5241    | 0           | 26426          | 73           | 26499                       |              |
| 28    | WEST BENGAL   | 5515   | 5632   | 6007   | 197    | 3314    | 0           | 20665          | 788          | 21453                       |              |
|       | <b>Total</b>  | 72063  | 72761  | 296436 | 68083  | 64903   | 3427        | 577673         | 13188        | 590861                      |              |

**MINOR IRRIGATION CENSUS (2017-18)**

**TABLE 6.15: DISTRIBUTION OF IN USE, TEMPORARILY NOT IN USE SURFACE LIFT SCHEMES ACCORDING TO TOTAL HOURS OF PUMPING OPERATION**

(In Number)

| S.No. | State                     | During Kharif Season |                 |                 |                 |                  |               | During Rabi Season |             |                |                 |                 |                  | Total<br>(10 to<br>15) |               |
|-------|---------------------------|----------------------|-----------------|-----------------|-----------------|------------------|---------------|--------------------|-------------|----------------|-----------------|-----------------|------------------|------------------------|---------------|
|       |                           | <200<br>hrs          | 200-<br>400 hrs | 400-<br>600 hrs | 600-<br>800 hrs | 800-<br>1000 hrs | >=1000<br>hrs | Total<br>(3 to 8)  | <200<br>hrs | 200-400<br>hrs | 400-<br>600 hrs | 600-<br>800 hrs | 800-<br>1000 hrs |                        | >=1000<br>hrs |
| (1)   | (2)                       | (3)                  | (4)             | (5)             | (6)             | (7)              | (8)           | (9)                | (10)        | (11)           | (12)            | (13)            | (14)             | (15)                   | (16)          |
| 1     | ANDAMAN & NICOBAR ISLANDS | 2401                 | 12              | 0               | 1               | 0                | 1             | 2415               | 2210        | 178            | 15              | 8               | 1                | 3                      | 2415          |
| 2     | ANDHRA PRADESH            | 4087                 | 1488            | 1309            | 1465            | 1525             | 415           | 10289              | 5287        | 1751           | 1312            | 929             | 731              | 279                    | 10289         |
| 3     | ARUNACHAL PRADESH         | 0                    | 2               | 0               | 0               | 0                | 0             | 2                  | 2           | 0              | 0               | 0               | 0                | 0                      | 2             |
| 4     | ASSAM                     | 6940                 | 183             | 47              | 26              | 11               | 23            | 7230               | 6923        | 214            | 70              | 12              | 3                | 8                      | 7230          |
| 5     | BIHAR                     | 2341                 | 664             | 648             | 238             | 18               | 34            | 3943               | 2813        | 757            | 154             | 30              | 152              | 37                     | 3943          |
| 6     | CHHATISGARH               | 10446                | 831             | 286             | 94              | 36               | 35            | 11728              | 8560        | 1798           | 545             | 321             | 251              | 253                    | 11728         |
| 7     | GOA                       | 925                  | 0               | 0               | 0               | 0                | 0             | 925                | 812         | 64             | 33              | 11              | 4                | 1                      | 925           |
| 8     | GUJARAT                   | 17141                | 0               | 0               | 0               | 0                | 0             | 17141              | 17139       | 2              | 0               | 0               | 0                | 0                      | 17141         |
| 9     | HARYANA                   | 219                  | 214             | 127             | 17              | 11               | 32            | 620                | 305         | 68             | 50              | 134             | 30               | 33                     | 620           |
| 10    | HIMACHAL PRADESH          | 196                  | 39              | 9               | 10              | 7                | 19            | 280                | 155         | 54             | 18              | 17              | 11               | 25                     | 280           |
| 11    | JAMMU & KASHMIR           | 55                   | 8               | 1               | 6               | 11               | 19            | 100                | 79          | 3              | 0               | 0               | 11               | 7                      | 100           |
| 12    | JHARKHAND                 | 12878                | 1931            | 385             | 305             | 98               | 109           | 15706              | 14449       | 940            | 200             | 69              | 29               | 19                     | 15706         |
| 13    | KARNATAKA                 | 25646                | 13851           | 6089            | 4164            | 1397             | 1025          | 52172              | 33898       | 11804          | 3775            | 1670            | 764              | 261                    | 52172         |
| 14    | KERALA                    | 18647                | 589             | 200             | 89              | 20               | 34            | 19579              | 17864       | 942            | 425             | 170             | 103              | 75                     | 19579         |
| 15    | MADHYA PRADESH            | 28894                | 2403            | 729             | 407             | 108              | 244           | 32785              | 10742       | 11578          | 4998            | 2961            | 1542             | 964                    | 32785         |
| 16    | MAHARASHTRA               | 131035               | 103448          | 3093            | 585             | 390              | 85            | 238636             | 101733      | 115336         | 7740            | 9603            | 2228             | 1996                   | 238636        |
| 17    | MANIPUR                   | 50                   | 62              | 41              | 12              | 1                | 0             | 166                | 131         | 18             | 16              | 1               | 0                | 0                      | 166           |
| 18    | MEGHALAYA                 | 3                    | 0               | 0               | 0               | 0                | 0             | 3                  | 3           | 0              | 0               | 0               | 0                | 0                      | 3             |
| 19    | NAGALAND                  | 22                   | 1               | 2               | 6               | 7                | 0             | 38                 | 32          | 6              | 0               | 0               | 0                | 0                      | 38            |
| 20    | ODISHA                    | 48332                | 7273            | 2080            | 1503            | 137              | 195           | 59520              | 39277       | 9129           | 6015            | 2730            | 1207             | 1162                   | 59520         |
| 21    | PUNJAB                    | 612                  | 411             | 214             | 113             | 21               | 11            | 1382               | 1319        | 52             | 3               | 1               | 6                | 1                      | 1382          |
| 22    | RAJASTHAN                 | 12815                | 157             | 56              | 23              | 18               | 7             | 13076              | 8920        | 2067           | 1425            | 392             | 156              | 116                    | 13076         |

(In Number)

| S.No. | State         | During Kharif Season |             |             |             |              |            |                | During Rabi Season |             |             |             |              |            |                  |
|-------|---------------|----------------------|-------------|-------------|-------------|--------------|------------|----------------|--------------------|-------------|-------------|-------------|--------------|------------|------------------|
|       |               | <200 hrs             | 200-400 hrs | 400-600 hrs | 600-800 hrs | 800-1000 hrs | >=1000 hrs | Total (3 to 8) | <200 hrs           | 200-400 hrs | 400-600 hrs | 600-800 hrs | 800-1000 hrs | >=1000 hrs | Total (10 to 15) |
| (1)   | (2)           | (3)                  | (4)         | (5)         | (6)         | (7)          | (8)        | (9)            | (10)               | (11)        | (12)        | (13)        | (14)         | (15)       | (16)             |
| 23    | TAMIL NADU    | 2070                 | 258         | 135         | 53          | 59           | 45         | 2620           | 2121               | 274         | 91          | 32          | 14           | 88         | 2620             |
| 24    | TELENGANA     | 8153                 | 6781        | 7495        | 5710        | 5783         | 3695       | 37617          | 8409               | 4913        | 7308        | 6591        | 5575         | 4821       | 37617            |
| 25    | TRIPURA       | 1329                 | 573         | 184         | 48          | 3            | 1          | 2138           | 916                | 690         | 267         | 210         | 42           | 13         | 2138             |
| 26    | UTTARAKHAND   | 154                  | 140         | 78          | 46          | 13           | 40         | 471            | 188                | 166         | 53          | 32          | 24           | 8          | 471              |
| 27    | UTTAR PRADESH | 23435                | 2044        | 383         | 124         | 67           | 373        | 26426          | 20258              | 4202        | 1037        | 290         | 198          | 441        | 26426            |
| 28    | WEST BENGAL   | 20657                | 8           | 0           | 0           | 0            | 0          | 20665          | 19667              | 998         | 0           | 0           | 0            | 0          | 20665            |
|       | <b>Total</b>  | 379483               | 143371      | 23591       | 15045       | 9741         | 6442       | 577673         | 324212             | 168004      | 35550       | 26214       | 13082        | 10611      | 577673           |

**MINOR IRRIGATION CENSUS (2017-18)**

**TABLE 6.16: DISTRIBUTION OF IN USE, TEMPORARILY NOT IN USE SURFACE LIFT SCHEMES ACCORDING TO AVERAGE HOURS OF PUMPING PER DAY**

(In Number)

| S.No. | State                     | During Kharif Season |         |          |           |           |           | During Rabi Season |         |         |          |           |           |           |                  |
|-------|---------------------------|----------------------|---------|----------|-----------|-----------|-----------|--------------------|---------|---------|----------|-----------|-----------|-----------|------------------|
|       |                           | 0-4 hrs              | 4-8 hrs | 8-12 hrs | 12-16 hrs | 16-20 hrs | 20-24 hrs | Total (3 to 8)     | 0-4 hrs | 4-8 hrs | 8-12 hrs | 12-16 hrs | 16-20 hrs | 20-24 hrs | Total (10 to 15) |
| (1)   | (2)                       | (3)                  | (4)     | (5)      | (6)       | (7)       | (8)       | (9)                | (10)    | (11)    | (12)     | (13)      | (14)      | (15)      | (16)             |
| 1     | ANDAMAN & NICOBAR ISLANDS | 2352                 | 59      | 1        | 3         | 0         | 0         | 2415               | 2271    | 136     | 6        | 1         | 0         | 1         | 2415             |
| 2     | ANDHRA PRADESH            | 3112                 | 6129    | 980      | 39        | 14        | 15        | 10289              | 4364    | 4859    | 1009     | 26        | 14        | 17        | 10289            |
| 3     | ARUNACHAL PRADESH         | 1                    | 1       | 0        | 0         | 0         | 0         | 2                  | 2       | 0       | 0        | 0         | 0         | 0         | 2                |
| 4     | ASSAM                     | 6259                 | 850     | 68       | 30        | 10        | 13        | 7230               | 6246    | 912     | 58       | 8         | 1         | 5         | 7230             |
| 5     | BIHAR                     | 449                  | 1555    | 864      | 478       | 46        | 551       | 3943               | 729     | 1526    | 1108     | 422       | 20        | 138       | 3943             |
| 6     | CHHATISGARH               | 8858                 | 1700    | 945      | 153       | 31        | 41        | 11728              | 5880    | 3594    | 1648     | 424       | 92        | 90        | 11728            |
| 7     | GOA                       | 925                  | 0       | 0        | 0         | 0         | 0         | 925                | 858     | 53      | 13       | 1         | 0         | 0         | 925              |
| 8     | GUJARAT                   | 5711                 | 11430   | 0        | 0         | 0         | 0         | 17141              | 5       | 17136   | 0        | 0         | 0         | 0         | 17141            |
| 9     | HARYANA                   | 101                  | 345     | 167      | 1         | 0         | 6         | 620                | 90      | 445     | 75       | 4         | 0         | 6         | 620              |
| 10    | HIMACHAL PRADESH          | 97                   | 122     | 41       | 11        | 6         | 3         | 280                | 52      | 129     | 78       | 14        | 7         | 0         | 280              |
| 11    | JAMMU & KASHMIR           | 57                   | 11      | 9        | 10        | 8         | 5         | 100                | 79      | 0       | 3        | 9         | 4         | 5         | 100              |
| 12    | JHARKHAND                 | 7015                 | 6533    | 1859     | 193       | 25        | 81        | 15706              | 10046   | 4922    | 541      | 116       | 20        | 61        | 15706            |
| 13    | KARNATAKA                 | 21785                | 27137   | 2745     | 313       | 24        | 168       | 52172              | 26179   | 23271   | 2369     | 235       | 27        | 91        | 52172            |
| 14    | KERALA                    | 18395                | 883     | 258      | 26        | 3         | 14        | 19579              | 17948   | 1203    | 341      | 36        | 14        | 37        | 19579            |
| 15    | MADHYA PRADESH            | 22831                | 5867    | 3151     | 615       | 27        | 294       | 32785              | 3073    | 13158   | 13657    | 1751      | 241       | 905       | 32785            |
| 16    | MAHARASHTRA               | 52401                | 168906  | 10814    | 5263      | 698       | 554       | 238636             | 20664   | 180066  | 30997    | 5152      | 883       | 874       | 238636           |
| 17    | MANIPUR                   | 20                   | 39      | 58       | 29        | 14        | 6         | 166                | 68      | 52      | 45       | 1         | 0         | 0         | 166              |
| 18    | MEGHALAYA                 | 2                    | 1       | 0        | 0         | 0         | 0         | 3                  | 3       | 0       | 0        | 0         | 0         | 0         | 3                |
| 19    | NAGALAND                  | 22                   | 4       | 12       | 0         | 0         | 0         | 38                 | 25      | 11      | 2        | 0         | 0         | 0         | 38               |
| 20    | ODISHA                    | 33008                | 21934   | 3696     | 490       | 210       | 182       | 59520              | 25582   | 25119   | 6988     | 994       | 267       | 570       | 59520            |
| 21    | PUNJAB                    | 209                  | 480     | 678      | 6         | 0         | 9         | 1382               | 453     | 887     | 31       | 0         | 1         | 10        | 1382             |
| 22    | RAJASTHAN                 | 12522                | 384     | 159      | 10        | 0         | 1         | 13076              | 2900    | 7004    | 2789     | 320       | 46        | 17        | 13076            |

(In Number)

| S.No. | State         | During Kharif Season |         |          |           |           |           |                | During Rabi Season |         |          |           |           |           |                  |
|-------|---------------|----------------------|---------|----------|-----------|-----------|-----------|----------------|--------------------|---------|----------|-----------|-----------|-----------|------------------|
|       |               | 0-4 hrs              | 4-8 hrs | 8-12 hrs | 12-16 hrs | 16-20 hrs | 20-24 hrs | Total (3 to 8) | 0-4 hrs            | 4-8 hrs | 8-12 hrs | 12-16 hrs | 16-20 hrs | 20-24 hrs | Total (10 to 15) |
| (1)   | (2)           | (3)                  | (4)     | (5)      | (6)       | (7)       | (8)       | (9)            | (10)               | (11)    | (12)     | (13)      | (14)      | (15)      | (16)             |
| 23    | TAMIL NADU    | 1950                 | 407     | 171      | 43        | 9         | 40        | 2620           | 1564               | 707     | 245      | 82        | 9         | 13        | 2620             |
| 24    | TELENGANA     | 5010                 | 22889   | 9162     | 497       | 5         | 54        | 37617          | 6407               | 18452   | 9004     | 3645      | 27        | 82        | 37617            |
| 25    | TRIPURA       | 853                  | 1193    | 88       | 1         | 0         | 3         | 2138           | 542                | 1233    | 349      | 11        | 0         | 3         | 2138             |
| 26    | UTTARAKHAND   | 39                   | 192     | 188      | 28        | 2         | 22        | 471            | 55                 | 209     | 161      | 24        | 5         | 17        | 471              |
| 27    | UTTAR PRADESH | 9168                 | 11254   | 4689     | 809       | 122       | 384       | 26426          | 4969               | 10608   | 9235     | 865       | 190       | 559       | 26426            |
| 28    | WEST BENGAL   | 3238                 | 17426   | 1        | 0         | 0         | 0         | 20665          | 2364               | 16442   | 1859     | 0         | 0         | 0         | 20665            |
|       | <b>Total</b>  | 216390               | 307731  | 40804    | 9048      | 1254      | 2446      | 577673         | 143418             | 332134  | 82611    | 14141     | 1868      | 3501      | 577673           |

**MINOR IRRIGATION CENSUS (2017-18)**

**TABLE 6.17: DISTRIBUTION OF SURFACE LIFT SCHEMES IN AND OUTSIDE  
THE COMMAND AREA OF MAJOR/MEDIUM PROJECTS**

(In Number)

| S.No. | State                     | Outside command | No. of Surface Lift Schemes inside command area - by reasons |   |  |               |                | Total (3+8) |
|-------|---------------------------|-----------------|--|---|--|---------------|----------------|-------------|
|       |                           |                 | Water not available up to the field from major/medium scheme | Water available but not adequate for irrigation | Water available but not useable for irrigation | Other reasons | Total (4 to 7) |             |
| (1)   | (2)                       | (3)             | (4)  | (5)   | (6)  | (7)           | (8)            | (9)         |
| 1     | ANDAMAN & NICOBAR ISLANDS | 3427            | 0  | 1   | 0  | 1             | 2              | 3429        |
| 2     | ANDHRA PRADESH            | 7355            | 2032   | 1047  | 18   | 153           | 3250           | 10605       |
| 3     | ARUNACHAL PRADESH         | 2               | 0  | 0   | 0  | 0             | 0              | 2           |
| 4     | ASSAM                     | 7538            | 5  | 0   | 1  | 26            | 32             | 7570        |
| 5     | BIHAR                     | 4676            | 107  | 25  | 2  | 49            | 183            | 4859        |
| 6     | CHHATISGARH               | 11888           | 48   | 83  | 4  | 67            | 202            | 12090       |
| 7     | GOA                       | 1007            | 48   | 10  | 0  | 7             | 65             | 1072        |
| 8     | GUJARAT                   | 17140           | 1  | 0   | 0  | 0             | 1              | 17141       |
| 9     | HARYANA                   | 629             | 4  | 3   | 0  | 1             | 8              | 637         |
| 10    | HIMACHAL PRADESH          | 297             | 0  | 0   | 0  | 0             | 0              | 297         |
| 11    | JAMMU & KASHMIR           | 97              | 0  | 0   | 0  | 4             | 4              | 101         |
| 12    | JHARKHAND                 | 17232           | 24   | 13  | 1  | 15            | 53             | 17285       |
| 13    | KARNATAKA                 | 51413           | 647  | 269   | 1  | 560           | 1477           | 52890       |
| 14    | KERALA                    | 20441           | 471  | 671   | 60   | 209           | 1411           | 21852       |
| 15    | MADHYA PRADESH            | 32384           | 681  | 4   | 0  | 24            | 709            | 33093       |
| 16    | MAHARASHTRA               | 180516          | 1  | 3   | 3  | 58755         | 58762          | 239278      |
| 17    | MANIPUR                   | 197             | 0  | 0   | 0  | 0             | 0              | 197         |
| 18    | MEGHALAYA                 | 3               | 0  | 0   | 0  | 0             | 0              | 3           |
| 19    | NAGALAND                  | 46              | 0  | 0   | 0  | 0             | 0              | 46          |
| 20    | ODISHA                    | 52096           | 5962   | 3409  | 800  | 1632          | 11803          | 63899       |
| 21    | PUNJAB                    | 1382            | 8  | 18  | 0  | 0             | 26             | 1408        |

(In Number)

| S.No. | State         | Outside command | No. of Surface Lift Schemes inside command area - by reasons |       |      |       |       |        | Total (3+8) |
|-------|---------------|-----------------|--|-------|------|-------|-------|--------|-------------|
|       |               |                 | (1)  | (2)   | (3)  | (4)   | (5)   | (6)    |             |
| 22    | RAJASTHAN     | 11174           | 1944   | 267   | 7    | 83    | 2301  | 13475  |             |
| 23    | TAMIL NADU    | 4192            | 84   | 49    | 22   | 33    | 188   | 4380   |             |
| 24    | TELENGANA     | 26338           | 2322   | 6646  | 352  | 2208  | 11528 | 37866  |             |
| 25    | TRIPURA       | 2079            | 0  | 0     | 0    | 87    | 87    | 2166   |             |
| 26    | UTTARAKHAND   | 611             | 0  | 1     | 0    | 1     | 2     | 613    |             |
| 27    | UTTAR PRADESH | 25220           | 1233   | 214   | 8    | 1115  | 2570  | 27790  |             |
| 28    | WEST BENGAL   | 21396           | 0  | 0     | 0    | 541   | 541   | 21937  |             |
|       | <b>Total</b>  | 500776          | 15622  | 12733 | 1279 | 65571 | 95205 | 595981 |             |

**MINOR IRRIGATION CENSUS (2017-18)**

**TABLE 6.18: DISTRIBUTION OF IN USE TANKS/PONDS/RESERVOIR OF SURFACE LIFT SCHEMES BY CCA CLASSES & THEIR /IPC & IPU**

(In Number/In Ha)

| S.No. | State                     | No. of Tanks/Reservoirs & Other Storages with their IPC & IPU by CCA Class |          |          |             |         |         |              |          |          |               |          |          |                |          |         |                 |         |         |       |          |          |
|-------|---------------------------|--|----------|----------|-------------|---------|---------|--------------|----------|----------|---------------|----------|----------|----------------|----------|---------|-----------------|---------|---------|-------|----------|----------|
|       |                           | CCA Classes  |          |          |             |         |         |              |          |          |               |          |          |                |          |         |                 |         |         |       |          |          |
|       |                           | 0 to 20 ha   |          |          | 20 to 40 ha |         |         | 40 to 100 ha |          |          | 100 to 500 ha |          |          | 500 to 1000 ha |          |         | 1000 to 2000 ha |         |         | Total |          |          |
| No.   | IPC                       | IPU  | No.      | IPC      | IPU         | No.     | IPC     | IPU          | No.      | IPC      | IPU           | No.      | IPC      | IPU            | No.      | IPC     | IPU             | No.     | IPC     | IPU   |          |          |
| (1)   | (2)                       | (3)  | (4)      | (5)      | (6)         | (7)     | (8)     | (9)          | (10)     | (11)     | (12)          | (13)     | (14)     | (15)           | (16)     | (17)    | (18)            | (19)    | (20)    | (21)  | (22)     | (23)     |
| 1     | ANDAMAN & NICOBAR ISLANDS | 3253   | 4818.69  | 2448.57  | 0           | 0.00    | 0.00    | 0            | 0.00     | 0.00     | 0             | 0.00     | 0.00     | 0              | 0.00     | 0.00    | 0               | 0.00    | 0.00    | 3253  | 4818.69  | 2448.57  |
| 2     | ANDHRA PRADESH            | 504  | 1518.02  | 1248.89  | 21          | 633.41  | 470.66  | 27           | 1691.95  | 1250.22  | 11            | 3314.19  | 1542.94  | 1              | 809.72   | 0.00    | 1               | 2000.00 | 2000.00 | 565   | 9967.29  | 6512.71  |
| 3     | ASSAM                     | 4630   | 2047.97  | 1743.25  | 55          | 2087.40 | 1478.60 | 43           | 3705.80  | 1764.00  | 71            | 24384.90 | 7464.32  | 6              | 5637.00  | 1530.00 | 1               | 1743.00 | 600.00  | 4806  | 39606.07 | 14580.17 |
| 4     | BIHAR                     | 530  | 2950.27  | 2624.86  | 5           | 178.00  | 125.00  | 29           | 4493.00  | 3592.50  | 0             | 0.00     | 0.00     | 0              | 0.00     | 0.00    | 0               | 0.00    | 0.00    | 564   | 7621.27  | 6342.36  |
| 5     | CHHATTISGARH              | 1824   | 6034.13  | 3844.12  | 35          | 882.34  | 716.56  | 14           | 850.20   | 609.32   | 1             | 123.53   | 123.53   | 0              | 0.00     | 0.00    | 0               | 0.00    | 0.00    | 1874  | 7890.20  | 5293.53  |
| 6     | GOA                       | 451  | 803.62   | 777.08   | 4           | 116.80  | 116.80  | 1            | 50.00    | 50.00    | 0             | 0.00     | 0.00     | 0              | 0.00     | 0.00    | 0               | 0.00    | 0.00    | 456   | 970.42   | 943.88   |
| 7     | GUJARAT                   | 17137  | 26994.77 | 23279.15 | 0           | 0.00    | 0.00    | 0            | 0.00     | 0.00     | 0             | 0.00     | 0.00     | 0              | 0.00     | 0.00    | 0               | 0.00    | 0.00    | 17137 | 26994.77 | 23279.15 |
| 8     | HARYANA                   | 19   | 41.12    | 40.72    | 0           | 0.00    | 0.00    | 0            | 0.00     | 0.00     | 0             | 0.00     | 0.00     | 0              | 0.00     | 0.00    | 0               | 0.00    | 0.00    | 19    | 41.12    | 40.72    |
| 9     | HIMACHAL PRADESH          | 110  | 368.20   | 334.15   | 3           | 150.28  | 150.28  | 5            | 476.60   | 385.17   | 0             | 0.00     | 0.00     | 0              | 0.00     | 0.00    | 0               | 0.00    | 0.00    | 118   | 995.08   | 869.0    |
| 10    | JAMMU & KASHMIR           | 0  | 0.00     | 0.00     | 0           | 0.00    | 0.00    | 0            | 0.00     | 0.00     | 0             | 0.00     | 0.00     | 0              | 0.00     | 0.00    | 0               | 0.00    | 0.00    | 0     | 0.00     | 0.00     |
| 11    | JHARKHAND                 | 12170  | 37955.16 | 28278.99 | 169         | 5514.95 | 3717.80 | 129          | 7711.14  | 5185.71  | 0             | 0.00     | 0.00     | 0              | 0.00     | 0.00    | 0               | 0.00    | 0.00    | 12468 | 51181.25 | 37182.50 |
| 12    | KARNATAKA                 | 2093   | 5144.84  | 4713.99  | 26          | 692.48  | 660.48  | 10           | 617.64   | 566.64   | 4             | 1030.00  | 1030.00  | 0              | 0.00     | 0.00    | 0               | 0.00    | 0.00    | 2133  | 7484.96  | 6971.11  |
| 13    | KERALA                    | 16973  | 21251.79 | 20534.80 | 153         | 4499.26 | 4429.23 | 78           | 5450.34  | 5352.93  | 9             | 1597.29  | 1484.68  | 3              | 2374.00  | 2324.00 | 0               | 0.00    | 0.00    | 17216 | 35171.68 | 34125.64 |
| 14    | MADHYA PRADESH            | 1598   | 13218.83 | 12650.97 | 290         | 9735.39 | 8866.71 | 272          | 19297.41 | 17281.29 | 161           | 32836.69 | 29971.64 | 20             | 17206.00 | 7615.00 | 0               | 0.00    | 0.00    | 2341  | 92294.32 | 76385.61 |
| 15    | MAHARASHTRA               | 13918  | 35379.41 | 28954.76 | 73          | 2221.95 | 2004.45 | 30           | 2122.22  | 1963.05  | 17            | 3748.9   | 2951.97  | 2              | 1500.00  | 1440.00 | 0               | 0.00    | 0.00    | 14040 | 44966.27 | 37314.23 |
| 16    | MEGHALAYA                 | 1  | 14.00    | 10.00    | 0           | 0.00    | 0.00    | 0            | 0.00     | 0.00     | 0             | 0.00     | 0.00     | 0              | 0.00     | 0.00    | 0               | 0.00    | 0.00    | 1     | 14.00    | 10.00    |
| 17    | NAGALAND                  | 13   | 123.00   | 13.00    | 0           | 0.00    | 0.00    | 0            | 0.00     | 0.00     | 0             | 0.00     | 0.00     | 0              | 0.00     | 0.00    | 0               | 0.00    | 0.00    | 13    | 123.00   | 13.00    |
| 18    | ODISHA                    | 11917  | 35715.74 | 24196.37 | 144         | 5429.32 | 3215.98 | 96           | 8129.04  | 4414.45  | 7             | 1547.54  | 1075.26  | 0              | 0.00     | 0.00    | 0               | 0.00    | 0.00    | 12164 | 50821.64 | 32902.06 |
| 19    | PUNJAB                    | 12   | 52.33    | 52.33    | 0           | 0.00    | 0.00    | 1            | 70.84    | 70.84    | 0             | 0.00     | 0.00     | 0              | 0.00     | 0.00    | 0               | 0.00    | 0.00    | 13    | 123.17   | 123.17   |



(In Number/In Ha)

| S.No. | State         | No. of Tanks/Reservoirs & Other Storages with their IPC & IPU by CCA Class |           |           |             |          |          |              |          |          |               |          |         |                |          |          |                 |         |         |        |           |           |
|-------|---------------|--|-----------|-----------|-------------|----------|----------|--------------|----------|----------|---------------|----------|---------|----------------|----------|----------|-----------------|---------|---------|--------|-----------|-----------|
|       |               | CCA Classes  |           |           |             |          |          |              |          |          |               |          |         |                |          |          |                 |         |         |        |           |           |
|       |               | 0 to 20 ha   |           |           | 20 to 40 ha |          |          | 40 to 100 ha |          |          | 100 to 500 ha |          |         | 500 to 1000 ha |          |          | 1000 to 2000 ha |         |         | Total  |           |           |
| No.   | IPC           | IPU  | No.       | IPC       | IPU         | No.      | IPC      | IPU          | No.      | IPC      | IPU           | No.      | IPC     | IPU            | No.      | IPC      | IPU             | No.     | IPC     | IPU    |           |           |
| (1)   | (2)           | (3)  | (4)       | (5)       | (6)         | (7)      | (8)      | (9)          | (10)     | (11)     | (12)          | (13)     | (14)    | (15)           | (16)     | (17)     | (18)            | (19)    | (20)    | (21)   | (22)      | (23)      |
| 20    | RAJASTHAN     | 2942   | 9173.10   | 7198.62   | 29          | 969.41   | 761.55   | 30           | 2069.22  | 1867.58  | 4             | 759.00   | 759.00  | 0              | 0.00     | 0.00     | 0               | 0.00    | 0.00    | 3005   | 12970.73  | 10586.75  |
| 21    | TAMIL NADU    | 710  | 1944.21   | 1780.78   | 65          | 2052.17  | 1939.63  | 75           | 5396.04  | 4757.90  | 9             | 1365.00  | 1365.00 | 0              | 0.00     | 0.00     | 0               | 0.00    | 0.00    | 859    | 10757.42  | 9843.31   |
| 22    | TELENGANA     | 2192   | 3810.23   | 3320.81   | 9           | 236.53   | 232.89   | 4            | 328.61   | 326.59   | 0             | 0.00     | 0.00    | 2              | 2873.26  | 2589.99  | 0               | 0.00    | 0.00    | 2207   | 7248.63   | 6470.28   |
| 23    | TRIPURA       | 2  | 54.00     | 50.00     | 3           | 152.00   | 145.00   | 1            | 77.00    | 74.00    | 0             | 0.00     | 0.00    | 0              | 0.00     | 0.00     | 0               | 0.00    | 0.00    | 6      | 283.00    | 269.0     |
| 24    | UTTARAKHAND   | 22   | 212.45    | 145.55    | 4           | 170.00   | 161.00   | 7            | 665.00   | 389.00   | 0             | 0.00     | 0.00    | 0              | 0.00     | 0.00     | 0               | 0.00    | 0.00    | 33     | 1047.45   | 695.55    |
| 25    | UTTAR PRADESH | 8471   | 83661.56  | 61227.33  | 219         | 8918.80  | 6725.50  | 145          | 10997.00 | 8968.00  | 5             | 620.00   | 510.00  | 0              | 0.00     | 0.00     | 2               | 3000.00 | 3000.00 | 8842   | 107197.36 | 80430.83  |
| 26    | WEST BENGAL   | 15293  | 78835.22  | 59478.60  | 201         | 7652.59  | 5406.83  | 126          | 9254.03  | 6076.52  | 0             | 0.00     | 0.00    | 0              | 0.00     | 0.00     | 0               | 0.00    | 0.00    | 15620  | 95741.84  | 70961.95  |
|       | <b>Total</b>  | 116785   | 372122.66 | 288947.69 | 1508        | 52292.08 | 41324.95 | 1123         | 83453.08 | 64945.71 | 299           | 71320.83 | 4828.34 | 34             | 30399.98 | 15498.99 | 4               | 6743.00 | 5600.00 | 119753 | 616331.63 | 464595.68 |

**MINOR IRRIGATION CENSUS (2017-18)**

**TABLE 6.19.1: CCA AND SEASON WISE POTENTIAL CREATED THROUGH SURFACE LIFT SCHEMES – ALL SCHEMES**

(In Hectares)

| S.No. | State                     | Culturable Command Area | Irrigation potential created |           |           |          |           | Total (4 to 7) |
|-------|---------------------------|-------------------------|------------------------------|-----------|-----------|----------|-----------|----------------|
|       |                           |                         | Khairif                      | Rabi      | Perennial | Other    | (8)       |                |
| (1)   | (2)                       | (3)                     | (4)                          | (5)       | (6)       | (7)      | (8)       |                |
| 1     | ANDAMAN & NICOBAR ISLANDS | 4161.20                 | 1253.10                      | 1884.83   | 1379.08   | 327.28   | 4844.29   |                |
| 2     | ANDHRA PRADESH            | 127608.81               | 94468.54                     | 61292.98  | 3237.30   | 725.61   | 159724.43 |                |
| 3     | ARUNACHAL PRADESH         | 60.00                   | 40.00                        | 25.00     | 10.00     | 0.00     | 75.00     |                |
| 4     | ASSAM                     | 94910.14                | 78403.52                     | 50598.58  | 55.82     | 157.86   | 129215.78 |                |
| 5     | BIHAR                     | 51543.31                | 40051.42                     | 28502.84  | 4083.52   | 3721.59  | 76359.37  |                |
| 6     | CHHATISGARH               | 40940.94                | 21985.00                     | 24131.48  | 29.85     | 3.17     | 46149.50  |                |
| 7     | GOA                       | 2476.69                 | 0.63                         | 354.32    | 2087.32   | 34.85    | 2477.12   |                |
| 8     | GUJARAT                   | 23450.52                | 12700.04                     | 14298.82  | 5.28      | 1.63     | 27005.77  |                |
| 9     | HARYANA                   | 1888.21                 | 1841.21                      | 1827.21   | 0.00      | 0.00     | 3668.42   |                |
| 10    | HIMACHAL PRADESH          | 5508.82                 | 4712.20                      | 4852.53   | 9.40      | 62.00    | 9636.13   |                |
| 11    | JAMMU & KASHMIR           | 5336.00                 | 5178.00                      | 773.50    | 0.00      | 0.00     | 5951.50   |                |
| 12    | JHARKHAND                 | 67643.00                | 44155.98                     | 21571.27  | 3726.42   | 2674.05  | 72127.72  |                |
| 13    | KARNATAKA                 | 100713.36               | 75823.74                     | 25912.11  | 11379.95  | 7530.06  | 120645.86 |                |
| 14    | KERALA                    | 64548.01                | 13160.36                     | 15804.39  | 28438.52  | 9362.81  | 66766.08  |                |
| 15    | MADHYA PRADESH            | 97864.68                | 9562.73                      | 91115.75  | 861.52    | 764.22   | 102304.22 |                |
| 16    | MAHARASHTRA               | 550940.53               | 301210.82                    | 252854.60 | 49036.05  | 26283.26 | 629384.73 |                |
| 17    | MANIPUR                   | 3093.00                 | 2992.00                      | 1012.00   | 15.00     | 14.00    | 4033.00   |                |
| 18    | MEGHALAYA                 | 142.00                  | 130.00                       | 8.00      | 2.00      | 8.00     | 148.00    |                |
| 19    | NAGALAND                  | 459.70                  | 329.20                       | 123.00    | 28.00     | 50.00    | 530.20    |                |
| 20    | ODISHA                    | 286790.43               | 241379.48                    | 148882.23 | 2074.34   | 378.06   | 392714.11 |                |
| 21    | PUNJAB                    | 4150.68                 | 4063.73                      | 4062.74   | 64.12     | 7.40     | 8197.99   |                |
| 22    | RAJASTHAN                 | 88975.40                | 2564.29                      | 87413.69  | 122.41    | 215.38   | 90315.77  |                |
| 23    | TAMIL NADU                | 24187.28                | 9103.18                      | 14475.71  | 2493.75   | 790.61   | 26863.25  |                |
| 24    | TELENGANA                 | 55058.41                | 48745.04                     | 37705.23  | 286.88    | 13.58    | 86750.73  |                |

(In Hectares)

| S.No. | State         | Culturable<br>Command Area | Irrigation potential created |            |           |           | Total (4 to 7) |
|-------|---------------|----------------------------|------------------------------|------------|-----------|-----------|----------------|
|       |               |                            | Kharif                       | Rabi       | Perennial | Other     |                |
| (1)   | (2)           | (3)                        | (4)                          | (5)        | (6)       | (7)       | (8)            |
| 25    | TRIPURA       | 57038.54                   | 48414.00                     | 40606.63   | 148.00    | 9940.27   | 99108.90       |
| 26    | UTTARAKHAND   | 8174.96                    | 6017.50                      | 5872.93    | 360.72    | 1193.13   | 13444.28       |
| 27    | UTTAR PRADESH | 176714.01                  | 74638.41                     | 109625.01  | 16700.83  | 23637.59  | 224601.84      |
| 28    | WEST BENGAL   | 175513.80                  | 127379.97                    | 98889.84   | 11941.35  | 45239.20  | 283450.36      |
|       | <b>Total</b>  | 2119892.43                 | 1270304.09                   | 1144477.22 | 138577.43 | 133135.61 | 2686494.35     |

**MINOR IRRIGATION CENSUS (2017-18)**

**TABLE 6.19.2: CCA AND SEASON WISE POTENTIAL CREATED THROUGH IN USE SURFACE LIFT SCHEMES**

(In Hectares)

| S.No. | State                     | Culturable Command Area | Irrigation potential created |           |               |           |           | Total (4 to 7) |
|-------|---------------------------|-------------------------|------------------------------|-----------|---------------|-----------|-----------|----------------|
|       |                           |                         | Kharif (4)                   | Rabi (5)  | Perennial (6) | Other (7) | (8)       |                |
| (1)   | (2)                       | (3)                     | (4)                          | (5)       | (6)           | (7)       | (8)       |                |
| 1     | ANDAMAN & NICOBAR ISLANDS | 4013.94                 | 1206.30                      | 1817.53   | 1347.18       | 309.38    | 4680.39   |                |
| 2     | ANDHRA PRADESH            | 110553.44               | 81444.11                     | 53512.52  | 3219.60       | 723.57    | 138899.80 |                |
| 3     | ARUNACHAL PRADESH         | 30.00                   | 20.00                        | 10.00     | 0.00          | 0.00      | 30.00     |                |
| 4     | ASSAM                     | 70429.85                | 57523.12                     | 38600.89  | 54.52         | 120.16    | 96298.69  |                |
| 5     | BIHAR                     | 44639.51                | 34233.02                     | 24162.04  | 3773.42       | 3506.89   | 65675.37  |                |
| 6     | CHHATISGARH               | 40078.85                | 21451.92                     | 23727.67  | 28.55         | 2.47      | 45210.61  |                |
| 7     | GOA                       | 2470.53                 | 0.63                         | 348.16    | 2087.32       | 34.85     | 2470.96   |                |
| 8     | GUJARAT                   | 23447.52                | 12698.37                     | 14296.74  | 5.28          | 1.63      | 27002.02  |                |
| 9     | HARYANA                   | 1848.01                 | 1801.01                      | 1789.01   | 0.00          | 0.00      | 3590.02   |                |
| 10    | HIMACHAL PRADESH          | 5244.16                 | 4450.04                      | 4592.37   | 9.40          | 48.00     | 9099.81   |                |
| 11    | JAMMU & KASHMIR           | 5336.00                 | 5178.00                      | 773.50    | 0.00          | 0.00      | 5951.50   |                |
| 12    | JHARKHAND                 | 65844.83                | 42934.18                     | 21034.70  | 3643.74       | 2557.91   | 70170.53  |                |
| 13    | KARNATAKA                 | 100532.97               | 75691.16                     | 25872.97  | 11359.60      | 7492.59   | 120416.32 |                |
| 14    | KERALA                    | 63905.81                | 13068.45                     | 15688.84  | 28013.97      | 9322.95   | 66094.21  |                |
| 15    | MADHYA PRADESH            | 97498.81                | 9482.32                      | 90836.65  | 853.37        | 739.38    | 101911.72 |                |
| 16    | MAHARASHTRA               | 550122.42               | 300545.18                    | 252710.25 | 49008.57      | 26283.26  | 628547.26 |                |
| 17    | MANIPUR                   | 3093.00                 | 2992.00                      | 1012.00   | 15.00         | 14.00     | 4033.00   |                |
| 18    | MEGHALAYA                 | 142.00                  | 130.00                       | 8.00      | 2.00          | 8.00      | 148.00    |                |
| 19    | NAGALAND                  | 350.50                  | 270.00                       | 87.00     | 28.00         | 35.00     | 420.00    |                |
| 20    | ODISHA                    | 253410.95               | 211906.32                    | 130276.78 | 1998.57       | 314.21    | 344495.88 |                |
| 21    | PUNJAB                    | 4100.89                 | 4013.94                      | 4012.95   | 64.12         | 7.40      | 8098.41   |                |
| 22    | RAJASTHAN                 | 84054.51                | 1928.71                      | 82778.35  | 122.16        | 215.38    | 85044.60  |                |
| 23    | TAMIL NADU                | 22432.22                | 8132.35                      | 13982.55  | 2211.39       | 737.70    | 25063.99  |                |
| 24    | TELENGANA                 | 52988.74                | 46753.83                     | 36129.35  | 282.31        | 10.74     | 83176.23  |                |
| 25    | TRIPURA                   | 53343.92                | 45103.60                     | 39119.83  | 145.00        | 9642.27   | 94010.70  |                |

(In Hectares)

| S.No. | State         | Culturable Command Area | Irrigation potential created |            |           |           |                | Total (4 to 7) |
|-------|---------------|-------------------------|------------------------------|------------|-----------|-----------|----------------|----------------|
|       |               |                         | Khairif                      | Rabi       | Perennial | Other     | Total (4 to 7) |                |
| (1)   | (2)           | (3)                     | (4)                          | (5)        | (6)       | (7)       | (8)            |                |
| 26    | UTTARAKHAND   | 5971.23                 | 4450.83                      | 4341.73    | 266.72    | 914.09    | 9973.37        |                |
| 27    | UTTAR PRADESH | 174206.63               | 73542.80                     | 108389.79  | 16445.73  | 23398.88  | 221777.20      |                |
| 28    | WEST BENGAL   | 162559.98               | 117515.14                    | 90640.27   | 11334.84  | 42134.59  | 261624.84      |                |
|       | <b>Total</b>  | 2002651.22              | 1178467.33                   | 1080552.44 | 136320.36 | 128575.30 | 2523915.43     |                |

**MINOR IRRIGATION CENSUS (2017-18)**

**TABLE 6.19.3: CCA AND SEASON WISE POTENTIAL CREATED THROUGH TEMPORARILY NOT IN USE SURFACE LIFT SCHEMES**

(In Hectares)

| S.No. | State                     | Culturable Command Area | Irrigation potential created |          |           |        | Total (4 to 7) |
|-------|---------------------------|-------------------------|------------------------------|----------|-----------|--------|----------------|
|       |                           |                         | Khairif                      | Rabi     | Perennial | Other  |                |
| (1)   | (2)                       | (3)                     | (4)                          | (5)      | (6)       | (7)    | (8)            |
| 1     | ANDAMAN & NICOBAR ISLANDS | 99.36                   | 32.90                        | 45.80    | 21.80     | 9.00   | 109.50         |
| 2     | ANDHRA PRADESH            | 10671.12                | 8068.78                      | 5524.28  | 10.81     | 1.22   | 13605.09       |
| 3     | ARUNACHAL PRADESH         | 30.00                   | 20.00                        | 15.00    | 10.00     | 0.00   | 45.00          |
| 4     | ASSAM                     | 10571.81                | 9098.74                      | 5542.87  | 1.30      | 37.70  | 14680.61       |
| 5     | BIHAR                     | 1182.80                 | 1020.40                      | 867.80   | 65.10     | 36.70  | 1990.00        |
| 6     | CHHATISGARH               | 390.70                  | 205.77                       | 237.12   | 1.30      | 0.70   | 444.89         |
| 7     | GOA                       | 6.16                    | 0.00                         | 6.16     | 0.00      | 0.00   | 6.16           |
| 8     | GUJARAT                   | 3.00                    | 1.67                         | 2.08     | 0.00      | 0.00   | 3.75           |
| 9     | HARYANA                   | 3.00                    | 3.00                         | 3.00     | 0.00      | 0.00   | 6.00           |
| 10    | HIMACHAL PRADESH          | 239.89                  | 239.29                       | 238.29   | 0.00      | 14.00  | 491.58         |
| 11    | JAMMU & KASHMIR           | 0.00                    | 0.00                         | 0.00     | 0.00      | 0.00   | 0.00           |
| 12    | JHARKHAND                 | 1368.37                 | 990.64                       | 401.41   | 53.55     | 61.04  | 1506.64        |
| 13    | KARNATAKA                 | 52.03                   | 46.31                        | 2.74     | 3.26      | 1.00   | 53.31          |
| 14    | KERALA                    | 580.89                  | 89.45                        | 83.02    | 400.87    | 36.09  | 609.43         |
| 15    | MADHYA PRADESH            | 345.12                  | 80.06                        | 278.45   | 8.10      | 4.79   | 371.40         |
| 16    | MAHARASHTRA               | 720.40                  | 605.84                       | 104.66   | 26.78     | 0.00   | 737.28         |
| 17    | MANIPUR                   | 0.00                    | 0.00                         | 0.00     | 0.00      | 0.00   | 0.00           |
| 18    | NAGALAND                  | 109.20                  | 59.20                        | 36.00    | 0.00      | 15.00  | 110.20         |
| 19    | ODISHA                    | 22533.24                | 20366.04                     | 13045.27 | 74.77     | 62.85  | 33548.93       |
| 20    | PUNJAB                    | 23.92                   | 23.92                        | 23.92    | 0.00      | 0.00   | 47.84          |
| 21    | RAJASTHAN                 | 4409.43                 | 620.98                       | 4136.98  | 0.25      | 0.00   | 4758.21        |
| 22    | TAMIL NADU                | 1393.35                 | 852.17                       | 397.48   | 142.47    | 45.43  | 1437.55        |
| 23    | TELENGANA                 | 729.90                  | 670.57                       | 368.47   | 4.57      | 2.84   | 1046.45        |
| 24    | TRIPURA                   | 2843.80                 | 2510.40                      | 1181.30  | 3.00      | 153.00 | 3847.70        |

(In Hectares)

| S.No. | State         | Culturable Command Area | Irrigation potential created |          |           |         | Total (4 to 7) |
|-------|---------------|-------------------------|------------------------------|----------|-----------|---------|----------------|
|       |               |                         | Kharif                       | Rabi     | Perennial | Other   |                |
| (1)   | (2)           | (3)                     | (4)                          | (5)      | (6)       | (7)     | (8)            |
| 25    | UTTARAKHAND   | 940.18                  | 643.65                       | 614.45   | 43.75     | 145.63  | 1447.48        |
| 26    | UTTAR PRADESH | 1506.93                 | 734.52                       | 659.27   | 171.52    | 171.73  | 1737.04        |
| 27    | WEST BENGAL   | 7370.90                 | 5399.36                      | 4435.53  | 326.24    | 1751.49 | 11912.62       |
|       | <b>Total</b>  | 68125.50                | 52383.66                     | 38251.35 | 1369.44   | 2550.21 | 94554.66       |

**MINOR IRRIGATION CENSUS (2017-18)**

**TABLE 6.19.4: CCA AND SEASON WISE POTENTIAL CREATED THROUGH PERMANENTLY NOT IN USE SURFACE LIFT SCHEMES**

(In Hectares)

| S.No. | State                     | Culturable Command Area<br>(3) | Irrigation potential created |             |                  |              | Total (4 to 7) |
|-------|---------------------------|--------------------------------|------------------------------|-------------|------------------|--------------|----------------|
|       |                           |                                | Kharif<br>(4)                | Rabi<br>(5) | Perennial<br>(6) | Other<br>(7) |                |
| (1)   | (2)                       |                                |                              |             |                  |              | (8)            |
| 1     | ANDAMAN & NICOBAR ISLANDS | 47.90                          | 13.90                        | 21.50       | 10.10            | 8.90         | 54.40          |
| 2     | ANDHRA PRADESH            | 6384.25                        | 4955.65                      | 2256.18     | 6.89             | 0.82         | 7219.54        |
| 3     | ASSAM                     | 13908.48                       | 11781.66                     | 6454.82     | 0.00             | 0.00         | 18236.48       |
| 4     | BIHAR                     | 5721.00                        | 4798.00                      | 3473.00     | 245.00           | 178.00       | 8694.00        |
| 5     | CHHATISGARH               | 471.39                         | 327.31                       | 166.69      | 0.00             | 0.00         | 494.00         |
| 6     | GOA                       | 0.00                           | 0.00                         | 0.00        | 0.00             | 0.00         | 0.00           |
| 7     | HARYANA                   | 37.20                          | 37.20                        | 35.20       | 0.00             | 0.00         | 72.40          |
| 8     | HIMACHAL PRADESH          | 24.77                          | 22.87                        | 21.87       | 0.00             | 0.00         | 44.74          |
| 9     | JAMMU & KASHMIR           | 0.00                           | 0.00                         | 0.00        | 0.00             | 0.00         | 0.00           |
| 10    | JHARKHAND                 | 429.80                         | 231.16                       | 135.16      | 29.13            | 55.10        | 450.55         |
| 11    | KARNATAKA                 | 128.36                         | 86.27                        | 36.40       | 17.09            | 36.47        | 176.23         |
| 12    | KERALA                    | 61.31                          | 2.46                         | 32.53       | 23.68            | 3.77         | 62.44          |
| 13    | MADHYA PRADESH            | 20.75                          | 0.35                         | 0.65        | 0.05             | 20.05        | 21.10          |
| 14    | MAHARASHTRA               | 97.71                          | 59.80                        | 39.69       | 0.70             | 0.00         | 100.19         |
| 15    | MANIPUR                   | 0.00                           | 0.00                         | 0.00        | 0.00             | 0.00         | 0.00           |
| 16    | ODISHA                    | 10846.24                       | 9107.12                      | 5560.18     | 1.00             | 1.00         | 14669.30       |
| 17    | PUNJAB                    | 25.87                          | 25.87                        | 25.87       | 0.00             | 0.00         | 51.74          |
| 18    | RAJASTHAN                 | 511.46                         | 14.60                        | 498.36      | 0.00             | 0.00         | 512.96         |
| 19    | TAMIL NADU                | 361.71                         | 118.66                       | 95.68       | 139.89           | 7.48         | 361.71         |
| 20    | TELENGANA                 | 1339.77                        | 1320.64                      | 1207.41     | 0.00             | 0.00         | 2528.05        |
| 21    | TRIPURA                   | 850.82                         | 800.00                       | 305.50      | 0.00             | 145.00       | 1250.50        |
| 22    | UTTARAKHAND               | 1263.55                        | 923.02                       | 916.75      | 50.25            | 133.41       | 2023.43        |
| 23    | UTTAR PRADESH             | 1000.45                        | 361.09                       | 575.95      | 83.58            | 66.98        | 1087.60        |
| 24    | WEST BENGAL               | 5582.92                        | 4465.47                      | 3814.04     | 280.27           | 1353.12      | 9912.90        |
|       | <b>Total</b>              | 49115.71                       | 39453.10                     | 25673.43    | 887.63           | 2010.10      | 68024.26       |



**MINOR IRRIGATION CENSUS (2017-18)**

**TABLE 6.20.1: SEASON WISE POTENTIAL UTILISED THROUGH SURFACE LIFT SCHEMES-ALL**

(In Hectares)

| S.No. | State                     | Area Irrigated during 2017-2018        |          |           |         |                |                 |           |           |          |                 | Total        |            |                  |               |              |
|-------|---------------------------|--|----------|-----------|---------|----------------|-----------------|-----------|-----------|----------|-----------------|--------------|------------|------------------|---------------|--------------|
|       |                           | Inside Command of Major/Medium Project |          |           |         |                | Outside Command |           |           |          |                 | Total        |            |                  |               |              |
|       |                           | Kharif                                 | Rabi     | Perennial | Others  | Total (3 to 6) | Kharif          | Rabi      | Perennial | Others   | Total (8 to 11) | Kharif (3+8) | Rabi (4+9) | Perennial (5+10) | Others (6+11) | Total (7+12) |
| (1)   | (2)                       | (3)                                    | (4)      | (5)       | (6)     | (7)            | (8)             | (9)       | (10)      | (11)     | (12)            | (13)         | (14)       | (15)             | (16)          | (17)         |
| 1     | ANDAMAN & NICOBAR ISLANDS | 0.40                                   | 0.30     | 0.80      | 0.00    | 1.50           | 474.30          | 1012.79   | 828.43    | 148.57   | 2464.09         | 474.70       | 1013.09    | 829.23           | 148.57        | 2465.59      |
| 2     | ANDHRA PRADESH            | 19105.33                               | 8277.49  | 578.28    | 48.78   | 28009.88       | 35695.04        | 27885.93  | 2499.90   | 581.99   | 66662.86        | 54800.37     | 36163.42   | 3078.18          | 630.77        | 94672.74     |
| 3     | ARUNACHAL PRADESH         | 0.00                                   | 0.00     | 0.00      | 0.00    | 0.00           | 25.00           | 15.00     | 10.00     | 0.00     | 50.00           | 25.00        | 15.00      | 10.00            | 0.00          | 50.00        |
| 4     | ASSAM                     | 406.51                                 | 317.70   | 0.80      | 16.80   | 741.81         | 27899.12        | 16935.17  | 33.85     | 90.03    | 44958.17        | 28305.63     | 17252.87   | 34.65            | 106.83        | 45699.98     |
| 5     | BIHAR                     | 320.16                                 | 164.85   | 58.54     | 60.00   | 603.55         | 27339.29        | 12289.43  | 2152.10   | 2012.93  | 43793.75        | 27659.45     | 12454.28   | 2210.64          | 2072.93       | 44397.30     |
| 6     | CHHATTISGARH              | 340.64                                 | 250.11   | 0.00      | 0.00    | 590.75         | 14704.87        | 17312.02  | 13.29     | 1.44     | 32031.62        | 15045.51     | 17562.13   | 13.29            | 1.44          | 32622.37     |
| 7     | GOA                       | 0.00                                   | 40.00    | 130.81    | 0.70    | 171.51         | 0.63            | 274.21    | 1896.56   | 31.65    | 2203.05         | 0.63         | 314.21     | 2027.37          | 32.35         | 2374.56      |
| 8     | GUJARAT                   | 1.00                                   | 0.75     | 0.00      | 0.00    | 1.75           | 11742.04        | 11543.31  | 0.85      | 0.20     | 23286.40        | 11743.04     | 11544.06   | 0.85             | 0.20          | 23288.15     |
| 9     | HARYANA                   | 26.00                                  | 23.00    | 0.00      | 0.00    | 49.00          | 1777.01         | 1768.01   | 0.00      | 0.00     | 3545.02         | 1803.01      | 1791.01    | 0.00             | 0.00          | 3594.02      |
| 10    | HIMACHAL PRADESH          | 0.00                                   | 0.00     | 0.00      | 0.00    | 0.00           | 3874.45         | 4091.98   | 4.90      | 62.00    | 8033.33         | 3874.45      | 4091.98    | 4.90             | 62.00         | 8033.33      |
| 11    | JAMMU & KASHMIR           | 209.00                                 | 52.00    | 0.00      | 0.00    | 261.00         | 4860.00         | 489.50    | 0.00      | 0.00     | 5349.50         | 5069.00      | 541.50     | 0.00             | 0.00          | 5610.50      |
| 12    | JHARKHAND                 | 136.45                                 | 99.94    | 15.79     | 16.21   | 268.39         | 33602.05        | 16213.42  | 2532.95   | 1704.17  | 54052.59        | 33738.50     | 16313.36   | 2548.74          | 1720.38       | 54320.98     |
| 13    | KARNATAKA                 | 2497.53                                | 1634.75  | 138.83    | 1121.51 | 5392.62        | 72788.86        | 23798.04  | 10934.66  | 6120.61  | 113642.17       | 75286.39     | 25432.79   | 11073.49         | 7242.12       | 119034.79    |
| 14    | KERALA                    | 1117.39                                | 1686.42  | 1855.35   | 121.83  | 4780.99        | 11209.39        | 13388.68  | 26096.02  | 8695.49  | 59389.58        | 12326.78     | 15075.10   | 27951.37         | 8817.32       | 64170.57     |
| 15    | MADHYA PRADESH            | 192.56                                 | 1274.70  | 49.80     | 70.50   | 1587.56        | 6476.10         | 76491.09  | 668.17    | 523.27   | 84158.63        | 6668.66      | 77765.79   | 717.97           | 593.77        | 85746.19     |
| 16    | MAHARASHTRA               | 68586.74                               | 76063.86 | 10452.96  | 7.00    | 155110.56      | 177305.22       | 126149.69 | 35192.56  | 26276.16 | 364923.63       | 245891.96    | 202213.55  | 45645.52         | 26283.16      | 520034.19    |
| 17    | MANIPUR                   | 0.00                                   | 0.00     | 0.00      | 0.00    | 0.00           | 2789.00         | 804.00    | 12.00     | 9.00     | 3614.00         | 2789.00      | 804.00     | 12.00            | 9.00          | 3614.00      |
| 18    | MEGHALAYA                 | 0.00                                   | 0.00     | 0.00      | 0.00    | 0.00           | 129.00          | 6.00      | 2.00      | 7.00     | 144.00          | 129.00       | 6.00       | 2.00             | 7.00          | 144.00       |
| 19    | NAGALAND                  | 0.00                                   | 0.00     | 0.00      | 0.00    | 0.00           | 182.20          | 66.00     | 16.00     | 11.00    | 275.20          | 182.20       | 66.00      | 16.00            | 11.00         | 275.20       |
| 20    | ODISHA                    | 27084.67                               | 18007.75 | 80.69     | 85.67   | 45258.78       | 121123.27       | 69006.22  | 1617.57   | 126.25   | 191873.31       | 148207.94    | 87013.97   | 1698.26          | 211.92        | 237132.09    |
| 21    | PUNJAB                    | 126.90                                 | 126.90   | 0.00      | 0.00    | 253.80         | 3885.66         | 3884.67   | 58.12     | 7.40     | 7835.85         | 4012.56      | 4011.57    | 58.12            | 7.40          | 8089.65      |
| 22    | RAJASTHAN                 | 239.70                                 | 11914.90 | 1.26      | 3.00    | 12158.86       | 759.89          | 62661.15  | 118.27    | 209.18   | 63748.49        | 999.59       | 74576.05   | 119.53           | 212.18        | 75907.35     |

(In Hectares)

| S.No. | State         | Area Irrigated during 2017-2018        |             |                  |               |                   |               |                 |                   |                |                    |                 |               |                     |                  |                     |  |  |
|-------|---------------|--|-------------|------------------|---------------|-------------------|---------------|-----------------|-------------------|----------------|--------------------|-----------------|---------------|---------------------|------------------|---------------------|--|--|
|       |               | Inside Command of Major/Medium Project |             |                  |               |                   |               | Outside Command |                   |                |                    |                 |               | Total               |                  |                     |  |  |
|       |               | Kharif<br>(3)                          | Rabi<br>(4) | Perennial<br>(5) | Others<br>(6) | Total<br>(3 to 6) | Kharif<br>(8) | Rabi<br>(9)     | Perennial<br>(10) | Others<br>(11) | Total<br>(8 to 11) | Kharif<br>(3+8) | Rabi<br>(4+9) | Perennial<br>(5+10) | Others<br>(6+11) | Total<br>(7<br>+12) |  |  |
| (1)   | (2)           |  |             |                  |               |                   |               |                 |                   |                |                    |                 |               |                     |                  |                     |  |  |
| 23    | TAMIL NADU    | 556.27                                 | 712.65      | 87.69            | 110.37        | 1466.98           | 6907.87       | 12978.46        | 2010.24           | 390.41         | 22286.98           | 7464.14         | 13691.11      | 2097.93             | 500.78           | 23753.96            |  |  |
| 24    | TELENGANA     | 11933.97                               | 9361.52     | 155.27           | 0.81          | 21451.57          | 30518.04      | 23044.51        | 129.80            | 12.17          | 53704.52           | 42452.01        | 32406.03      | 285.07              | 12.98            | 75156.09            |  |  |
| 25    | TRIPURA       | 2329.00                                | 2056.00     | 0.00             | 566.00        | 4951.00           | 35279.82      | 31052.69        | 131.00            | 6956.47        | 73419.98           | 37608.82        | 33108.69      | 131.00              | 7522.47          | 78370.98            |  |  |
| 26    | UTTARAKHAND   | 4.00                                   | 2.00        | 0.00             | 0.00          | 6.00              | 4413.96       | 4263.18         | 280.27            | 699.59         | 9657.00            | 4417.96         | 4265.18       | 280.27              | 699.59           | 9663.00             |  |  |
| 27    | UTTAR PRADESH | 13598.22                               | 15747.46    | 1314.23          | 1222.33       | 31882.24          | 43947.44      | 77051.71        | 11499.77          | 8889.79        | 141388.71          | 57545.66        | 92799.17      | 12814.00            | 10112.12         | 173270.95           |  |  |
| 28    | WEST BENGAL   | 2345.99                                | 1463.63     | 181.68           | 437.24        | 4428.54           | 99734.77      | 54646.21        | 9041.96           | 36236.91       | 199659.85          | 102080.76       | 56109.84      | 9223.64             | 36674.15         | 204088.39           |  |  |
|       | <b>Total</b>  | 151158.43                              | 149278.68   | 15102.78         | 3888.75       | 319428.64         | 779444.29     | 689123.07       | 107781.24         | 99803.68       | 1676152.28         | 930602.72       | 838401.75     | 122884.02           | 103692.43        | 1995580.92          |  |  |

**MINOR IRRIGATION CENSUS (2017-18)**

**TABLE 6.20.2: SEASON WISE POTENTIAL UTILISED THROUGH IN USE SURFACE LIFT SCHEMES**

(In Hectares)

| S.No. | State                     | Area Irrigated during 2017-2018        |          |           |         |                |           |                 |           |          |                 |              |            |                  |               |              |
|-------|---------------------------|--|----------|-----------|---------|----------------|-----------|-----------------|-----------|----------|-----------------|--------------|------------|------------------|---------------|--------------|
|       |                           | Inside Command of Major/Medium Project |          |           |         |                |           | Outside Command |           |          |                 |              |            | Total            |               |              |
|       |                           | Kharif                                 | Rabi     | Perennial | Others  | Total (3 to 6) | Kharif    | Rabi            | Perennial | Others   | Total (8 to 11) | Kharif (3+8) | Rabi (4+9) | Perennial (5+10) | Others (6+11) | Total (7+12) |
| (1)   | (2)                       | (3)                                    | (4)      | (5)       | (6)     | (7)            | (8)       | (9)             | (10)      | (11)     | (12)            | (13)         | (14)       | (15)             | (16)          | (17)         |
| 1     | ANDAMAN & NICOBAR ISLANDS | 0.40                                   | 0.30     | 0.80      | 0.00    | 1.50           | 469.26    | 1006.06         | 823.12    | 147.47   | 2445.91         | 469.66       | 1006.36    | 823.92           | 147.47        | 2447.41      |
| 2     | ANDHRA PRADESH            | 18481.22                               | 8171.31  | 578.28    | 48.78   | 27279.59       | 35467.87  | 27611.62        | 2499.90   | 581.99   | 66161.38        | 53949.09     | 35782.93   | 3078.18          | 630.77        | 93440.97     |
| 3     | ARUNACHAL PRADESH         | 0.00                                   | 0.00     | 0.00      | 0.00    | 0.00           | 10.00     | 5.00            | 0.00      | 0.00     | 15.00           | 10.00        | 5.00       | 0.00             | 0.00          | 15.00        |
| 4     | ASSAM                     | 359.01                                 | 291.30   | 0.30      | 2.40    | 653.01         | 26218.22  | 15960.87        | 33.15     | 90.03    | 42302.27        | 26577.23     | 16252.17   | 33.45            | 92.43         | 42955.28     |
| 5     | BIHAR                     | 304.16                                 | 158.85   | 56.54     | 59.00   | 578.55         | 26570.29  | 12127.48        | 2119.20   | 2005.43  | 42822.40        | 26874.45     | 12286.33   | 2175.74          | 2064.43       | 43400.95     |
| 6     | CHHATISGARH               | 336.76                                 | 234.21   | 0.00      | 0.00    | 570.97         | 14618.49  | 17234.93        | 13.29     | 1.44     | 31868.15        | 14955.25     | 17469.14   | 13.29            | 1.44          | 32439.12     |
| 7     | GOA                       | 0.00                                   | 40.00    | 130.81    | 0.70    | 171.51         | 0.63      | 271.55          | 1896.56   | 31.65    | 2200.39         | 0.63         | 311.55     | 2027.37          | 32.35         | 2371.90      |
| 8     | GUJARAT                   | 1.00                                   | 0.75     | 0.00      | 0.00    | 1.75           | 11740.37  | 11541.91        | 0.85      | 0.20     | 23283.33        | 11741.37     | 11542.66   | 0.85             | 0.20          | 23285.08     |
| 9     | HARYANA                   | 26.00                                  | 23.00    | 0.00      | 0.00    | 49.00          | 1774.01   | 1765.01         | 0.00      | 0.00     | 3539.02         | 1800.01      | 1788.01    | 0.00             | 0.00          | 3588.02      |
| 10    | HIMACHAL PRADESH          | 0.00                                   | 0.00     | 0.00      | 0.00    | 0.00           | 3659.16   | 3876.69         | 4.90      | 48.00    | 7588.75         | 3659.16      | 3876.69    | 4.90             | 48.00         | 7588.75      |
| 11    | JAMMU & KASHMIR           | 209.00                                 | 52.00    | 0.00      | 0.00    | 261.00         | 4860.00   | 489.50          | 0.00      | 0.00     | 5349.50         | 5069.00      | 541.50     | 0.00             | 0.00          | 5610.50      |
| 12    | JHARKHAND                 | 135.83                                 | 99.44    | 15.79     | 16.21   | 267.27         | 33005.19  | 16002.66        | 2514.01   | 1688.71  | 53210.57        | 33141.02     | 16102.10   | 2529.80          | 1704.92       | 53477.84     |
| 13    | KARNATAKA                 | 2495.03                                | 1634.55  | 138.43    | 1121.51 | 5389.52        | 72747.68  | 23795.50        | 10931.80  | 6119.61  | 113594.59       | 75242.71     | 25430.05   | 11070.23         | 7241.12       | 118984.11    |
| 14    | KERALA                    | 1115.19                                | 1684.17  | 1848.45   | 119.56  | 4767.37        | 11127.32  | 13314.10        | 25705.00  | 8672.17  | 58818.59        | 12242.51     | 14998.27   | 27553.45         | 8791.73       | 63585.96     |
| 15    | MADHYA PRADESH            | 192.56                                 | 1274.70  | 49.80     | 70.50   | 1587.56        | 6407.14   | 76224.27        | 660.17    | 518.59   | 83810.17        | 6599.70      | 77498.97   | 709.97           | 589.09        | 85397.73     |
| 16    | MAHARASHTRA               | 68549.64                               | 76022.36 | 10434.26  | 7.00    | 155013.26      | 177013.76 | 126100.18       | 35190.62  | 26276.16 | 364580.72       | 245563.40    | 202122.54  | 45624.88         | 26283.16      | 519593.98    |
| 17    | MANIPUR                   | 0.00                                   | 0.00     | 0.00      | 0.00    | 0.00           | 2789.00   | 804.00          | 12.00     | 9.00     | 3614.00         | 2789.00      | 804.00     | 12.00            | 9.00          | 3614.00      |
| 18    | MEGHALAYA                 | 0.00                                   | 0.00     | 0.00      | 0.00    | 0.00           | 129.00    | 6.00            | 2.00      | 7.00     | 144.00          | 129.00       | 6.00       | 2.00             | 7.00          | 144.00       |
| 19    | NAGALAND                  | 0.00                                   | 0.00     | 0.00      | 0.00    | 0.00           | 180.00    | 66.00           | 16.00     | 11.00    | 273.00          | 180.00       | 66.00      | 16.00            | 11.00         | 273.00       |
| 20    | ODISHA                    | 26597.05                               | 17713.89 | 79.17     | 84.37   | 44474.48       | 119062.02 | 67739.91        | 1604.02   | 120.25   | 188526.20       | 145659.07    | 85453.80   | 1683.19          | 204.62        | 233000.68    |
| 21    | PUNJAB                    | 124.90                                 | 124.90   | 0.00      | 0.00    | 249.80         | 3863.74   | 3862.75         | 58.12     | 7.40     | 7792.01         | 3988.64      | 3987.65    | 58.12            | 7.40          | 8041.81      |
| 22    | RAJASTHAN                 | 236.10                                 | 11910.29 | 1.26      | 3.00    | 12150.65       | 759.89    | 62035.77        | 118.27    | 209.18   | 63123.11        | 995.99       | 73946.06   | 119.53           | 212.18        | 75273.76     |

(In Hectares)

| S.No. | State         | Area Irrigated during 2017-2018        |             |                  |               |                          |               |                 |                   |                |                            |                |              |                   |                |                             |  |  |
|-------|---------------|--|-------------|------------------|---------------|--------------------------|---------------|-----------------|-------------------|----------------|----------------------------|----------------|--------------|-------------------|----------------|-----------------------------|--|--|
|       |               | Inside Command of Major/Medium Project |             |                  |               |                          |               | Outside Command |                   |                |                            |                |              | Total             |                |                             |  |  |
|       |               | Kharif<br>(3)                          | Rabi<br>(4) | Perennial<br>(5) | Others<br>(6) | Total<br>(3 to 6)<br>(7) | Kharif<br>(8) | Rabi<br>(9)     | Perennial<br>(10) | Others<br>(11) | Total<br>(8 to 11)<br>(12) | Kharif<br>(13) | Rabi<br>(14) | Perennial<br>(15) | Others<br>(16) | Total<br>(7<br>+12)<br>(17) |  |  |
| 23    | TAMIL NADU    | 411.46                                 | 645.76      | 87.69            | 110.37        | 1255.28                  | 6492.60       | 12679.89        | 1968.87           | 345.59         | 21486.95                   | 6904.06        | 13325.65     | 2056.56           | 455.96         | 22742.23                    |  |  |
| 24    | TELENGANA     | 11861.63                               | 9315.64     | 155.27           | 0.81          | 21333.35                 | 30420.90      | 2296086         | 126.07            | 9.73           | 53517.56                   | 42282.53       | 32276.50     | 281.34            | 10.54          | 74850.91                    |  |  |
| 25    | TRIPURA       | 2275.00                                | 2041.00     | 0.00             | 566.00        | 4882.00                  | 34714.32      | 30625.54        | 129.00            | 6938.47        | 72407.33                   | 36989.32       | 32666.54     | 129.00            | 7504.47        | 77289.33                    |  |  |
| 26    | UTTARAKHAND   | 4.00                                   | 2.00        | 0.00             | 0.00          | 6.00                     | 4074.06       | 3938.28         | 247.47            | 647.19         | 8907.00                    | 4078.06        | 3940.28      | 247.47            | 647.19         | 8913.00                     |  |  |
| 27    | UTTAR PRADESH | 13591.22                               | 15736.46    | 1312.23          | 1219.83       | 31859.74                 | 43386.37      | 76462.64        | 11339.65          | 8729.14        | 139917.80                  | 56977.59       | 92199.10     | 12651.88          | 9948.97        | 171777.54                   |  |  |
| 28    | WEST BENGAL   | 2210.34                                | 1395.62     | 169.14           | 422.71        | 4197.81                  | 95109.28      | 53209.97        | 8831.70           | 35213.89       | 192364.84                  | 97319.62       | 54605.59     | 9000.84           | 35636.60       | 196562.65                   |  |  |
|       | <b>Total</b>  | 149517.50                              | 148572.50   | 15058.22         | 3852.75       | 317000.97                | 766670.57     | 681718.94       | 106845.74         | 98429.29       | 1653664.54                 | 916188.07      | 830291.44    | 121903.96         | 102282.04      | 1970665.51                  |  |  |

**MINOR IRRIGATION CENSUS (2017-18)**

**TABLE 6.20.3: SEASON WISE POTENTIAL UTILISED THROUGH TEMPORARILY NOT IN USE SURFACE LIFT SCHEMES**

(In Hectares)

| S.No. | State                     | Area Irrigated during 2017-2018        |             |                  |               |                   |                    |                 |             |                   |                |               |                |              |                   |                |               |
|-------|---------------------------|--|-------------|------------------|---------------|-------------------|--------------------|-----------------|-------------|-------------------|----------------|---------------|----------------|--------------|-------------------|----------------|---------------|
|       |                           | Inside Command of Major/Medium Project |             |                  |               |                   |                    | Outside Command |             |                   |                |               |                | Total        |                   |                |               |
|       |                           | Kharif<br>(3)                          | Rabi<br>(4) | Perennial<br>(5) | Others<br>(6) | Total<br>(3 to 6) | Total<br>(8 to 11) | Kharif<br>(8)   | Rabi<br>(9) | Perennial<br>(10) | Others<br>(11) | Total<br>(12) | Kharif<br>(13) | Rabi<br>(14) | Perennial<br>(15) | Others<br>(16) | Total<br>(17) |
| 1     | ANDAMAN & NICOBAR ISLANDS | 0.00                                   | 0.00        | 0.00             | 0.00          | 0.00              | 18.18              | 5.04            | 6.73        | 5.31              | 1.10           | 18.18         | 5.04           | 6.73         | 5.31              | 1.10           | 18.18         |
| 2     | ANDHRA PRADESH            | 624.11                                 | 106.18      | 0.00             | 0.00          | 730.29            | 227.17             | 274.31          | 0.00        | 0.00              | 501.48         | 851.28        | 380.49         | 0.00         | 0.00              | 1231.77        |               |
| 3     | ARUNACHAL PRADESH         | 0.00                                   | 0.00        | 0.00             | 0.00          | 0.00              | 15.00              | 10.00           | 10.00       | 0.00              | 35.00          | 15.00         | 10.00          | 10.00        | 0.00              | 35.00          |               |
| 4     | ASSAM                     | 47.50                                  | 26.40       | 0.50             | 14.40         | 88.80             | 1680.90            | 974.30          | 0.70        | 0.00              | 2655.90        | 1728.40       | 1000.70        | 1.20         | 14.40             | 2744.70        |               |
| 5     | BIHAR                     | 16.00                                  | 6.00        | 2.00             | 1.00          | 25.00             | 769.00             | 161.95          | 32.90       | 7.50              | 971.35         | 785.00        | 167.95         | 34.90        | 8.50              | 996.35         |               |
| 6     | CHHATTISGARH              | 3.88                                   | 15.90       | 0.00             | 0.00          | 19.78             | 86.38              | 77.09           | 0.00        | 0.00              | 163.47         | 90.26         | 92.99          | 0.00         | 0.00              | 183.25         |               |
| 7     | GOA                       | 0.00                                   | 0.00        | 0.00             | 0.00          | 0.00              | 0.00               | 2.66            | 0.00        | 0.00              | 2.66           | 0.00          | 2.66           | 0.00         | 0.00              | 2.66           |               |
| 8     | GUJARAT                   | 0.00                                   | 0.00        | 0.00             | 0.00          | 0.00              | 1.67               | 1.40            | 0.00        | 0.00              | 3.07           | 1.67          | 1.40           | 0.00         | 0.00              | 3.07           |               |
| 9     | HARYANA                   | 0.00                                   | 0.00        | 0.00             | 0.00          | 0.00              | 3.00               | 3.00            | 0.00        | 0.00              | 6.00           | 3.00          | 3.00           | 0.00         | 0.00              | 6.00           |               |
| 10    | HIMACHAL PRADESH          | 0.00                                   | 0.00        | 0.00             | 0.00          | 0.00              | 215.29             | 215.29          | 0.00        | 14.00             | 444.58         | 215.29        | 215.29         | 0.00         | 14.00             | 444.58         |               |
| 11    | JAMMU & KASHMIR           | 0.00                                   | 0.00        | 0.00             | 0.00          | 0.00              | 0.00               | 0.00            | 0.00        | 0.00              | 0.00           | 0.00          | 0.00           | 0.00         | 0.00              | 0.00           |               |
| 12    | JHARKHAND                 | 0.62                                   | 0.50        | 0.00             | 0.00          | 1.12              | 596.86             | 210.76          | 18.94       | 15.46             | 842.02         | 597.48        | 211.26         | 18.94        | 15.46             | 843.14         |               |
| 13    | KARNATAKA                 | 2.50                                   | 0.20        | 0.40             | 0.00          | 3.10              | 41.18              | 2.54            | 2.86        | 1.00              | 47.58          | 43.68         | 2.74           | 3.26         | 1.00              | 50.68          |               |
| 14    | KERALA                    | 2.20                                   | 2.25        | 6.90             | 2.27          | 13.62             | 82.07              | 74.58           | 391.02      | 23.32             | 570.99         | 84.27         | 76.83          | 397.92       | 25.59             | 584.61         |               |
| 15    | MADHYA PRADESH            | 0.00                                   | 0.00        | 0.00             | 0.00          | 0.00              | 68.96              | 266.82          | 8.00        | 4.68              | 348.46         | 68.96         | 266.82         | 8.00         | 4.68              | 348.46         |               |
| 16    | MAHARASHTRA               | 37.10                                  | 41.50       | 18.70            | 0.00          | 97.30             | 291.46             | 49.51           | 1.94        | 0.00              | 342.91         | 328.56        | 91.01          | 20.64        | 0.00              | 440.21         |               |
| 17    | MANIPUR                   | 0.00                                   | 0.00        | 0.00             | 0.00          | 0.00              | 0.00               | 0.00            | 0.00        | 0.00              | 0.00           | 0.00          | 0.00           | 0.00         | 0.00              | 0.00           |               |
| 18    | NAGALAND                  | 0.00                                   | 0.00        | 0.00             | 0.00          | 0.00              | 2.20               | 0.00            | 0.00        | 0.00              | 2.20           | 2.20          | 0.00           | 0.00         | 0.00              | 2.20           |               |
| 19    | ODISHA                    | 487.62                                 | 293.86      | 1.52             | 1.30          | 784.30            | 2061.25            | 1266.31         | 13.55       | 6.00              | 3347.11        | 2548.87       | 1560.17        | 15.07        | 7.30              | 4131.41        |               |
| 20    | PUNJAB                    | 2.00                                   | 2.00        | 0.00             | 0.00          | 4.00              | 21.92              | 21.92           | 0.00        | 0.00              | 43.84          | 23.92         | 23.92          | 0.00         | 0.00              | 47.84          |               |
| 21    | RAJASTHAN                 | 3.60                                   | 4.61        | 0.00             | 0.00          | 8.21              | 0.00               | 625.38          | 0.00        | 0.00              | 625.38         | 3.60          | 629.99         | 0.00         | 0.00              | 633.59         |               |
| 22    | TAMIL NADU                | 144.81                                 | 66.89       | 0.00             | 0.00          | 211.70            | 415.27             | 298.57          | 41.37       | 44.82             | 800.03         | 560.08        | 365.46         | 41.37        | 44.82             | 1011.73        |               |
| 23    | TELENGANA                 | 72.34                                  | 45.88       | 0.00             | 0.00          | 118.22            | 97.14              | 83.65           | 3.73        | 2.44              | 186.96         | 169.48        | 129.53         | 3.73         | 2.44              | 305.18         |               |
| 24    | TRIPURA                   | 54.00                                  | 15.00       | 0.00             | 0.00          | 69.00             | 565.50             | 427.15          | 2.00        | 18.00             | 1012.65        | 619.50        | 442.15         | 2.00         | 18.00             | 1081.65        |               |

(In Hectares)

| S.No. | State         | Area Irrigated during 2017-2018        |             |                  |               |                   |               |                 |                   |                |                    |                 |               |                     |                  |                  |
|-------|---------------|--|-------------|------------------|---------------|-------------------|---------------|-----------------|-------------------|----------------|--------------------|-----------------|---------------|---------------------|------------------|------------------|
|       |               | Inside Command of Major/Medium Project |             |                  |               |                   |               | Outside Command |                   |                |                    |                 |               | Total               |                  |                  |
|       |               | Kharif<br>(3)                          | Rabi<br>(4) | Perennial<br>(5) | Others<br>(6) | Total<br>(3 to 6) | Kharif<br>(8) | Rabi<br>(9)     | Perennial<br>(10) | Others<br>(11) | Total<br>(8 to 11) | Kharif<br>(3+8) | Rabi<br>(4+9) | Perennial<br>(5+10) | Others<br>(6+11) | Total (7<br>+12) |
| (1)   | (2)           |  |             |                  |               |                   |               |                 |                   |                |                    |                 |               |                     |                  |                  |
| 25    | UTTARAKHAND   | 0.00                                   | 0.00        | 0.00             | 0.00          | 0.00              | 339.90        | 324.90          | 32.80             | 52.40          | 750.00             | 339.90          | 324.90        | 32.80               | 52.40            | 750.00           |
| 26    | UTTAR PRADESH | 7.00                                   | 11.00       | 2.00             | 2.50          | 22.50             | 561.07        | 589.07          | 160.12            | 160.65         | 1470.91            | 568.07          | 600.07        | 162.12              | 163.15           | 1493.41          |
| 27    | WEST BENGAL   | 135.65                                 | 68.01       | 12.54            | 14.53         | 230.73            | 4625.49       | 1436.24         | 210.26            | 1023.02        | 7295.01            | 4761.14         | 1504.25       | 222.80              | 1037.55          | 7525.74          |
|       | <b>Total</b>  | 1640.93                                | 706.18      | 44.56            | 6.08          | 2427.67           | 12773.72      | 7404.13         | 935.50            | 1374.39        | 22487.74           | 14414.65        | 8110.31       | 980.06              | 1410.39          | 24915.41         |

**MINOR IRRIGATION CENSUS (2017-18)**

**TABLE 6.21: DISTRIBUTION OF IN USE SURFACE LIFT SCHEMES ACCORDING TO CONSTRAINTS IN UTILISATION OF POTENTIAL**

(In Number)

| S.No. | State                     | No. of Surface Lift Schemes having Constraints in utilisation of potential |        |      |        |      |      |      |      |      |        | Total(5 to 11) |
|-------|---------------------------|--|--------|------|--------|------|------|------|------|------|--------|----------------|
|       |                           | (3)  | (4)    | (5)  | (6)    | (7)  | (8)  | (9)  | (10) | (11) | (12)   |                |
| (1)   | (2)                       | (3)  | (4)    | (5)  | (6)    | (7)  | (8)  | (9)  | (10) | (11) | (12)   |                |
| 1     | ANDAMAN & NICOBAR ISLANDS | 3254   | 2782   | 2    | 3      | 3    | 13   | 5    | 1    | 445  | 472    |                |
| 2     | ANDHRA PRADESH            | 9080   | 7643   | 174  | 9      | 172  | 755  | 252  | 8    | 67   | 1437   |                |
| 3     | ARUNACHAL PRADESH         | 1  | 0      | 0    | 0      | 0    | 0    | 0    | 0    | 1    | 1      |                |
| 4     | ASSAM                     | 7316   | 7301   | 0    | 2      | 0    | 0    | 0    | 0    | 13   | 15     |                |
| 5     | BIHAR                     | 4576   | 3750   | 141  | 212    | 64   | 230  | 73   | 4    | 102  | 826    |                |
| 6     | CHHATISGARH               | 11845  | 9899   | 240  | 227    | 494  | 165  | 75   | 21   | 724  | 1946   |                |
| 7     | GOA                       | 1056   | 977    | 4    | 2      | 19   | 2    | 4    | 0    | 48   | 79     |                |
| 8     | GUJARAT                   | 17139  | 17132  | 5    | 0      | 0    | 0    | 0    | 0    | 2    | 7      |                |
| 9     | HARYANA                   | 619  | 516    | 58   | 10     | 0    | 10   | 0    | 5    | 20   | 103    |                |
| 10    | HIMACHAL PRADESH          | 284  | 248    | 2    | 3      | 1    | 5    | 2    | 4    | 19   | 36     |                |
| 11    | JAMMU & KASHMIR           | 99   | 96     | 2    | 0      | 0    | 0    | 0    | 0    | 1    | 3      |                |
| 12    | JHARKHAND                 | 16727  | 11804  | 318  | 203    | 736  | 1830 | 1092 | 46   | 698  | 4923   |                |
| 13    | KARNATAKA                 | 52728  | 49769  | 1721 | 395    | 588  | 172  | 27   | 1    | 55   | 2959   |                |
| 14    | KERALA                    | 21613  | 21094  | 62   | 56     | 114  | 49   | 46   | 6    | 186  | 519    |                |
| 15    | MADHYA PRADESH            | 32701  | 32412  | 19   | 39     | 28   | 13   | 2    | 1    | 185  | 287    |                |
| 16    | MAHARASHTRA               | 239132   | 125227 | 3500 | 104070 | 422  | 530  | 2321 | 119  | 2943 | 113905 |                |
| 17    | MANIPUR                   | 145  | 137    | 7    | 0      | 0    | 0    | 0    | 0    | 1    | 8      |                |
| 18    | MEGHALAYA                 | 3  | 2      | 0    | 0      | 0    | 0    | 0    | 0    | 1    | 1      |                |
| 19    | NAGALAND                  | 33   | 31     | 0    | 0      | 0    | 0    | 0    | 1    | 1    | 2      |                |
| 20    | ODISHA                    | 60627  | 42061  | 1367 | 3168   | 1229 | 1407 | 1497 | 120  | 9778 | 18566  |                |
| 21    | PUNJAB                    | 1366   | 1320   | 30   | 14     | 0    | 0    | 0    | 0    | 2    | 46     |                |
| 22    | RAJASTHAN                 | 12326  | 10185  | 99   | 133    | 528  | 943  | 0    | 2    | 436  | 2141   |                |
| 23    | TAMIL NADU                | 3128   | 2523   | 148  | 83     | 80   | 147  | 7    | 7    | 133  | 605    |                |

(In Number)

| S.No. | State         | No. of Surface Lift Schemes having Constraints in utilisation of potential |                                    |                         |                       |                         |                             |                             |                    |        | Total(5 to 11) |
|-------|---------------|--|------------------------------------|-------------------------|-----------------------|-------------------------|-----------------------------|-----------------------------|--------------------|--------|----------------|
|       |               | No. of Schemes in use  | No. of Schemes without constraints | Inadequate power supply | Mechanical Break Down | Less Discharge of Water | Storage not filled up fully | Siltation of Canal/ Storage | Channel Break Down | Others |                |
| (1)   | (2)           | (3)  | (4)                                | (5)                     | (6)                   | (7)                     | (8)                         | (9)                         | (10)               | (11)   | (12)           |
| 24    | TELENGANA     | 37145  | 34339                              | 192                     | 59                    | 930                     | 231                         | 136                         | 5                  | 1253   | 2806           |
| 25    | TRIPURA       | 2040   | 2033                               | 0                       | 0                     | 1                       | 1                           | 0                           | 0                  | 5      | 7              |
| 26    | UTTARAKHAND   | 421  | 357                                | 0                       | 1                     | 7                       | 4                           | 1                           | 41                 | 10     | 64             |
| 27    | UTTAR PRADESH | 25745  | 21227                              | 469                     | 614                   | 1193                    | 730                         | 213                         | 67                 | 1232   | 4518           |
| 28    | WEST BENGAL   | 20803  | 17664                              | 414                     | 259                   | 259                     | 0                           | 0                           | 9                  | 1903   | 2844           |
|       | <b>Total</b>  | 581952   | 422529                             | 8974                    | 109562                | 6868                    | 7237                        | 5753                        | 468                | 20264  | 159126         |



**MINOR IRRIGATION CENSUS (2017-18)**

**TABLE 6.22: DISTRIBUTION OF TANKS / RESERVOIR & OTHER STORAGE OF SURFACE LIFT SCHEMES BY STORAGE SIZE**

(In Number)

| S.No. | State                     | No. of Tanks/ Reservoir & Other Storages by Designed Storage |  |   |   |                               |                    |
|-------|---------------------------|--|--|---|---|-------------------------------|--------------------|
|       |                           | Not Available or Zero cubic mts (3)                          | More than 0 and upto 100 cubic mts (4) | More than 100 and upto 1000 cubic mts (5) | More than 1000 and upto 10000 cubic mts (6) | More than 10000 cubic mts (7) | Total (3 to 7) (8) |
| 1     | ANDAMAN & NICOBAR ISLANDS | 0  | 55                                     | 1167                                      | 2185  | 2                             | 3409               |
| 2     | ANDHRA PRADESH            | 0  | 453                                    | 52  | 15  | 58                            | 578                |
| 3     | ASSAM                     | 0  | 4801                                   | 3   | 1   | 1                             | 4806               |
| 4     | BIHAR                     | 0  | 374                                    | 49  | 350   | 22                            | 795                |
| 5     | CHHATISGARH               | 0  | 689                                    | 210                                       | 443   | 579                           | 1921               |
| 6     | GOA                       | 0  | 224                                    | 181                                       | 36  | 15                            | 456                |
| 7     | GUJARAT                   | 0  | 13                                     | 1   | 8615  | 8511                          | 17140              |
| 8     | HARYANA                   | 0  | 19                                     | 0   | 0   | 0                             | 19                 |
| 9     | HIMACHAL PRADESH          | 0  | 55                                     | 34  | 21  | 8                             | 118                |
| 10    | JAMMU & KASHMIR           | 0  | 0                                      | 0   | 1   | 0                             | 1                  |
| 11    | JHARKHAND                 | 0  | 544                                    | 2167                                      | 9038  | 1110                          | 12859              |
| 12    | KARNATAKA                 | 0  | 2450                                   | 27  | 114   | 0                             | 2591               |
| 13    | KERALA                    | 0  | 4936                                   | 9062                                      | 2800  | 547                           | 17345              |
| 14    | MADHYA PRADESH            | 0  | 1324                                   | 1021                                      | 4136  | 116                           | 6597               |
| 15    | MAHARASHTRA               | 0  | 13484                                  | 1200                                      | 421   | 669                           | 15774              |
| 16    | MEGHALAYA                 | 0  | 0                                      | 0   | 1   | 0                             | 1                  |
| 17    | NAGALAND                  | 0  | 9                                      | 4   | 0   | 0                             | 13                 |
| 18    | ODISHA                    | 0  | 2074                                   | 1534                                      | 4877  | 3869                          | 12354              |
| 19    | PUNJAB                    | 0  | 10                                     | 1   | 1   | 1                             | 13                 |
| 20    | RAJASTHAN                 | 0  | 114                                    | 37  | 2454  | 427                           | 3032               |
| 21    | TAMIL NADU                | 0  | 949                                    | 107                                       | 503   | 41                            | 1600               |
| 22    | TELENGANA                 | 0  | 1211                                   | 505                                       | 228   | 329                           | 2273               |

(In Number)

| S.No. | State         | No. of Tanks/ Reservoir & Other Storages by Designed Storage |   |  |  |                                  |                       |
|-------|---------------|--|---|--|--|----------------------------------|-----------------------|
|       |               | Not Available or Zero cubic mts<br>(3)                       | More than 0 and upto 100 cubic mts<br>(4) | More than 100 and upto 1000 cubic mts<br>(5) | More than 1000 and upto 10000 cubic mts<br>(6) | More than 10000 cubic mts<br>(7) | Total (3 to 7)<br>(8) |
| (1)   | (2)           | (3)  | (4)                                       | (5)  | (6)  | (7)                              | (8)                   |
| 23    | TRIPURA       | 0  | 0   | 0  | 0  | 6                                | 6                     |
| 24    | UTTARAKHAND   | 0  | 31  | 1  | 0  | 1                                | 33                    |
| 25    | UTTAR PRADESH | 0  | 4096                                      | 1729   | 3496   | 1935                             | 11256                 |
| 26    | WEST BENGAL   | 0  | 0   | 2261   | 13586  | 0                                | 15847                 |
|       | <b>Total</b>  | 0  | 37915                                     | 21353  | 53322  | 18247                            | 130837                |

**MINOR IRRIGATION CENSUS (2017-18)**

**TABLE 6.23: DISTRIBUTION OF TANKS/ PONDS/ RESERVOIRS OF SURFACE LIFT SCHEMES BY CCA CLASSES**

(In Number)

| S.No. | State                     | No. of Public Tanks/Reservoirs & Other Storages by CCA Classes |             |              |               |                |                 |                |            |             |              | No. of Private Tanks/Reservoirs & Other Storages by CCA Classes |                |                 |                  |       |  |
|-------|---------------------------|--|-------------|--------------|---------------|----------------|-----------------|----------------|------------|-------------|--------------|---|----------------|-----------------|------------------|-------|--|
|       |                           | CCA Classes  |             |              |               |                |                 |                |            |             |              | CCA Classes   |                |                 |                  |       |  |
|       |                           | 0 to 20 ha   | 20 to 40 ha | 40 to 100 ha | 100 to 500 ha | 500 to 1000 ha | 1000 to 2000 ha | Total (3 to 8) | 0 to 20 ha | 20 to 40 ha | 40 to 100 ha | 100 to 500 ha   | 500 to 1000 ha | 1000 to 2000 ha | Total (10 to 15) |       |  |
| (1)   | (2)                       | (3)  | (4)         | (5)          | (6)           | (7)            | (8)             | (9)            | (10)       | (11)        | (12)         | (13)  | (14)           | (15)            | (16)             |       |  |
| 1     | ANDAMAN & NICOBAR ISLANDS | 501  | 0           | 0            | 0             | 0              | 0               | 0              | 0          | 0           | 0            | 0   | 0              | 0               | 0                | 2752  |  |
| 2     | ANDHRA PRADESH            | 87   | 20          | 23           | 9             | 1              | 1               | 141            | 417        | 1           | 4            | 2   | 0              | 0               | 0                | 424   |  |
| 3     | ASSAM                     | 63   | 54          | 42           | 71            | 6              | 1               | 237            | 4567       | 1           | 1            | 0   | 0              | 0               | 0                | 4569  |  |
| 4     | BIHAR                     | 343  | 2           | 10           | 0             | 0              | 0               | 355            | 187        | 3           | 19           | 0   | 0              | 0               | 0                | 209   |  |
| 5     | CHHATISGARH               | 695  | 30          | 5            | 0             | 0              | 0               | 730            | 1129       | 5           | 9            | 1   | 0              | 0               | 0                | 1144  |  |
| 6     | GOA                       | 56   | 3           | 1            | 0             | 0              | 0               | 60             | 395        | 1           | 0            | 0   | 0              | 0               | 0                | 396   |  |
| 7     | GUJARAT                   | 17134  | 0           | 0            | 0             | 0              | 0               | 17134          | 3          | 0           | 0            | 0   | 0              | 0               | 0                | 3     |  |
| 8     | HARYANA                   | 1  | 0           | 0            | 0             | 0              | 0               | 1              | 18         | 0           | 0            | 0   | 0              | 0               | 0                | 18    |  |
| 9     | HIMACHAL PRADESH          | 34   | 3           | 5            | 0             | 0              | 0               | 42             | 76         | 0           | 0            | 0   | 0              | 0               | 0                | 76    |  |
| 10    | JAMMU & KASHMIR           | 0  | 0           | 0            | 0             | 0              | 0               | 0              | 0          | 0           | 0            | 0   | 0              | 0               | 0                | 0     |  |
| 11    | JHARKHAND                 | 4942   | 141         | 83           | 0             | 0              | 0               | 5166           | 7228       | 28          | 46           | 0   | 0              | 0               | 0                | 7302  |  |
| 12    | KARNATAKA                 | 149  | 15          | 6            | 3             | 0              | 0               | 173            | 1944       | 11          | 4            | 1   | 0              | 0               | 0                | 1960  |  |
| 13    | KERALA                    | 1897   | 83          | 56           | 8             | 2              | 0               | 2046           | 15076      | 70          | 22           | 1   | 1              | 0               | 0                | 15170 |  |
| 14    | MADHYA PRADESH            | 769  | 217         | 216          | 130           | 9              | 0               | 1341           | 829        | 73          | 56           | 31  | 11             | 0               | 0                | 1000  |  |
| 15    | MAHARASHTRA               | 2130   | 23          | 14           | 8             | 0              | 0               | 2175           | 11788      | 50          | 16           | 9   | 2              | 0               | 0                | 11865 |  |
| 16    | MEGHALAYA                 | 1  | 0           | 0            | 0             | 0              | 0               | 1              | 0          | 0           | 0            | 0   | 0              | 0               | 0                | 0     |  |
| 17    | NAGALAND                  | 0  | 0           | 0            | 0             | 0              | 0               | 0              | 13         | 0           | 0            | 0   | 0              | 0               | 0                | 13    |  |
| 18    | ODISHA                    | 1692   | 89          | 63           | 5             | 0              | 0               | 1849           | 10225      | 55          | 33           | 2   | 0              | 0               | 0                | 10315 |  |
| 19    | PUNJAB                    | 7  | 0           | 1            | 0             | 0              | 0               | 8              | 5          | 0           | 0            | 0   | 0              | 0               | 0                | 5     |  |
| 20    | RAJASTHAN                 | 208  | 27          | 23           | 4             | 0              | 0               | 262            | 2734       | 2           | 7            | 0   | 0              | 0               | 0                | 2743  |  |
| 21    | TAMIL NADU                | 185  | 17          | 20           | 2             | 0              | 0               | 224            | 525        | 48          | 55           | 7   | 0              | 0               | 0                | 635   |  |

| S.No. | State         | No. of Public Tanks/Reservoirs & Other Storages by CCA Classes |             |              |               |                |                 |                |            |             |              | No. of Private Tanks/Reservoirs & Other Storages by CCA Classes |                |                 |                  |  |  |  |
|-------|---------------|--|-------------|--------------|---------------|----------------|-----------------|----------------|------------|-------------|--------------|---|----------------|-----------------|------------------|--|--|--|
|       |               | CCA Classes  |             |              |               |                |                 |                |            |             |              | CCA Classes   |                |                 |                  |  |  |  |
|       |               | 0 to 20 ha   | 20 to 40 ha | 40 to 100 ha | 100 to 500 ha | 500 to 1000 ha | 1000 to 2000 ha | Total (3 to 8) | 0 to 20 ha | 20 to 40 ha | 40 to 100 ha | 100 to 500 ha   | 500 to 1000 ha | 1000 to 2000 ha | Total (10 to 15) |  |  |  |
| (1)   | (2)           | (3)  | (4)         | (5)          | (6)           | (7)            | (8)             | (9)            | (10)       | (11)        | (12)         | (13)  | (14)           | (15)            | (16)             |  |  |  |
| 22    | TELENGANA     | 50   | 9           | 3            | 0             | 2              | 0               | 64             | 2142       | 0           | 1            | 0   | 0              | 0               | 2143             |  |  |  |
| 23    | TRIPURA       | 2  | 3           | 1            | 0             | 0              | 0               | 6              | 0          | 0           | 0            | 0   | 0              | 0               | 0                |  |  |  |
| 24    | UTTARAKHAND   | 21   | 4           | 6            | 0             | 0              | 0               | 31             | 1          | 0           | 1            | 0   | 0              | 0               | 2                |  |  |  |
| 25    | UTTAR PRADESH | 3080   | 213         | 134          | 5             | 0              | 2               | 3434           | 5391       |             | 11           | 0   | 0              | 0               | 5408             |  |  |  |
| 26    | WEST BENGAL   | 2629   | 44          | 26           | 0             | 0              | 0               | 2699           | 12664      | 157         | 100          | 0   | 0              | 0               | 12921            |  |  |  |
|       | <b>Total</b>  | 36676  | 997         | 738          | 245           | 20             | 4               | 38680          | 80109      | 511         | 385          | 54  | 14             | 0               | 81073            |  |  |  |

# Appendices



Table A-1: Districts with more than 1 Lakh MI schemes

| State          | District    | Number of schemes |
|----------------|-------------|-------------------|
| ANDHRA PRADESH | SPS Nellore | 106164            |
| ANDHRA PRADESH | YSR         | 106765            |
| ANDHRA PRADESH | Prakasam    | 108291            |
| ANDHRA PRADESH | Ananthapur  | 153489            |
| ANDHRA PRADESH | Chittoor    | 200146            |
| GUJARAT        | Amreli      | 103994            |
| GUJARAT        | Junagadh    | 123248            |
| GUJARAT        | Rajkot      | 170196            |
| KARNATAKA      | Tumkur      | 137038            |
| KARNATAKA      | Belgaum     | 151463            |
| MADHYA PRADESH | Ujjain      | 101788            |
| MADHYA PRADESH | Dhar        | 109691            |
| MADHYA PRADESH | Mandsaur    | 114987            |
| MAHARASHTRA    | Dhule       | 100558            |
| MAHARASHTRA    | Kohlapur    | 112435            |
| MAHARASHTRA    | Osmanabad   | 113592            |
| MAHARASHTRA    | Satara      | 124463            |
| MAHARASHTRA    | Wardha      | 125575            |
| MAHARASHTRA    | Amravati    | 132380            |
| MAHARASHTRA    | Jalna       | 133322            |
| MAHARASHTRA    | Buldana     | 143685            |
| MAHARASHTRA    | Nagpur      | 146857            |
| MAHARASHTRA    | Aurangabad  | 150693            |
| MAHARASHTRA    | Sangli      | 174606            |
| MAHARASHTRA    | Jalgaon     | 202265            |
| MAHARASHTRA    | Pune        | 228871            |
| MAHARASHTRA    | Ahmadnagar  | 233425            |
| MAHARASHTRA    | Nashik      | 241371            |
| MAHARASHTRA    | Solapur     | 303527            |
| PUNJAB         | Ludhiana    | 102173            |

| <b>State</b>  | <b>District</b> | <b>Number of schemes</b> |
|---------------|-----------------|--------------------------|
| PUNJAB        | Sangrur         | 102177                   |
| RAJASTHAN     | Chittorgarh     | 100978                   |
| RAJASTHAN     | Bhilwara        | 108163                   |
| TAMIL NADU    | Erode           | 102209                   |
| TAMIL NADU    | Namakkal        | 106664                   |
| TAMIL NADU    | Tiruppur        | 108878                   |
| TAMIL NADU    | Dindigul        | 122627                   |
| TAMIL NADU    | Vellore         | 123920                   |
| TAMIL NADU    | Salem           | 131957                   |
| TAMIL NADU    | Villuppuram     | 180858                   |
| TAMIL NADU    | Tiruvannamalai  | 190489                   |
| TELANGANA     | Siddipet        | 102913                   |
| TELANGANA     | Nalgonda        | 112326                   |
| TELANGANA     | Nizamabad       | 117721                   |
| UTTAR PRADESH | Shahjahanpur    | 102338                   |
| UTTAR PRADESH | Deoria          | 104178                   |
| UTTAR PRADESH | Gonda           | 126483                   |
| UTTAR PRADESH | Barabanki       | 128160                   |
| UTTAR PRADESH | Basti           | 133217                   |
| UTTAR PRADESH | Hardoi          | 149458                   |
| UTTAR PRADESH | Kheri           | 155532                   |
| UTTAR PRADESH | Sitapur         | 186333                   |



**Table A-2: Districts with more than 1 Lakh MI schemes in USE**

| State          | District       | Number of schemes |
|----------------|----------------|-------------------|
| ANDHRA PRADESH | Chittoor       | 125332            |
| ANDHRA PRADESH | Ananthapur     | 113007            |
| GUJARAT        | Junagadh       | 123103            |
| GUJARAT        | Rajkot         | 169954            |
| GUJARAT        | Amreli         | 103991            |
| KARNATAKA      | Belgaum        | 151227            |
| KARNATAKA      | Tumkur         | 135872            |
| MADHYA PRADESH | Dhar           | 109139            |
| MADHYA PRADESH | Mandsaur       | 113947            |
| MADHYA PRADESH | Ujjain         | 101344            |
| MAHARASHTRA    | Ahmadnagar     | 229032            |
| MAHARASHTRA    | Satara         | 124357            |
| MAHARASHTRA    | Osmanabad      | 112982            |
| MAHARASHTRA    | Wardha         | 125472            |
| MAHARASHTRA    | Solapur        | 301575            |
| MAHARASHTRA    | Kolhapur       | 109951            |
| MAHARASHTRA    | Nagpur         | 146825            |
| MAHARASHTRA    | Jalgaon        | 202259            |
| MAHARASHTRA    | Aurangabad     | 150244            |
| MAHARASHTRA    | Jalna          | 132122            |
| MAHARASHTRA    | Nashik         | 240934            |
| MAHARASHTRA    | Amravati       | 130064            |
| MAHARASHTRA    | Pune           | 228634            |
| MAHARASHTRA    | Sangli         | 173029            |
| MAHARASHTRA    | Buldana        | 143685            |
| PUNJAB         | Ludhiana       | 102166            |
| PUNJAB         | Sangrur        | 102167            |
| RAJASTHAN      | Bhilwara       | 101728            |
| TAMIL NADU     | Tiruvannamalai | 181992            |
| TAMIL NADU     | Vellore        | 102027            |

| <b>State</b>  | <b>District</b> | <b>Number of schemes</b> |
|---------------|-----------------|--------------------------|
| TAMIL NADU    | Tiruppur        | 100907                   |
| TAMIL NADU    | Salem           | 126484                   |
| TAMIL NADU    | Dindigul        | 105463                   |
| TAMIL NADU    | Villuppuram     | 177857                   |
| TELENGANA     | Nizamabad       | 117697                   |
| TELENGANA     | Nalgonda        | 110646                   |
| UTTAR PRADESH | Hardoi          | 149445                   |
| UTTAR PRADESH | Shahjahanpur    | 102327                   |
| UTTAR PRADESH | Basti           | 130187                   |
| UTTAR PRADESH | Kheri           | 155514                   |
| UTTAR PRADESH | Sitapur         | 185798                   |
| UTTAR PRADESH | Gonda           | 126472                   |
| UTTAR PRADESH | Barabanki       | 128007                   |

**Table A-3: Districts with more than 10 thousands Surface Water MI schemes**

| <b>State</b>   | <b>District</b> | <b>Number of schemes</b> |
|----------------|-----------------|--------------------------|
| ANDHRA PRADESH | Vizianagaram    | 10502                    |
| KARNATAKA      | Davanagere      | 11829                    |
| KARNATAKA      | Yadgir          | 12160                    |
| KARNATAKA      | Belgaum         | 17975                    |
| KARNATAKA      | Bagalkot        | 23151                    |
| MAHARASHTRA    | Buldana         | 10001                    |
| MAHARASHTRA    | Aurangabad      | 10075                    |
| MAHARASHTRA    | Hingoli         | 10860                    |
| MAHARASHTRA    | Sangli          | 11476                    |
| MAHARASHTRA    | Yavatmal        | 11644                    |
| MAHARASHTRA    | Gadchiroli      | 14267                    |
| MAHARASHTRA    | Nashik          | 14904                    |
| MAHARASHTRA    | Pune            | 19828                    |
| MAHARASHTRA    | Nanded          | 20846                    |
| MAHARASHTRA    | Nagpur          | 24863                    |
| MAHARASHTRA    | Kolhapur        | 32265                    |
| MAHARASHTRA    | Solapur         | 50178                    |

**Table A-4: Districts with more than 10 thousands Surface Water MI schemes (In use)**

| <b>State</b>   | <b>District</b> | <b>Number of schemes</b> |
|----------------|-----------------|--------------------------|
| ANDHRA PRADESH | Vizianagaram    | 10278                    |
| KARNATAKA      | Yadgir          | 11532                    |
| KARNATAKA      | Davanagere      | 11824                    |
| KARNATAKA      | Bagalkot        | 23124                    |
| KARNATAKA      | Belgaum         | 17952                    |
| MAHARASHTRA    | Hingoli         | 10860                    |
| MAHARASHTRA    | Nanded          | 20844                    |
| MAHARASHTRA    | Gadchiroli      | 14267                    |
| MAHARASHTRA    | Yavatmal        | 11644                    |
| MAHARASHTRA    | Solapur         | 50159                    |
| MAHARASHTRA    | Kolhapur        | 32205                    |
| MAHARASHTRA    | Nagpur          | 24863                    |
| MAHARASHTRA    | Aurangabad      | 10073                    |
| MAHARASHTRA    | Nashik          | 14796                    |
| MAHARASHTRA    | Pune            | 19591                    |
| MAHARASHTRA    | Sangli          | 10868                    |
| MAHARASHTRA    | Buldana         | 10001                    |

**Table A-5: Districts with more than one Lakhs Ground Water 'In use' MI schemes**

| State          | District       | Number of schemes |
|----------------|----------------|-------------------|
| ANDHRA PRADESH | Chittoor       | 122908            |
| ANDHRA PRADESH | Ananthapur     | 112067            |
| GUJARAT        | Junagadh       | 122271            |
| GUJARAT        | Rajkot         | 165477            |
| GUJARAT        | Amreli         | 101998            |
| KARNATAKA      | Belgaum        | 133275            |
| KARNATAKA      | Tumkur         | 134441            |
| MADHYA PRADESH | Dhar           | 107324            |
| MADHYA PRADESH | Mandsaur       | 112814            |
| MAHARASHTRA    | Ahmadnagar     | 219758            |
| MAHARASHTRA    | Satara         | 115250            |
| MAHARASHTRA    | Osmanabad      | 103277            |
| MAHARASHTRA    | Wardha         | 122174            |
| MAHARASHTRA    | Solapur        | 251416            |
| MAHARASHTRA    | Nagpur         | 121962            |
| MAHARASHTRA    | Jalgaon        | 200501            |
| MAHARASHTRA    | Aurangabad     | 140171            |
| MAHARASHTRA    | Jalna          | 125424            |
| MAHARASHTRA    | Nashik         | 226138            |
| MAHARASHTRA    | Amravati       | 127807            |
| MAHARASHTRA    | Pune           | 209043            |
| MAHARASHTRA    | Sangli         | 162161            |
| MAHARASHTRA    | Buldana        | 133684            |
| PUNJAB         | Ludhiana       | 102166            |
| PUNJAB         | Sangrur        | 102167            |
| RAJASTHAN      | Bhilwara       | 101483            |
| TAMIL NADU     | Tiruvannamalai | 180355            |
| TAMIL NADU     | Vellore        | 101351            |
| TAMIL NADU     | Tiruppur       | 100881            |
| TAMIL NADU     | Salem          | 126256            |

| <b>State</b>  | <b>District</b> | <b>Number of schemes</b> |
|---------------|-----------------|--------------------------|
| TAMIL NADU    | Dindigul        | 105020                   |
| TAMIL NADU    | Villuppuram     | 176058                   |
| TELENGANA     | Nizamabad       | 115561                   |
| TELENGANA     | Nalgonda        | 106696                   |
| UTTAR PRADESH | Shahjahanpur    | 102327                   |
| UTTAR PRADESH | Basti           | 129008                   |
| UTTAR PRADESH | Kheri           | 155514                   |
| UTTAR PRADESH | Sitapur         | 185787                   |
| UTTAR PRADESH | Gonda           | 126472                   |
| UTTAR PRADESH | Barabanki       | 127837                   |
| UTTAR PRADESH | Hardoi          | 149445                   |

**Table A-6: Districts with more than 5 Lakhs IPC in MI schemes**

| State         | District    | IPC (Ha)  |
|---------------|-------------|-----------|
| MAHARASHTRA   | Ahmadnagar  | 672461.31 |
| MAHARASHTRA   | Pune        | 549238.93 |
| MAHARASHTRA   | Solapur     | 632397.9  |
| PUNJAB        | Ludhiana    | 551818.97 |
| PUNJAB        | Sangrur     | 606666.32 |
| RAJASTHAN     | Alwar       | 527002.72 |
| RAJASTHAN     | Jodhpur     | 764377.33 |
| TAMIL NADU    | Erode       | 636702.88 |
| TAMIL NADU    | Tirunelveli | 516586.74 |
| TAMIL NADU    | Villuppuram | 650201.00 |
| TELENGANA     | Nizamabad   | 592606.37 |
| UTTAR PRADESH | Baharaich   | 597689.78 |
| UTTAR PRADESH | Bareilly    | 749825.42 |
| UTTAR PRADESH | Basti       | 604895.22 |
| UTTAR PRADESH | Bijnor      | 534926.42 |
| UTTAR PRADESH | Gonda       | 683783.87 |
| UTTAR PRADESH | Hardoi      | 872273.68 |
| UTTAR PRADESH | Sitapur     | 850507.96 |
| UTTAR PRADESH | Kheri       | 762411.16 |
| UTTAR PRADESH | Raebareli   | 576844.15 |

**Table A-7: Districts with more than 4 Lakhs IPU in MI schemes**

| State         | District     | IPC (Ha)  |
|---------------|--------------|-----------|
| MAHARASHTRA   | Ahmadnagar   | 596501.98 |
| MAHARASHTRA   | Aurangabad   | 439222.34 |
| MAHARASHTRA   | Jalgaon      | 410791.53 |
| MAHARASHTRA   | Nashik       | 448795.56 |
| MAHARASHTRA   | Pune         | 505454.63 |
| MAHARASHTRA   | Sangli       | 400292.97 |
| MAHARASHTRA   | Solapur      | 551093.65 |
| PUNJAB        | Jalandhar    | 405901.21 |
| PUNJAB        | Ludhiana     | 550963.63 |
| PUNJAB        | Patiala      | 447738.73 |
| PUNJAB        | Sangrur      | 546573.20 |
| RAJASTHAN     | Alwar        | 504013.94 |
| RAJASTHAN     | Bikaner      | 431601.47 |
| RAJASTHAN     | Jodhpur      | 722623.77 |
| TAMIL NADU    | Cuddalore    | 462442.33 |
| TAMIL NADU    | Erode        | 551413.97 |
| TAMIL NADU    | Tirunelveli  | 444191.08 |
| TAMIL NADU    | Villuppuram  | 634045.24 |
| TELENGANA     | Nizamabad    | 487621.60 |
| UTTAR PRADESH | Baharaich    | 487857.12 |
| UTTAR PRADESH | Bareilly     | 717105.96 |
| UTTAR PRADESH | Basti        | 481430.36 |
| UTTAR PRADESH | Bijnor       | 421213.72 |
| UTTAR PRADESH | Budaun       | 409188.86 |
| UTTAR PRADESH | Gonda        | 521247.57 |
| UTTAR PRADESH | Hardoi       | 658122.49 |
| UTTAR PRADESH | Kheri        | 614413.19 |
| UTTAR PRADESH | Shahjahanpur | 436662.05 |
| UTTAR PRADESH | Sitapur      | 684638.15 |



**Table A-8: Districts with more than 3 Lakhs IPU in Ground Water 'in Use' MI schemes**

| State          | District   | IPC (Ha)  |
|----------------|------------|-----------|
| GUJARAT        | Junagadh   | 334644.45 |
| GUJARAT        | Rajkot     | 315923.69 |
| MADHYA PRADESH | Ujjain     | 371194.75 |
| MADHYA PRADESH | Vidisha    | 311717.81 |
| MAHARASHTRA    | Ahmadnagar | 569664.90 |
| MAHARASHTRA    | Solapur    | 424056.20 |
| MAHARASHTRA    | Jalgaon    | 386308.58 |
| MAHARASHTRA    | Jalna      | 343516.28 |
| MAHARASHTRA    | Nashik     | 423351.47 |
| MAHARASHTRA    | Pune       | 448676.83 |
| MAHARASHTRA    | Sangli     | 333052.06 |
| PUNJAB         | Amritsar   | 358113.83 |
| PUNJAB         | Gurdaspur  | 378247.55 |
| PUNJAB         | Hoshiarpur | 314701.27 |
| PUNJAB         | Jalandhar  | 405884.31 |
| PUNJAB         | Ludhiana   | 550929.75 |
| PUNJAB         | Moga       | 333784.34 |
| PUNJAB         | Patiala    | 440277.17 |
| PUNJAB         | Sangrur    | 546529.68 |
| PUNJAB         | Tarn Taran | 326415.33 |
| RAJASTHAN      | Bikaner    | 429589.41 |
| RAJASTHAN      | Jodhpur    | 715216.85 |
| RAJASTHAN      | Alwar      | 503857.37 |
| RAJASTHAN      | Jalore     | 339912.74 |
| RAJASTHAN      | Nagaur     | 348729.27 |
| RAJASTHAN      | Jaipur     | 344927.38 |
| RAJASTHAN      | Barmer     | 340789.88 |
| RAJASTHAN      | Bharatpur  | 353696.12 |
| TAMIL NADU     | Erode      | 532434.55 |

| State         | District        | IPC (Ha)  |
|---------------|-----------------|-----------|
| TAMIL NADU    | Tirunelveli     | 405860.86 |
| TAMIL NADU    | Dharmapuri      | 361867.96 |
| TAMIL NADU    | Cuddalore       | 460756.64 |
| TAMIL NADU    | Villuppuram     | 601771.36 |
| TELENGANA     | Nizamabad       | 369965.85 |
| UTTAR PRADESH | Baharaich       | 487816.02 |
| UTTAR PRADESH | Bareilly        | 717031.46 |
| UTTAR PRADESH | Bijnor          | 421007.44 |
| UTTAR PRADESH | Raebareli       | 367791.32 |
| UTTAR PRADESH | Firozabad       | 306480.20 |
| UTTAR PRADESH | Buland Sahar    | 309291.96 |
| UTTAR PRADESH | Hardoi          | 658083.09 |
| UTTAR PRADESH | Budaun          | 409156.86 |
| UTTAR PRADESH | Ambedakar Nagar | 336035.29 |
| UTTAR PRADESH | Shahjahanpur    | 436613.64 |
| UTTAR PRADESH | Kanpur Nagar    | 336328.61 |
| UTTAR PRADESH | Aligarh         | 332348.14 |
| UTTAR PRADESH | Basti           | 469695.42 |
| UTTAR PRADESH | Kheri           | 614343.72 |
| UTTAR PRADESH | Sitapur         | 684494.50 |
| UTTAR PRADESH | Gonda           | 521208.77 |
| UTTAR PRADESH | Barabanki       | 315504.88 |
| UTTAR PRADESH | Pilibhit        | 309000.56 |

**Table A-9: Districts with more than 50 thousands IPU in Surface Water 'In use' MI schemes**

| State          | District                | IPC (Ha)  |
|----------------|-------------------------|-----------|
| ANDHRA PRADESH | Vizianagaram            | 96632.74  |
| ANDHRA PRADESH | Krishna                 | 60226.34  |
| ANDHRA PRADESH | Visakhapatnam           | 67065.27  |
| ANDHRA PRADESH | Srikakulam              | 95097.36  |
| ANDHRA PRADESH | Sps Nellore             | 85595.14  |
| MAHARASHTRA    | Solapur                 | 126530.44 |
| MAHARASHTRA    | Kolhapur                | 96886.74  |
| MAHARASHTRA    | Aurangabad              | 159280.54 |
| MAHARASHTRA    | Amravati                | 61098.82  |
| MAHARASHTRA    | Pune                    | 56195.64  |
| MAHARASHTRA    | Sangli                  | 65871.25  |
| ODISHA         | Ganjam                  | 125856.29 |
| ODISHA         | Koraput                 | 54083.33  |
| TAMIL NADU     | Pudukkottai             | 57050.01  |
| TELENGANA      | Nizamabad               | 117648.50 |
| TELENGANA      | Jayashankar Bhupalpally | 51284.78  |
| UTTARAKHAND    | Udham Singh Nagar       | 73499.18  |
| WEST BENGAL    | Bankura                 | 60597.35  |

**Comments from States/UTs regarding reasons for reduction/increase in number of schemes and other parameters in 6<sup>th</sup> MI census as compared to 5<sup>th</sup> MI census**

| STATE/UT        | ISSUE                                       | REASONS/ REMARKS  |
|-----------------|---|---|
| Andhra Pradesh  | Reduction in surface water scheme.          | <ul style="list-style-type: none"> <li>• Encroachments due to urbanization, decrease in catchment area, obstacles in free flow of water from higher level and silting caused in unusable tanks.</li> <li>• Depletion of ground water due to insufficient rains in some regions.</li> </ul>                                      |
| Assam           | Increase in the no. of schemes              | Due to increase in investment and planning from both government and private sector.   |
| Chhattisgarh    | Decrease in the no. of schemes              | Due to less rain, reduction of Agricultural land due to urbanization and industrialization.   |
| Sikkim          | Reasons for the loss of CCA, IPU, IPC.      | Construction of road under Pradhan Mantri Gram Sadak Yojana (PMGSY) & Government buildings.   |
| Tamil Nadu      | Increase in Ground water schemes.           | Drought condition and lower rainfall lead to declining dependability on Surface Water schemes. Moreover, difficulties in maintaining Dug wells like desilting, low ground water recharge, increasing average ground water level lead to high dependency on medium and deep tube wells.  |
| Haryana         | Decrease in no. of schemes.                 | Due to fall in water level, industrialization & land acquisition.   |
| Jammu & Kashmir | Increase in No. of ground water resources.  | <ul style="list-style-type: none"> <li>• Depletion of surface water resources.</li> <li>• Irrigation almost on daily basis is feasible through ground water schemes only.</li> <li>• Government assistance through Centrally Sponsored Schemes to those areas where irrigation through surface flow is not possible.</li> </ul> |
|                 | Decrease in no. of surface water resources. | <ul style="list-style-type: none"> <li>• Drying up of various tributaries &amp; sub tributaries of various canals because of extinction of glaciers.</li> </ul>   |

| STATE/UT   | ISSUE                                    | REASONS/ REMARKS  |
|------------|--|---|
|            |  | <ul style="list-style-type: none"> <li>Other factors such as climate change, Drought, overutilization of water.</li> </ul>  |
| Kerala     | Decline in No. of Ground water schemes   | <ul style="list-style-type: none"> <li>Decrease in Ground Water Level due to climate change urged farmers to prefer Tube wells than Dug wells which result in the decrease in number of Dug wells. Paving of tiles on surface yards adversely affected the percolation of water into the earth.</li> <li>Due to high industrialization, urbanization, increase in cost of cultivation, socio-economic changes among the population cause decrease in cultivable land. There is a tendency among the farmers that the cultivable lands either lie barren or used for non-agricultural purposes. This resulted into reduction in CCA, IPC &amp; IPU.</li> <li>In the 5th Census, Dug wells and Tube wells partly used for irrigation and domestic purposes were included. But in the 6th MI Census, the scheme which gives more than 50% priority related to irrigation was included in the enumeration.</li> <li>Large number of Check Dams were constructed during the last 5 years before 6<sup>th</sup> Census with reference year 2017-18 which results increase in surface flow schemes.</li> </ul> |
| Punjab     | Decrease in No. of schemes/ CCA/IPC/IPU  | Due to urbanization.  |
| Manipur    | Increase in no. of surface water schemes | Due to coverage of new MI schemes both surface flow and surface lift under Pradhan Mantri Krishi Sinchai Yojna.   |
| Puducherry | Reduction of schemes                     | <ul style="list-style-type: none"> <li>The Urbanization of the adjacent Rural areas around Puducherry, conversion of Agricultural Lands into Residential Layouts, and non availability of laboures in the field of Agriculture are the major reasons for reduction in minor irrigation schemes in comparison with 5<sup>th</sup> Minor Irrigation Census Schemes.</li> </ul>  |

| STATE/UT    | ISSUE                                | REASONS/ REMARKS   |
|-------------|--------------------------------------|--|
|             |                                      | <ul style="list-style-type: none"> <li>The Ground Water regime of Puducherry is facing various Problems which includes De-saturation of shallow alluvial aquifer zone and Deterioration of quality of ground water in some places, which are posing grave concern for the water resources management of Puducherry.</li> </ul>   |
| Telangana   | Reasons for the increase in IPC/IPU. | <ul style="list-style-type: none"> <li>The intensive focus of the government on the improvement of access to irrigation facilities.</li> <li>Projects undertaken by the Government of Telangana for rejuvenation of water bodies.</li> <li>Restoration of all minor irrigation tanks and water bodies in the State under 'Mission Kakatiya'.</li> <li>Linking of MI tanks with major and medium projects by construction of sluices and check dams for rejuvenation of streams and rivers flowing through the project command areas.</li> <li>Increase in Ground water level due to excess rainfall.</li> <li>Providing free power supply to farmers by the government.</li> </ul> |
| Maharashtra | Increase in No. of schemes.          | <ul style="list-style-type: none"> <li>Surface Water: The number of surface water schemes has increased significantly due to Jalyukt Shiver Abhiyan and other water conservation schemes and also the repairing of ponds and canals under the government schemes.</li> <li>Ground Water: The number of ground water schemes has increased due to a large number of wells and tubewells constructed under various government schemes (i.e. Mahatma Gandhi National Rural Employment Guarantee Act 2005 (MGNREGA) &amp; others) and also individually by farmers for agricultural irrigation and household use.</li> </ul>   |

| STATE/UT         | ISSUE  | REASONS/ REMARKS  |
|------------------|--|---|
| Goa              | Decrease in No. of schemes   | <ul style="list-style-type: none"> <li>Shift of irrigation sources from irrigation to non-irrigation uses.</li> <li>Bhandaras (water conservation cum recharge structures) are converted into eco farms/touristic spots.</li> </ul>   |
| West Bengal      | Reasons for increase in IPC/IPU covered from Ground water schemes. | Due to improved irrigation system coupled with innovative agricultural practices.   |
| Tripura          | Reasons for the reduction in Ground water schemes /IPC/IPU.        | Due to Landslides, depletion of Ground water level, conversion of lands into brick field, pisciculture, Construction of roads.  |
| Himachal Pradesh | Increase in the number of schemes.                                 | Due to construction of new schemes.   |
| Bihar            | Increase in the number of schemes.                                 | Due to implementation of new MI schemes and access to easy source of financing of the schemes.  |
| Rajasthan        | Variation in the number of schemes.                                | Decrease in Dugwells/ Shallow/Medium tubwells is attributed to fall in ground water level. Increase in surface flow schemes is due to construction of anicut structures for irrigating fields whereas fall in surface lift schemes is attributed to less storage of water due to decrease in rain fall. |
| Odisha           | Variation in the number of schemes.                                | Reduction in Dug wells, Shallow tube well and surface flow schemes is mainly due to dereliction for decrease in ground water level and lack of maintenance, whereas increase in other schemes is mainly due to replacement of small projects by big community irrigation projects.                      |
| Uttarakhand      | Decrease in ground water schemes                                   | Due to urbanization   |
| Meghalaya        | Decrease in number of schemes                                      | Number of schemes have reduced due to merging of various privately owned schemes under a bigger sized Government sponsored projects.  |

| STATE/UT      | ISSUE                               | REASONS/ REMARKS  |
|---------------|-------------------------------------|---|
|               |                                     | <p>Several check dams which were temporary in nature have been damaged due to flash floods. Due to lack of maintenance of check dams or canal systems, the permanent structures have become non functional.</p> <p>There are some command area located near the cold belt areas which have been damaged due to contamination by acidic water that flows from the cold depots, thereby decreasing the overall command area of the districts.</p> |
| Uttar Pradesh | Variation in the number of schemes. | <p>Low water strata in many districts have lead to preference of medium or deep tubewell over shallow tubewell.</p> <p>The construction of new check dams is the main reason for increase in surface lift schemes while non availability of adequate water may be the reason for less number of surface flow schemes.</p>   |



**CONCEPTS AND DEFINITIONS:****Culturable Command Area (CCA):**

The area which can be irrigated from a scheme and is fit for cultivation.

**Cultivable area:**

It consists of net area sown, current fallow, fallow lands, other than current fallow, culturable waste and land under miscellaneous tree crops.

**Gross Irrigated Area:**

The area irrigated under various crops during a year, counting the area irrigated under more than one crop during the same year as many times as the number of crops grown and irrigated.

**Net Irrigated area:**

Net irrigated area is the area cultivated and irrigated at least once in the reference year in any one season or for any one crop.

**Irrigation Potential Created (IPC):**

The total gross area proposed to be irrigated under different crops during a year by a scheme. The area proposed to be irrigated under more than one crop during the same year is counted as many times as the number of crops grown and irrigated. If original Irrigation Potential of the scheme is not known then the maximum area irrigated during the past five year or so may be taken as the IPC.

**Irrigation Potential Utilised (IPU):**

The gross area actually irrigated during reference year out of the gross proposed area to be irrigated by the scheme during the year.

**Minor Irrigation (M.I.) Scheme:**

A scheme having CCA up to 2,000 hectares individually is classified as minor irrigation scheme. It will also include the schemes meant only for recharge of ground water.

**Medium Irrigation Scheme:**

A scheme having CCA more than 2,000 hectares and up to 10,000 hectares individually is a medium irrigation scheme.

**Major Irrigation Scheme:**

A scheme having CCA more than 10,000 hectares is major irrigation scheme.

**Sprinkler Irrigation System:**

Sprinkler Irrigation is a method of applying irrigation water which is similar to rainfall. Water is distributed through a system of pipes usually by pumping. It is then sprayed into the air of entire soil surface through spray heads so that it breaks up into small water drops which fall to the ground.

**Drip irrigation system:**

Drip irrigation system delivers water to the crop using a network of mainlines, sub-mains and lateral lines with emission points spaced along their lengths. Each dripper/emitter, orifice supplies a measured, precisely controlled uniform application of water, nutrients, and other required growth substances directly into the root zone of the plant.

### **Non-Submersible or Centrifugal Pump:**

The most common type of pump. Typically the pump is "close-coupled" to an electric motor, that is, the pump is mounted right on the end of the motor's drive shaft and the pump case is bolted straight into the motor so that it looks like a single unit. The water typically enters the pump through a "suction inlet" centered on one side of the pump, and exits at the top. Almost all portable pumps are end-suction centrifugals. If the pump isn't one of the next two types, then chances are it is an end-suction centrifugal. This type of pump needs to be installed on a pad above the high water level if pumping from a lake or river.

### **Submersible Pump:**

Submersible pumps are installed completely underwater, including the motor. The pump consists of an electric motor and pump combined in a single unit. Typically the pump will be shaped like a long cylinder so that it can fit down inside of a well casing. Although most submersibles are designed to be installed in a well, many can also be laid on their side on the bottom of a lake or stream. Another common installation method for lakes and rivers is to mount the submersible pump underwater to the side of a pier pile (post). Submersibles don't need to be primed since they are already under water. They also tend to be more efficient because they only push the water, they don't need to suck water into them. Most submersible pumps must be installed in a special sleeve if they are not installed in a well, and sometimes they need a sleeve even when installed in a well. The sleeve forces water coming into the pump to flow over the surface of the pump motor to keep the motor cool. Without the sleeve the pump will burn up. Because the power cord runs down to the pump through the water it is very important that it be protected from accidental damage.

### **Turbines and Jet Pumps:**

A turbine pump is basically a centrifugal pump mounted underwater and attached by a shaft to a motor mounted above the water. The shaft usually extends down the center of a large pipe. The water is pumped up this pipe and exits directly under the motor. Turbine pumps are very efficient and are used primarily for larger pump applications. They are typically the type of pumps used on municipal water system wells. When you see a huge motor mounted on its end over a well that is most likely a turbine pump. One uses turbine pumps for large parks and golf courses where we are pumping from lakes. The turbine pump is mounted in a large concrete vault with a pipe connecting it to the lake. The water flows by gravity into the vault where it enters the pump. The pump motors are suspended over the vault on a frame. A jet pump is similar to a turbine pump but it works by redirecting water back down to the intake to help lift the water.

### **Water body:**

All natural or man-made units bounded on all sides with some or no masonry work used for storing water for irrigation or other purposes are covered under water bodies. These are usually of various types known by different names like tank, reservoirs, ponds and bundhies etc. The distinction among various types of water bodies, however, is not very explicit.

### **Ponds:**

A small body of water usually earthen though masonry dykes are also included and shallow made through excavations which represent a restricted environment. Ponds usually describe small bodies of water generally no one would require a boat to cross.

### **Tanks:**

A shallow water unit usually larger than a pond created by constructing earthen or masonry barricades which receives water either from tube wells or rains.

### **Reservoirs:**

A large man made impoundment of varying magnitude created by erecting, bunds, dams, barrages or other hydraulic structures across streams or rivers serving one or more purposes such as irrigation, power generation, flood control or other water resource development projects.

## 1. GROUND WATER SCHEMES

- A. Dug-well:** It covers ordinary open wells of varying dimension dug or sunk from the ground surface into water bearing stratum to extract water for irrigation purposes. These are broadly dug-cum-bore wells now-a-days or masonry wells/ kutcha wells water from which are lifted with the help of animals/ human. Most of such schemes are of private nature belonging to individual cultivator. The parameter of the well ranges between 2 to 6 meters and the depth between 8 and 15 meters. CCA of a well operated with the help of human/ animals generally varies from 1 to 2 hectares and in case of Dug-cum-Bore Well it may be as in case of a Tube Well of similar capacity and depth of bore.
- B. Shallow tube-well:** It consists of a bore hole built into ground with the purpose of tapping ground water from porous zones. In sedimentary formations depth of a shallow tube well does not exceed 35 meters. These tube wells are either cavity tube-wells or strainer tube-wells. These are usually drilled by percussion method using hand boring sets and sometimes percussion rigs. Success and popularity of the scheme depends on how cheap they are. A coir structure formed by binding coir strings over an iron frame is being used as strainer. In shallow water table areas, bamboo frames are also used. Sometimes steel pipe casing are replaced by pipes constructed by rapping bituminised gunny bags over the bamboo frame. These are called bore wells, in which bore-hole is stable without a lining in the bottom portion and a tube is inserted only in the upper zone. The shallow tube wells are generally operated for 6 to 8 hours during irrigation season and give yield of 100-200 cubic meters per day, which is roughly 2 times that of a dug well. Their CCA may go up to 10 hectares.
- C. Medium Tube Well:** It consists of a bore hole built into ground with the purpose of tapping ground water from porous zones. In sedimentary formations depth of a medium tube well will be in the range of 35-70 meters. The medium tube wells are generally operated for 8-10 hours during irrigation season and give yield of 200-300 cubic meters per day, which is roughly 3 times that of a dug well. Their CCA may go from 10-15 hectares.
- D. Deep tube wells:** It usually extends to the depth of 70 meter and more and is designed to give a discharge of 100 to 200 cubic meters per hour. The deep tube wells are drilled by rotary percussion or rotary cum percussion rigs. These tube wells operate round the clock during the irrigation season, depending upon the availability of power. Their annual output is roughly 15 times that of an average shallow tube well and are usually constructed as public scheme which are owned and operated by government departments or corporations. Their CCA may go up to 50 hectares.

## 2. SURFACE WATER SCHEMES

### A. Surface flow irrigation scheme:

These schemes use rainwater for irrigation purposes either by storing it or by diverting it from a stream, nalah or river. Sometimes, permanent diversions are constructed for utilising the flowing water of a stream or river. Temporary diversions are also constructed in many areas which are usually washed away during the rainy season. The small storage tanks are called ponds or bundhis which are mostly community owned. The command areas of such schemes are 20 hectares or less. The large storage tanks whose command varies from 20 to 2000 hectares are generally constructed by government departments or local bodies. These are the biggest items of surface minor irrigation works.

#### i. Storage schemes(Tanks and other storages)

Storage schemes include tanks and reservoirs which impound water of streams and rivers for irrigation purposes. After wells, tanks occupy a very important place under the minor irrigation programme. They provide nearly two-third of the total irrigation from minor sources in the States of Andhra Pradesh, Karnataka, Kerala, Maharashtra, Orissa and Tamilnadu. Tracts with undulating topography and rocky substrata are eminently suitable for tank irrigation. Besides, there exists scope for further construction of tanks in many areas. A large number of existing tanks in southern States have gone into disuse due to long neglect of repairs. Renovation of these tanks so as to restore the lost irrigation potential is being accorded priority under the minor irrigation programme.

The essential features of these schemes are:

- a. a bund or a dam which is generally of earth, but is also sometimes partly or fully masonry,
- b. anicut and feeder channels to divert water from adjoining catchments,
- c. a waste weir to dispose of surplus flood water,
- d. sluice or sluices to let out water for irrigation, and
- e. conveyance and distribution system.

The size of the storage is determined by the run-off expected on the basis of dependable monsoon rainfall in the catchment and by the fact whether the rainfall and cropping pattern would permit more than one filling of the tank.

## ii. Diversion schemes :

These schemes aim at providing gravity flow irrigation by mere diversion of stream water supply without creating any storage. As compared to storage schemes they are economical but their feasibility is dependent on the presence of flow in the stream at the time of actual irrigation requirements. Essentially such schemes consist of

- a. an obstruction (weir) or bund constructed across the stream for raising and diverting water; the weir being called anicut in the South, bandhara in Maharashtra and Gujarat, and Bandh in the Assam region, and
- b. an artificial channel, known as kul in the hilly areas, pyne in Chhota Nagpur and Bihar and dong in the Assam region.

In case of small schemes which have prominent scope in the hilly tracts and foot hill plains, the water is usually diverted by constructing temporary bunds across the streams, made up of earth, stones or even bamboos. The discharge handled being of small order, the bund on the head of the channel is not provided with any gated structure for controlling and regulating the flow. Construction of work, is, therefore, simple and cheap and can be handled to a large extent by the people themselves. However, these constructions being temporary, require frequent renovation. The bunds are liable to be washed away by every major flood. The channels also get silted up and scoured frequently. It is essential that whenever such schemes aim at diverting higher discharges, say more than 5 to 10 cusecs, or tackle streams having high intensity of flood discharge, proper regulation structures equipped with suitable types of gates are provided. Weir has to be provided with scouring sluices in order to regulate the flow of silt in the off-taking channels. The construction of masonry weir is comparatively simpler and cheaper where rocky foundation is available beneath the streambed. The design of the weir on permeable and erodible foundation is more complicated and requires specialised engineering knowledge.

The irrigation capacity of the diversion schemes is dependent on the actual flow in the stream at the time the irrigation is required. The cold weather and the hot weather flow, therefore, need to be ascertained carefully before deciding the feasibility and economics of these schemes. This is particularly important in the case of non-snow fed flashy streams that spurt to lift suddenly in the rainy season after which the discharge in them dwindles down to appreciable quantity. Some diversion schemes are also constructed as kharif or monsoon channels supplying water only during the monsoon season. Such schemes are useful for providing supplemental irrigation for paddy and preliminary watering for sowing of rabi.

In most of the hilly tracts, small irrigation channels called 'kuls' are the only means of irrigation. These channels carry water diverted from streams by constructing temporary or pucca bunds across the streams. These channels are often constructed in hazardous hilly terrain under very difficult conditions. To avoid seepage of water and for the sake of stability, these channels are lined in most of the reaches.

## iii. Water conservation-cum-ground-water recharging Schemes:

Under this head are included schemes which serve primarily one or more of the following purposes:

- a. submerging agricultural land during monsoon for sowing post-monsoon crops,
- b. improving moisture regime of the adjoining fields downstream for raising of post-monsoon crops without irrigation and replenishing the ground water.

An additional advantage of these schemes is that they help to conserve the soil. When constructed in the head water region serving catchment area of tanks down below, they serve the important purpose of retarding the silting rate of these tanks.

The system of water conservation through field embankments is peculiar to central Indian tracts and is commonly in vogue in the northern Madhya Pradesh, Bundhelkhand region of Uttar Pradesh and eastern Rajasthan. In the Bundhelkhand region, these works are popularly known as 'bundhies', which consist of earthen embankments thrown across gently sloping ground. During the rainy season, water is stored upstream and the land gets submerged. If the land slope is gradual, often large areas get submerged even by low embankments. Ordinarily, no direct irrigation is carried out and benefit is mostly due to submergence. In nearly all these areas, the soil is generally black which is retentive of moisture. After remaining submerged under water during the rainy season, the soil retains sufficient moisture to grow good rabi crops. The remaining water is let out and the submerged land released for cultivation. The other advantage of submerging land in this manner is that the first flood brings a lot of silt which acts as rich manure. By preventing free flow of water across steep gradient, the soil of the land is also conserved.

Ahars in Bihar, which store water for irrigation of paddy fields, also function somewhat in a similar manner. Water is let out in October for irrigating the rice fields and the drained out fields in the bed of the ahars are cultivated with rabi crops. The head water tanks popularly in vogue in Orissa have a similar role to perform. These consist of bunds put up across slope at the head of gullies with the objective of impounding and diverting the cumulative run-off into the wider valley area downstream of the bunds by percolation, seepage and surface flow. Surface channels are provided in the flanks to carry floodwater received in excess of the storage capacity of the bunds during the monsoon season.

Percolation tanks consist of bunds constructed across the streams for the purpose of retarding the surface flow and also the sub-surface flow to some extent by making the bed slope of the stream flattened. This results in increased percolation of water in the sub-soil with consequent increase of the ground water supply.

#### **B. Surface Lift Irrigation scheme:**

In regions where the topography does not permit direct flow irrigation from rivers and streams, water has to be lifted into the irrigation channels. These works are similar to diversion schemes, but in addition pumps are installed and pump houses constructed. These schemes, being costly in operation, are feasible only in areas where

- a. gravity flow irrigation is not possible
- b. there is keen demand for irrigation and cultivators are enthusiastic,
- c. water is available in the streams for at least about 200 days in a year, and
- d. cheap electric power is available.

Installation of diesel operated pump sets for lifting water makes the operation and maintenance cost of these schemes exorbitantly high. However, for lifting small order of discharge by individual cultivators, portable diesel engine pump sets are feasible as they provide greater flexibility and mobility for installation at different points of the water source or sources. In some areas Solar Pumps are also used for lifting water. The CCA of such schemes may go up to 20 hectares.

**SIXTH CENSUS OF MINOR IRRIGATION SCHEMES**  
**REFERENCE YEAR 2017-18**  
**VILLAGE SCHEDULE**

**Appendix-IV**

**I. IDENTIFICATION PARTICULARS**

(a) State: \_\_\_\_\_ Code :   (b) District: \_\_\_\_\_ Code :

(c) Block/Tehsil: \_\_\_\_\_ Code     (d) Village: \_\_\_\_\_ Code

Date of Enumeration: (DD/MM/YY)   -   -

**II. SPECIFIC INFORMATION:**

1. Is Village Tribal/ Non-Tribal ? Code :

Tribal - 1, Non-Tribal -2

2. (a) Is the Village covered by Major/ Medium Scheme Code :

Yes -1, No -2

(b) If yes, Name of Major/ Medium Scheme \_\_\_\_\_

(The information in items 3 to 7 of this schedule shall be based on village records)

3. Geographical Area In Whole number       Ha.

4. Cultivable Area In Whole number       Ha.

5. Net sown Area In Whole number       Ha.

6. Gross Irrigated Area( By all sources ) In Whole number

(i) During Kharif Season       Ha.

(ii) During Rabi Season       Ha.

(iii) For Perennial crops       Ha.

(iv) During Other Season       Ha.

(v) Total Gross Area Irrigated ( Item 6 (i)+6(ii)+6(iii)+6(iv)       Ha.

7. Net Area Irrigated ( By all sources ) In Whole number       Ha.

8. Average Ground Water level (in Metres)

(i) Pre Monsoon    Mtrs

(ii) Post Monsoon    Mtrs

9. Whether Water Users association (WUA) exists in the village

Yes -1, No -2, Not known-3 Code :

**10. Summary of Number of Water bodies as per water body Schedules filled in the village**

| Pond | Tank | Lake | Reservoirs | Water conservation Schemes/percolation tanks/check-dams | Others | Total ( Col. 1 to 6) |
|------|------|------|------------|---|--------|----------------------|
| (1)  | (2)  | (3)  | (4)        | (5)   | (6)    | (7)                  |
|      |      |      |            |   |        |                      |

**11. Summary of M I Schemes in the village as per all scheme schedules filled.**

(i) Ground Water Schemes No.

(ii) Surface Water Schemes No.

(iii) Total Schemes No.

Remarks, if any:

Checked by:

Name:

Designation of Supervisory officer:

Mobile No.:

Signature of Enumerator:

Name:

Designation of Enumerator :

Mobile No:

SIXTH CENSUS OF MINOR IRRIGATION SCHEMES  
REFERENCE YEAR 2017-18

**SCHEDULE 1 : GROUND WATER SCHEMES**

**I. IDENTIFICATION PARTICULARS**

(a) State: \_\_\_\_\_ Code:   (b) District: \_\_\_\_\_ Code:

(c) Block/Tehsil: \_\_\_\_\_ Code:     (d) Village: \_\_\_\_\_ Code:

Date of Enumeration:(DD/MM/YY)

|                      |                      |   |                      |                      |   |                      |                      |
|----------------------|----------------------|---|----------------------|----------------------|---|----------------------|----------------------|
| <input type="text"/> | <input type="text"/> | - | <input type="text"/> | <input type="text"/> | - | <input type="text"/> | <input type="text"/> |
|----------------------|----------------------|---|----------------------|----------------------|---|----------------------|----------------------|

**II. SPECIFIC INFORMATION:**

1. Serial Number of scheme :

|                      |                      |                      |                      |
|----------------------|----------------------|----------------------|----------------------|
| <input type="text"/> | <input type="text"/> | <input type="text"/> | <input type="text"/> |
|----------------------|----------------------|----------------------|----------------------|

2. Type of Scheme

Code:

Dug well-1, Tube well-2

3.1. If code 1 in item 2 above, type of Dug well:

: Dug-cum-bore well -1, Dug well Pucca -2, Dug well Kutcha -3, Others - 9

Code:

3.2.If code 2 in item 2 above, type of Tube well:

Shallow Tube well-1, Medium Tube well-2, Deep Tube well-3

Code:

4. Owner of the Scheme ( Name in case of individual farmer)

Name \_\_\_\_\_

Code:

Govt. owned - 1, Co-operative owned - 2, Panchayat owned - 3, Owned by Group of farmers - 4,  
Owned by individual farmer - 5, Others – 9

5. (a) Khasra number /Plot No./Survey No. in which the scheme is located \_\_\_\_\_

(b) Location particulars /Land Mark \_\_\_\_\_

6(a). Total ownership Holding of owner (in case of individual owner only)

|                      |                      |                      |                      |   |                      |                      |                      |                      |     |
|----------------------|----------------------|----------------------|----------------------|---|----------------------|----------------------|----------------------|----------------------|-----|
| <input type="text"/> | <input type="text"/> | <input type="text"/> | <input type="text"/> | . | <input type="text"/> | <input type="text"/> | <input type="text"/> | <input type="text"/> | Ha. |
|----------------------|----------------------|----------------------|----------------------|---|----------------------|----------------------|----------------------|----------------------|-----|

(b) Social Status of Owner ( in case of individual owner only)

Code:

Scheduled caste -1 , Scheduled tribe – 2 , OBC- 3, Others- 9

(c) Gender of Owner (in case of individual owner only)

Male-1, Female-2, Transgender-3

Code:

7. Year of Commissioning of the Scheme

Code :

Up to 2013-2014 - 1, during 2014-15 - 2, during 2015 -16 - 3, during 2016-17- 4  
during 2017-2018-5

8. Details of the scheme

( a ) Depth of the Dug well/Tube well (in meters)

|                      |                      |                      |                      |   |                      |                      |     |
|----------------------|----------------------|----------------------|----------------------|---|----------------------|----------------------|-----|
| <input type="text"/> | <input type="text"/> | <input type="text"/> | <input type="text"/> | . | <input type="text"/> | <input type="text"/> | Mtr |
|----------------------|----------------------|----------------------|----------------------|---|----------------------|----------------------|-----|

( b ) Diameter (In metres for dug well and mm for tube well )

|                      |                      |   |                      |                      |
|----------------------|----------------------|---|----------------------|----------------------|
| <input type="text"/> | <input type="text"/> | . | <input type="text"/> | <input type="text"/> |
|----------------------|----------------------|---|----------------------|----------------------|

( c ) Depth of Bore (in metres) (in case of Dug-cum-borewell)

|                      |                      |                      |   |                      |                      |     |
|----------------------|----------------------|----------------------|---|----------------------|----------------------|-----|
| <input type="text"/> | <input type="text"/> | <input type="text"/> | . | <input type="text"/> | <input type="text"/> | Mtr |
|----------------------|----------------------|----------------------|---|----------------------|----------------------|-----|

( d ) Distance from any nearest Dug well/Tube well (in meters)

|                      |                      |                      |                      |   |                      |                      |     |
|----------------------|----------------------|----------------------|----------------------|---|----------------------|----------------------|-----|
| <input type="text"/> | <input type="text"/> | <input type="text"/> | <input type="text"/> | . | <input type="text"/> | <input type="text"/> | Mtr |
|----------------------|----------------------|----------------------|----------------------|---|----------------------|----------------------|-----|

9. (a) Cost of construction of the scheme

(Rs.) 

|                      |                      |                      |                      |                      |                      |                      |                      |
|----------------------|----------------------|----------------------|----------------------|----------------------|----------------------|----------------------|----------------------|
| <input type="text"/> | <input type="text"/> | <input type="text"/> | <input type="text"/> | <input type="text"/> | <input type="text"/> | <input type="text"/> | <input type="text"/> |
|----------------------|----------------------|----------------------|----------------------|----------------------|----------------------|----------------------|----------------------|

(b) Cost of machinery

(Rs.) 

|                      |                      |                      |                      |                      |                      |                      |                      |
|----------------------|----------------------|----------------------|----------------------|----------------------|----------------------|----------------------|----------------------|
| <input type="text"/> | <input type="text"/> | <input type="text"/> | <input type="text"/> | <input type="text"/> | <input type="text"/> | <input type="text"/> | <input type="text"/> |
|----------------------|----------------------|----------------------|----------------------|----------------------|----------------------|----------------------|----------------------|

(c) Cost of maintenance during (2017-2018)

(Rs.) 

|                      |                      |                      |                      |                      |                      |                      |                      |
|----------------------|----------------------|----------------------|----------------------|----------------------|----------------------|----------------------|----------------------|
| <input type="text"/> | <input type="text"/> | <input type="text"/> | <input type="text"/> | <input type="text"/> | <input type="text"/> | <input type="text"/> | <input type="text"/> |
|----------------------|----------------------|----------------------|----------------------|----------------------|----------------------|----------------------|----------------------|

10.(a) Major source of finance (upto 2) (For individual owners only)

Bank loan - 1, Government fund - 2, Own savings - 3, Money lender - 4, Others - 9

Code :

10(b). If any subsidy/assistance provided by Govt. / PSU , amount for ( For All Schemes)

(i) Construction of Scheme/ drilling/digging

(Rs.) 

|                      |                      |                      |                      |                      |                      |                      |                      |
|----------------------|----------------------|----------------------|----------------------|----------------------|----------------------|----------------------|----------------------|
| <input type="text"/> | <input type="text"/> | <input type="text"/> | <input type="text"/> | <input type="text"/> | <input type="text"/> | <input type="text"/> | <input type="text"/> |
|----------------------|----------------------|----------------------|----------------------|----------------------|----------------------|----------------------|----------------------|

(ii) Cost of machinery/ distribution device

(Rs.) 

|                      |                      |                      |                      |                      |                      |                      |                      |
|----------------------|----------------------|----------------------|----------------------|----------------------|----------------------|----------------------|----------------------|
| <input type="text"/> | <input type="text"/> | <input type="text"/> | <input type="text"/> | <input type="text"/> | <input type="text"/> | <input type="text"/> | <input type="text"/> |
|----------------------|----------------------|----------------------|----------------------|----------------------|----------------------|----------------------|----------------------|

**11. Current Status of the Scheme**

- (a) In use - 1, Temporarily Not in Use - 2, Permanently Not in use - 3  
 (b) If code 2 or 3 in item 11(a), No. of years not in use

Code:

**12. If code 2 in item 11 (a) reason for Temporarily "not in use"**

- Non availability of adequate power/fuel - 1, Mechanical break down - 2,  
 Less discharge of water - 3, Non-availability of finance - 4,  
 Lack of maintenance - 5, Any other reason - 9

Code:

**13. If code 3 in item 11 (a), reason for Permanently "not in use"**

- Due to salinity - 1, Dried up - 2, Destroyed beyond repair - 3  
 Due to sea water intrusion - 4, Due to industrial effluents - 5, Availability of  
 Major / Medium Irrigation Project - 6, Due to other reasons - 9

Code:

**14. Method used for Water distribution**

- Open Water Channel (lined / pucca) - 1, Open Water Channel(unlined / kutchra) - 2  
 Under ground pipe - 3, Surface pipe - 4, Drip - 5, Sprinkler - 6, Other - 9

Code:

**15. Types of lifting device**

- Submersible pump - 1, Centrifugal Pump - 2, Turbine/Jet pump - 3, Manual/animal - 4, Others - 9

**16. Source of energy for lifting device**

- Electric - 1, Diesel - 2, Wind Mills - 3, Solar - 4, Manual/animal - 5, Others - 9

Code:

**17. Horse Power of Lifting device**

(ignore if lifting device is manual/animal driven )

.  HP

**18. Number of days pump operated (ignore, if lifting device is manual/animal )**

- During Kharif season  
 During Rabi season  
 For Perennial crops  
 During Other Season

Days  
 Days  
 Days  
 Days

**19. Average hours of pumping per day (ignore, if lifting device is manual/animal )**

- During Kharif season  
 During Rabi season  
 For Perennial crops  
 During Other Season

Hrs  
 Hrs  
 Hrs  
 Hrs

**20 (a) Whether the scheme is located in the command of Major/ Medium Schemes like Canals etc.**

- No --- 1  
 Yes --- 2

Code:

**20(b) If Scheme is in command area i.e. code 2 in item 20(a),**

(i) Name of command Area: \_\_\_\_\_

**(ii) reasons for Scheme in Command area**

- Water not available up to field from major/medium scheme-1, Water available but not adequate for irrigation-2  
 Water available but not useable for irrigation-3, Other reasons-9

Code:

**20 (c) Whether the scheme is meant only for recharge of Ground water Yes-1, No-2**

( If yes Keep item 21 to item 31 blank)

**21. Culturable Command Area**

.  Ha.



**SEASON WISE IRRIGATION POTENTIAL CREATED (IPC)**

|               |                      |                      |                      |                      |                      |   |                      |                      |     |
|---------------|----------------------|----------------------|----------------------|----------------------|----------------------|---|----------------------|----------------------|-----|
| 22. Kharif    | <input type="text"/> | <input type="text"/> | <input type="text"/> | <input type="text"/> | <input type="text"/> | . | <input type="text"/> | <input type="text"/> | Ha. |
| 23. Rabi      | <input type="text"/> | <input type="text"/> | <input type="text"/> | <input type="text"/> | <input type="text"/> | . | <input type="text"/> | <input type="text"/> | Ha. |
| 24. Perennial | <input type="text"/> | <input type="text"/> | <input type="text"/> | <input type="text"/> | <input type="text"/> | . | <input type="text"/> | <input type="text"/> | Ha. |
| 25. Other     | <input type="text"/> | <input type="text"/> | <input type="text"/> | <input type="text"/> | <input type="text"/> | . | <input type="text"/> | <input type="text"/> | Ha. |
| 26. Total     | <input type="text"/> | <input type="text"/> | <input type="text"/> | <input type="text"/> | <input type="text"/> | . | <input type="text"/> | <input type="text"/> | Ha. |

**Season wise actual area irrigated during 2017-18 (IPU)**

|               |                      |                      |                      |                      |                      |   |                      |                      |     |
|---------------|----------------------|----------------------|----------------------|----------------------|----------------------|---|----------------------|----------------------|-----|
| 27. Kharif    | <input type="text"/> | <input type="text"/> | <input type="text"/> | <input type="text"/> | <input type="text"/> | . | <input type="text"/> | <input type="text"/> | Ha. |
| 28. Rabi      | <input type="text"/> | <input type="text"/> | <input type="text"/> | <input type="text"/> | <input type="text"/> | . | <input type="text"/> | <input type="text"/> | Ha. |
| 29. Perennial | <input type="text"/> | <input type="text"/> | <input type="text"/> | <input type="text"/> | <input type="text"/> | . | <input type="text"/> | <input type="text"/> | Ha. |
| 30. Other     | <input type="text"/> | <input type="text"/> | <input type="text"/> | <input type="text"/> | <input type="text"/> | . | <input type="text"/> | <input type="text"/> | Ha. |
| 31. Total     | <input type="text"/> | <input type="text"/> | <input type="text"/> | <input type="text"/> | <input type="text"/> | . | <input type="text"/> | <input type="text"/> | Ha. |

**Note** (i) If Scheme is out side command area of Major & Medium Scheme then complete IPU is to be reported.

(ii) If the Scheme is in the Command of Major & Medium Scheme then IPU is to be given as supplemented by MI Scheme. Thus the Gross IPU is to be apportioned in the ratio utilised by Major/Medium and MI Scheme.

**32(i) Whether the scheme is under utilised ( Only for In-use Schemes)** Yes-1, No-2 code:

**32(ii) If yes i.e. code 1 in item 32(i) , reasons for under utilisation of schemes** Code :

- Non availability of adequate power/fuel – 1 , Mechanical break down – 2 ,
- Less discharge of water - 3 , Non availability of finance-4, Lack of Maintenance-5
- Any other reason-9

Remarks, if any:

Checked by  
Name  
Designation  
Mobile No.:

Signature of enumerator  
Name  
Designation :  
Mobile No.:



**10. Current Status of the Scheme**

(a) In use - 1, Temporarily Not in Use - 2, Permanently Not in use - 3

Code:

(b) If code 2 or 3 in item 10(a), No. of years not in use

**11 . If code 2 in item 10 (a) reason for Temporarily "not in use"**

Code:

Non availability of adequate power/ fuel – 1 , Mechanical break down – 2 ,  
Less discharge of water - 3 , Non Availability of finance-4, Storage not filled up fully - 5  
Siltation of canal/storage - 6, Breakdown of channels - 7, Any other reason - 9

**12 . If code 3 in item 10 (a), reason for Permanently "not in use"**

Code:

Due to salinity - 1, Dried up - 2 , Destroyed beyond repair - 3,  
Due to sea water intrusion - 4, Due to industrial effluents - 5, Availability of  
Major / Medium Irrigation Project - 6, Due to sinking -7, Due to other reasons - 9

**13. Method used for water distribution:**

Code :

Open Water Channel (lined / pucca) – 1, Open Water Channel(unlined / kutchra) - 2  
Under ground pipe – 3, Surface pipe - 4, Drip - 5 , Sprinkler - 6 , Others -9

**14. Types of lifting device (Only for Surface lift Scheme)**

Submersible pump - 1 , Centrifugal Pump - 2, Turbine/Jet pump - 3, Manual/animal - 4, Others - 9

**15. Source of energy :( Only for Surface lift scheme)**

Code :

Electric - 1, Diesel - 2, Wind Mills - 3, Solar - 4, Manual/animal - 5, Others - 9

**16. Horse Power of Lifting device**

|                      |                      |   |                      |    |
|----------------------|----------------------|---|----------------------|----|
| <input type="text"/> | <input type="text"/> | . | <input type="text"/> | HP |
|----------------------|----------------------|---|----------------------|----|

(ignore if lifting device is manual/animal )

**17. Number of days pump operated (ignore, if lifting device is manual/animal )**

During Kharif season

|                      |                      |                      |      |
|----------------------|----------------------|----------------------|------|
| <input type="text"/> | <input type="text"/> | <input type="text"/> | Days |
|----------------------|----------------------|----------------------|------|

During Rabi season

|                      |                      |                      |      |
|----------------------|----------------------|----------------------|------|
| <input type="text"/> | <input type="text"/> | <input type="text"/> | Days |
|----------------------|----------------------|----------------------|------|

For Perennial crop

|                      |                      |                      |      |
|----------------------|----------------------|----------------------|------|
| <input type="text"/> | <input type="text"/> | <input type="text"/> | Days |
|----------------------|----------------------|----------------------|------|

During other season

|                      |                      |                      |      |
|----------------------|----------------------|----------------------|------|
| <input type="text"/> | <input type="text"/> | <input type="text"/> | Days |
|----------------------|----------------------|----------------------|------|

**18. Average hours of pumping per day (ignore, if lifting device is manual/animal )**

During Kharif season

|                      |                      |     |
|----------------------|----------------------|-----|
| <input type="text"/> | <input type="text"/> | Hrs |
|----------------------|----------------------|-----|

During Rabi season

|                      |                      |     |
|----------------------|----------------------|-----|
| <input type="text"/> | <input type="text"/> | Hrs |
|----------------------|----------------------|-----|

For Perennial crop

|                      |                      |     |
|----------------------|----------------------|-----|
| <input type="text"/> | <input type="text"/> | Hrs |
|----------------------|----------------------|-----|

During Other season

|                      |                      |     |
|----------------------|----------------------|-----|
| <input type="text"/> | <input type="text"/> | Hrs |
|----------------------|----------------------|-----|

**19 (a) Whether the scheme is located in the command of Major/ Medium Schemes like Canals etc.**

Code :

No --- 1

Yes --- 2

**19(b) If Scheme is in command area i.e. code 2 in item 19(a),**

(i) Name of command Area \_\_\_\_\_

**(ii) reasons for Scheme in Command area :**

Code :

Water not available up to field from major/medium scheme-1, Water available but not adequate for irrigation-2

Water available but not useable for irrigation-3, Other reasons-9

19 (c) Whether the scheme is meant only for recharge of Ground water Yes-1, No-2

( If yes Keep item 20 to item 30 blank)

20. Culturable Command Area            Ha.

**SEASON WISE IRRIGATION POTENTIAL CREATED (IPC)**

|               |                      |                      |                      |                      |                      |   |                      |                      |
|---------------|----------------------|----------------------|----------------------|----------------------|----------------------|---|----------------------|----------------------|
| 21. Kharif    | <input type="text"/> | <input type="text"/> | <input type="text"/> | <input type="text"/> | <input type="text"/> | . | <input type="text"/> | <input type="text"/> |
| 22. Rabi      | <input type="text"/> | <input type="text"/> | <input type="text"/> | <input type="text"/> | <input type="text"/> | . | <input type="text"/> | <input type="text"/> |
| 23. Perennial | <input type="text"/> | <input type="text"/> | <input type="text"/> | <input type="text"/> | <input type="text"/> | . | <input type="text"/> | <input type="text"/> |
| 24. Other     | <input type="text"/> | <input type="text"/> | <input type="text"/> | <input type="text"/> | <input type="text"/> | . | <input type="text"/> | <input type="text"/> |
| 25. Total     | <input type="text"/> | <input type="text"/> | <input type="text"/> | <input type="text"/> | <input type="text"/> | . | <input type="text"/> | <input type="text"/> |

**Season wise actual area irrigated during 2017-18 (IPU)**

|               |                      |                      |                      |                      |                      |   |                      |                      |
|---------------|----------------------|----------------------|----------------------|----------------------|----------------------|---|----------------------|----------------------|
| 26. Kharif    | <input type="text"/> | <input type="text"/> | <input type="text"/> | <input type="text"/> | <input type="text"/> | . | <input type="text"/> | <input type="text"/> |
| 27. Rabi      | <input type="text"/> | <input type="text"/> | <input type="text"/> | <input type="text"/> | <input type="text"/> | . | <input type="text"/> | <input type="text"/> |
| 28. Perennial | <input type="text"/> | <input type="text"/> | <input type="text"/> | <input type="text"/> | <input type="text"/> | . | <input type="text"/> | <input type="text"/> |
| 29. Other     | <input type="text"/> | <input type="text"/> | <input type="text"/> | <input type="text"/> | <input type="text"/> | . | <input type="text"/> | <input type="text"/> |
| 30. Total     | <input type="text"/> | <input type="text"/> | <input type="text"/> | <input type="text"/> | <input type="text"/> | . | <input type="text"/> | <input type="text"/> |

**Note** (i) If Scheme is out side command area of Major & Medium Scheme then complete IPU is to be reported.

(ii) If the Scheme is in the Command of Major & Medium Scheme then IPU is to be given as supplemented by MI Scheme. Thus the Gross IPU is to be apportioned in the ratio utilised by Major/Medium and MI Scheme.

31(i) Whether the scheme is under utilised ( Only for In-use Schemes) Yes-1,No-2 code:

31(ii) If yes i.e. code 1 in item 31(i) , reasons for under utilisation of schemes Code :

Non availability of adequate power/fuel – 1 , Mechanical break down – 2 ,  
Less discharge of water - 3 , Storage not filled up fully - 4, Siltation of canal/storage- 5  
Breakdown of channels - 6, Any other reason - 9

32. Number of Villages covered by the scheme

33. Specific features of Reservoirs,Tank,Other storages

( a ) Designed Storage (in cubic metres)

.

( b ) Filled up Storage ( during 2017-18)

Code :

Full - 1 , upto 3/4 - 2 , upto 1/2 -3, upto 1/4 - 4 , Nil/Negligible filled up - 5

( c ) Status of filling up of storage Space

Code :

(based on around 50% filling up of storages during last 5 year)

Filled up every year - 1 , Usually filled up - 2 , Rarely filled up - 3 , Never filled up - 4

**34. Specific information relating to Water body**

|  |  |
|--|--|
|  |  |
|--|--|

**(a) 21 Digit Sl no. as per Water body schedule in which the scheme is functioning**

| R/U | State | Distt. | Tehsil/Town/block | Village/Ward | Serial No.-<br>within<br>village/town |
|-----|-------|--------|-------------------|--------------|---------------------------------------|
|     |       |        |                   |              |                                       |

**(b) Total number of schemes in the village in above water body.**

|  |  |  |
|--|--|--|
|  |  |  |
|  |  |  |

**(c) Sl. number of this scheme within village in the water body**

Remarks, if any

Checked by:

Name

Designation

Mobile No.:

Signature of Enumerator:

Name

Designation

Mobile No.:

# 6th MI CENSUS

AT A GLANCE



Total MI Schemes  
23.14 Million



## Minor Irrigation Schemes



## WATER LIFTING DEVICES (Mostly Used)



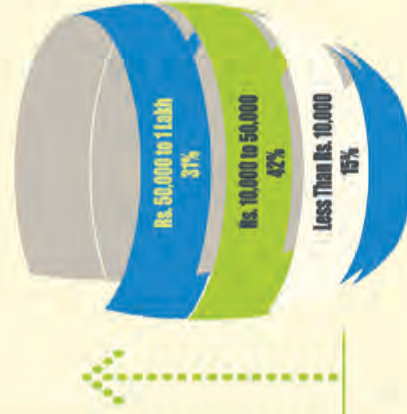
## WATER DISTRIBUTION DEVICES (Top 4 devices)



## FINANCING OF MI SCHEMES (Major Sources)



## COST OF MI SCHEMES (Major Categories)







सत्यमेव जयते

**GOVERNMENT OF INDIA**  
**DEPARTMENT OF WATER RESOURCES, RIVER DEVELOPMENT AND**  
**GANGA REJUVENATION**  
**MINOR IRRIGATION (STATISTICS) WING**